

APPENDIX A. OUTCOME EVALUATION SURVEY METHODOLOGY ADDITIONAL DISCUSSION

Exhibit 1. Drawing the ADRCs Sample Stratified by Region and by Rural versus Urban Status

Region	Total ADRCs	Rural	Urban	Primary ADRCs	Backup ADRCs
I: CT, MA, ME, NH, RI, VT, DC,	30	12	18	2	2
II: NY, NJ	74	28	46	2	2
III: DE, MD, PA, VA, WV	108	41	67	2	2
IV: AL, FL, GA, KY, MS, NC, SC, TN	85	31	54	2	2
V: IL, IN, MI, OH, WI	75	23	52	2	2
VI: LA, OK, TX	39	8	31	2	2
VII: IA, KS, MO, NE	6	2	4	2	2
VIII: CO, MT, UT, WY, ND, SD	30	9	21	2	2
IX: CA, NV, AZ, HI	22	2	22	2	2
X: AK, ID, OR, WA	17	3	14	2	2
Single, Statewide ADRCs: AR, MN, NM	3	--	--	3	--
Total	489	157	329	23	20

Exhibit 2. AAAs with Service Areas that do not Overlap with ADRC Service Areas, by Region

Region	AAAs With Non Overlapping Service Areas	Rural	Urban
I: CT, MA, ME, NH, RI, VT, DC,	0	0	0
II: NY, NJ	5	3	2
III: DE, MD, PA, VA, WV	1	0	1
IV: AL, FL, GA, KY, MS, NC, SC, TN	17	10	7
V: IL, IN, MI, MN, OH, WI	4	2	2
VI: AR, LA, OK, NM, TX	12	2	10
VII: IA, KS, MO, NE	32	20	12
VIII: CO, MT, UT, WY, ND, SD	14	6	8
IX: CA, NV, AZ, HI	28	5	23
X: AK, ID, OR, WA	21	8	13
Total	134	56	78

Exhibit 3. Drawing the AAA Sample Stratified by Region and by Rural versus Urban Status.

Region	AAAs with Non Overlapping Service Areas	Rural	Urban	Primary AAAs*	Backup AAAs*
I, II, & III: CT, MA, ME, NH, RI, VT, NY, NJ, DC, DE, MD, PA, VA, WV	6	3	3	6	--
IV: AL, FL, GA, KY, MS, NC, SC, TN	17	10	7	2	8
V: IL, IN, MI, MN, OH, WI	4	2	2	2	2
VI: AR, LA, OK, NM, TX	12	2	10	2	2
VII: IA, KS, MO, NE	32	20	12	2	2
VIII: CO, MT, UT, WY, ND, SD	14	6	8	2	2
IX: CA, NV, AZ, HI	28	5	23	2	2
X: AK, ID, OR, WA	21	8	13	2	2
Total	134	56	78	20	20

*For each region, two AAAs each, one from the rural stratum and one from the urban stratum; the exception is Regions I – III, where the three urban and the three rural AAAs were selected into the sample with certainty and backup AAAs were drawn from Region IV.

Exhibit 4. Agencies that Discontinued Participation in the Study

Site Name	State	Date site dropped out	Reason for dropping out
ADRC Urban			
Larimer County ARCH	Colorado	6/18/13	Limited number of staff, and current workload including two major projects
Area 10 Area Agency on Aging	Indiana	7/30/13	Changes in capacity
ADRC Rural			
Orleans County	New York	6/20/13	Insufficient staffing
Bristol Bay Native Association (BBNA) ADRC	Alaska	Mid-June	Site is not near a FedEx pick-up and could therefore not send the data forms back via regular pre-paid mail and inconsistent internet access
Kenai Peninsula ILC: An ADRC	Alaska	Mid-June	Too remote with very low client rates
ADRC Certainty			
The Resource Center	Wyoming	Early August	Insufficient staffing
AAA Rural			
Southeastern Illinois Area Agency on Aging	Illinois	Early August	Insufficient staffing
South Central Nebraska Area Agency on Aging	Nebraska	7/31/13	Staffing reductions

Exhibit 5. Agencies that Participated in the Study

Site Name	State	Region
-----------	-------	--------

Site Name	State	Region
ADRC Urban		
Community Choices: North Central Region	Connecticut	I
Essex County ADRC	New Jersey	II
West Virginia Aging and Disability Resource Center – Fairmont Site	West Virginia	III
Area IV Agency on Aging and Community Action Programs	Indiana	V
Ability Resources	Oklahoma	VI
LifeLong Links ADRC Heritage AAA	Iowa	VII
Mesa County ARCH	Colorado	VIII
Area V – Southeast Idaho Area Agency on Aging	Idaho	X
NorthWest Senior & Disability Services	Oregon	X
ADRC Rural		
ServiceLink Resource Center of Coos County	New Hampshire	I
Appalachian Agency for Senior Citizens	Virginia	III
Generations	Indiana	V
Concho Valley ADRC	Texas	VI
Kiamichi Economic Development District of Oklahoma AAA	Oklahoma	VI
Northwest Missouri Area Agency on Aging	Missouri	VII
Area VI	Montana	VIII
San Juan Basin ADRC	Colorado	VIII
Nevada County	California	IX
ADRC Certainty		
Senior Linkage Line, Disability Linkage Line	Minnesota	V
Choices in Living Resource Center	Arizona	VI
AAA Urban		
Cape Fear Council of Governments	North Carolina	IV
WPCOG Area Agency on Aging	North Carolina	IV
Area Agency on Aging of the Heart of Texas	Texas	VI
Area Agency on Aging of the Permian Basin	Texas	VI
Aging Partners AAA	Nebraska	VII
Southwest 8 Senior Services, Inc.	Iowa	VII
AAA Rural		
Albermarle Commission Area Agency on Aging	North Carolina	IV
Isothermal Planning & Development Commission	North Carolina	IV
Northeast Mississippi Area Agency on Aging	Mississippi	IV
Area Agency on Aging of Deep East Texas	Texas	VI
Area Agency on Aging of Texoma	Texas	VI
Northeast Nebraska Area Agency on Aging	Nebraska	VII
Area IX Area Agency on Aging	Montana	VIII

APPENDIX B: OUTCOME EVALUTION ACL LETTERS OF SUPPORT



Dear [DIRECTOR NAME];

We would like to thank you for agreeing to participate in the evaluation of long-term service and support (LTSS) programs. Please recall that the Administration for Community Living (ACL) has contracted with IMPAQ International, LLC and Abt Associates Inc. to evaluate LTSS programs funded by the agency. The overall purpose of the evaluation is to gather information to help ACL better understand how to best support the delivery of LTSS, and we greatly appreciate your help in screening and recruiting clients.

The study is well underway with the evaluation team gathering rich data from clients recruited from agencies like yours. We are contacting you at this time to ask if any questions have come up for you or your staff during the client screening and recruitment process, and to encourage you to forward client information to the evaluation team at the end of each week. To reach our target sample size and ensure nationally representativeness, it is vitally important that all sites that agreed to participate begin the recruitment process and forward data to the team on a weekly basis.

If you have any questions about your participation in this evaluation, please email Susan Jenkins, the ACL Project Officer, at Susan.Jenkins@ACL.HHS.GOV.

Thank you in advance for your help,

Dear [DIRECTOR NAME];

We would like to thank you for participating in the evaluation of long-term service and support (LTSS) programs that is being conducted by the Administration for Community Living (ACL) to evaluate LTSS programs funded by the agency. The overall purpose of the evaluation is to gather information to help ACL better understand how to best support the delivery of LTSS, and we greatly appreciate your help in screening and recruiting clients.

The study is well underway with the evaluation team of IMPAQ International and Abt Associates gathering rich data from your clients. We are contacting you at this time to remind you and encourage you to continue to help the research team reach their target sample size and ensure national representativeness by actively recruiting clients. It is vitally important that all sites that agreed to participate continue the recruitment process and forward data to the team on a weekly basis.

If you have any questions about your participation in this evaluation, please email Susan Jenkins, the ACL Project Officer, at Susan.Jenkins@ACL.HHS.GOV.

Thank you in advance for your help,

APPENDIX C. PROCESS EVALUATION LOCAL ADRC AND AAA SURVEY QUESTIONNAIRE

PROCESS EVALUATION: LOCAL-LEVEL WEB-BASED SURVEY

INSTRUCTIONS TO WEB SURVEY PROGRAMMER: PREPOPULATE (PP) INFORMATION IN [] BASED ON SITE DIRECTOR TYPE (DT) OR ID NUMBER (ID). THESE PROPOPULATED DATA WILL BE USED THROUGHOUT THE SURVEY TO ORIENT THE RESPONDENT BASED ON TYPE OF SITE. EACH SITE WILL ALSO RECEIVE A UNIQUE ID NUMBER WITH THE NAME OF THE SITE.

[ID Number - ID]

— Name of Site

[Director Type - DT]

— ADRC (Local-level)

— AAA (Local-level)

Section A. Baseline Characteristics

[FOR LOCAL-LEVEL ADRC DIRECTORS]: The first set of questions focus on characteristics of your organization **PRIOR** to receiving an ADRC grant and the influence on your organization of the Administration on Aging (AoA) and/or CMS grant(s) (i.e., AoA Title IV grants, AoA title II grants, CMS Real Choice System Change grants, CMS Person-centered hospital discharge planning grants, Patient Protection and Affordable Care Act funds).

[FOR LOCAL-LEVEL AAA DIRECTORS]: We are interested in how your organization has changed over time, therefore, the first set of questions deals with the characteristics of your organization approximately 7 years ago (i.e., in 2004-2005).

1. Has your organization realized an improvement in ability to provide integrated, comprehensive access to long-term care services and supports (e.g., provide one-stop or streamlined benefits access, increase awareness of LTSS options, provide assistance to consumers such as counseling regarding LTSS choices or transitions from institutions back into the community)? [if DT = ADRC since the start of the ADRC grant; if DT=AAA over the past 7 years]
 - Yes
 - No [skip to question 3]
2. Which have had the most positive impact on your organization's ability to provide integrated, comprehensive access to long-term care services and supports (e.g., provide one-stop or streamlined benefits access, increase awareness of LTSS options, provide assistance to consumers such as counseling regarding LTSS choices or transitions from institutions back into the community)? (Select up to two)
 - Partnerships developed/expanded
 - Staffing changes
 - Shared data
 - Focus on providing person-centered, self-directed services

Other, please specify

3. Which of the following best describes the reason your site became an ADRC?

- To better integrate service provision systems
- To develop or strengthen agency/organizational partnerships
- To improve data or IT infrastructure
- To improve marketing or awareness efforts related to Long Term Care Services and Supports (LTSS)
- To expand services to additional populations
- To expand services to additional geographic locations
- Other, please specify

4. [FOR AAA DIRECTORS ONLY]: Is your site interested in becoming an ADRC or becoming part of an ADRC in the future?

- Yes; If yes, what is your current stage or status in becoming an ADRC? (Open Response)
- No; If no, please explain why you do not plan to become an ADRC? (Open Response)
- Other, please specify

5. Please indicate the extent to which Federal (AoA/CMS) grants have enabled your ADRC to realize any of the following outcomes... (Select all that apply)

	Very much	Somewhat	Very little
... increase the skills of existing staff	<input type="radio"/>	<input type="radio"/>	<input type="radio"/>
... recruit or attract more experienced staff	<input type="radio"/>	<input type="radio"/>	<input type="radio"/>
... increase/expand populations served	<input type="radio"/>	<input type="radio"/>	<input type="radio"/>
... increase the number of consumers served	<input type="radio"/>	<input type="radio"/>	<input type="radio"/>
... increase the number of partnerships	<input type="radio"/>	<input type="radio"/>	<input type="radio"/>
...increase range of services offered	<input type="radio"/>	<input type="radio"/>	<input type="radio"/>
...make other changes (please specify)	<input type="radio"/>	<input type="radio"/>	<input type="radio"/>

6. How has the ADRC grant(s) affected the resources or resource allocation at your organization or within your state? [IF THERE IS MORE THAN ONE ADRC IN THE STATE CHECK THE BOX IF THE ITEM IS TRUE OF AT LEAST ONE ADRC] (Check all that apply)

	At the site or local level	At the State level
Helped us leverage other funds	<input type="checkbox"/>	<input type="checkbox"/>

	At the site or local level	At the State level
Improved staff training opportunities	<input type="checkbox"/>	<input type="checkbox"/>
Increased service efficiency	<input type="checkbox"/>	<input type="checkbox"/>
Contributed to the development of a statewide database of LTSS services and/or consumers	<input type="checkbox"/>	<input type="checkbox"/>
Promoted the development of standard operating procedures	<input type="checkbox"/>	<input type="checkbox"/>
Increased the level of coordination between organizations serving older individuals and individuals with disabilities	<input type="checkbox"/>	<input type="checkbox"/>
Improved awareness/marketing campaigns/activities	<input type="checkbox"/>	<input type="checkbox"/>

Section B. Populations Served

This second set of questions asks about the populations in your service area as well as consumers that your organization serves. For questions about consumers, please focus on those who received services designed to enhance individual choice and support informed decision-making among consumers. This includes empowering individuals to effectively navigate their health and other long-term support options (e.g., Information, referral and awareness services; Consumer-focused decision support; Assistance with planning for future LTSS Needs; Streamlined eligibility determination for public programs; Person-centered transition support from institutional setting to community settings; and Independent living skills.) Please answer these questions to the best of your knowledge. In questions asking for percentages, please provide estimates if your organization does not collect the requested data.

NOTE: The data will be used to group like organizations together to allow for more complex data analyses. These data will not be used to evaluate the efforts of your specific organization.

For the following items, please indicate the demographic composition of your **service area**. (This question applies to the community that [insert ID] serves)

7. Latino/Hispanic Origin

- Yes %
- No %

Race

- Caucasian/White %
- Black or African American %
- American Indian or Alaska Native %
- Asian %
- Nation Hawaiian or Other Pacific Islander %

8. If you have one or more significant racial/ethnic sub-populations in your service area please list it here: _____
9. What percentage of your service area is living at or below the poverty line?
 — At or below the poverty line %
 Not sure, but a significant population lives under the poverty line
 Not sure, but the population is small or negligible
10. What percentage of your service area is uninsured/does not have health insurance coverage?
 — Uninsured %
 Not sure, but a significant population is uninsured
 Not sure, but the population is small or negligible
12. Within the last 12 months, has a community LTSS needs assessment been conducted?
 Yes
 No, but we did complete a community needs assessment within the past three years
 No, a community needs assessment was not completed within the past three years
13. This next set of questions is designed to gather information about the conditions in your service area.

[BLANK RESPONSE BOXES WILL BE POPULATED BY DROP-DOWN BOXES SHOWING OPTIONS EXPLAINED ABOVE ‘PRIOR’ AND ‘CURRENTLY’ COLUMNS]

Community Needs		
Barriers to receiving Long Term Supports and Service services		
To what extent is each of the following a barrier for individuals seeking Long Term Supports and Service services both prior to receiving an ADRC grant [approximately 7 years ago or if you do not have information that goes back that far, as far back as you do have information] and currently?		
	Please use dropdown menus to select: not a barrier, sometimes a barrier, often a barrier	
	Prior	Currently
Lack of Long Term Supports and Services-Needed services are not offered		
Lack of available Long Term Supports and Service slots-(e.g., There are long waitlists)		
Poor service quality		
Lack of health insurance		

Community Needs		
Barriers to receiving Long Term Supports and Service services		
To what extent is each of the following a barrier for individuals seeking Long Term Supports and Service services both prior to receiving an ADRC grant [approximately 7 years ago or if you do not have information that goes back that far, as far back as you do have information] and currently?		
	Please use dropdown menus to select: not a barrier, sometimes a barrier, often a barrier	
	Prior	Currently
Providers not accepting consumers with Medicaid		
Barriers based on consumer disabilities		
Language barriers		
Cultural barriers		
Religious barriers		
Sexual orientation barriers		
People needing services do not have a permanent address		
Consumers lack transportation		
Stigma, discrimination and prejudice against older adults		
Stigma, discrimination and prejudice against persons with disabilities		
Providers have high staff turnover		
Providers lack appropriately trained staff		
Service provider hours/locations are hard to access		
Other Please specify:		

[BLANK RESPONSE BOXES WILL BE POPULATED BY DROP-DOWN BOXES SHOWING OPTIONS EXPLAINED ABOVE 'PRIOR' AND 'CURRENTLY' COLUMNS]

Service Availability/Choice	Please indicate the Current availability of the following services within your service area	For the following services, to what extent is there provider choice? Service has (no; limited; adequate) provider choice	
		Prior	Currently
Safe and affordable housing options	Adequate availability/Available but inadequate to meet need/Not available		
Peer support services/groups	Adequate		

Service Availability/Choice	Please indicate the Current availability of the following services within your service area	For the following services, to what extent is there provider choice? Service has (no; limited; adequate) provider choice	
		Prior	Currently
	availability/Available but inadequate to meet need/Not available		
HCBS Medicaid Waiver Programs	Adequate availability/Available but inadequate to meet need/Not available		
Caregiver Support (i.e. respite programs, support groups, or counseling)	Adequate availability/Available but inadequate to meet need/Not available		
Nutrition Programs	Adequate availability/Available but inadequate to meet need/Not available		
Employment services	Adequate availability/Available but inadequate to meet need/Not available		
Education services	Adequate availability/Available but inadequate to meet need/Not available		
Opportunities to develop advanced directives	Adequate availability/Available but inadequate to meet need/Not available		
Transportation services	Adequate availability/Available but inadequate to meet need/Not available		
Opportunities for socialization/recreation	Adequate availability/Available but inadequate to meet need/Not available		
Mental health services	Adequate availability/Available but		

Service Availability/Choice	Please indicate the Current availability of the following services within your service area	For the following services, to what extent is there provider choice? Service has (<i>no; limited; adequate</i>) provider choice	
		Prior	Currently
	inadequate to meet need/Not available		
Ombudsman services	Adequate availability/Available but inadequate to meet need/Not available		
Health prevention and screening services	Adequate availability/Available but inadequate to meet need/Not available		
Services for emergent cases/Crisis intervention	Adequate availability/Available but inadequate to meet need/Not available		
Transition programs (from hospitals, nursing homes etc.)	Adequate availability/Available but inadequate to meet need/Not available		
Nursing home (institutional) diversion programs	Adequate availability/Available but inadequate to meet need/Not available		
Nursing home/residential beds	Adequate availability/Available but inadequate to meet need/Not available		
Income assistance	Adequate availability/Available but inadequate to meet need/Not available		
Energy assistance	Adequate availability/Available but inadequate to meet need/Not available		
Personal care services	Adequate availability/Available but inadequate to meet		

Service Availability/Choice	Please indicate the Current availability of the following services within your service area	For the following services, to what extent is there provider choice? Service has (no; limited; adequate) provider choice	
		Prior	Currently
	need/Not available		
Medicaid waivers	Adequate availability/Available but inadequate to meet need/Not available		
Independent Living services (e.g., skills training, peer support)	Adequate availability/Available but inadequate to meet need/Not available		
Other, please specify	Adequate availability/Available but inadequate to meet need/Not available		

14. How many consumers of each type were served in the most recent 6 month period (October 2011-March 2012)
NOTE: This question is specific to the consumers who access [insert ID] services such as I&R/I&A, benefits or options counseling, Information and referral services, services to support transitions from residential or institutional facilities to the community.

Characteristics	Currently	
	Consumers under 60	Consumers over 60
Older Adults (60+)	—	
Individuals with Disabilities		
Physical disabilities		
Cognitive impairment		
Intellectual disabilities		
Developmental disabilities		
Mental Illness		
Multiple disabilities		
Caregivers		
Informal/family caregiver		
Paid Caregiver		

Characteristics	Currently	
Health & Human Service Professional (e.g., physician, hospital discharge planner, nursing home staff)		
Special Subpopulations		
Traumatic Brain Injury (TBI)		
Emergent/Emergency Cases		
Low income		
Limited English proficiency		
Is the [insert ID] making any special efforts to target a particular population not listed above? If yes, please specify.		
Other (Please specify)		
Other (Please specify)		

14a. Since the start of the ADRC grant, the number of clients **under** 60 served by [insert ID] has:

- Significantly increased
- Significantly decreased
- Stayed the same

14b. [FOR AAA DIRECTORS ONLY]: Over the past 7 years, the number of clients **under** 60 served by [insert ID] has:

- Significantly increased
- Significantly decreased
- Stayed the same

15a. Since the start of the ADRC grant, the number of consumers **over** 60 served by [insert ID] has:

- Significantly increased
- Significantly decreased
- Stayed the same

15b. [FOR AAA DIRECTORS ONLY]: Over the past 7 years the number of consumers **over** 60 served by [insert ID] has:

- Significantly increased
- Significantly decreased
- Stayed the same

16a. Since the start of the ADRC grant, the number of consumers with physical disabilities served by [insert ID] has:

- Significantly increased
- Significantly decreased
- Stayed the same

16b. [FOR AAA DIRECTORS ONLY]: Over the past 7 years, the number of consumers with physical disabilities served by [insert ID] has:

- Significantly increased
- Significantly decreased
- Stayed the same

17a. Since the start of the ADRC grant, the number of consumers with mental/emotional disabilities served by [insert ID] has:

- Significantly increased
- Significantly decreased
- Stayed the same

17b. [FOR AAA DIRECTORS ONLY]: Over the past 7 years, the number of consumers with mental/emotional disabilities served by [insert ID] has:

- Significantly increased
- Significantly decreased
- Stayed the same

18a. Since the start of the ADRC grant, the number of consumers with multiple disabilities served by [insert ID] has:

- Significantly increased
- Significantly decreased
- Stayed the same

18b. [FOR AAA DIRECTORS ONLY]: Over the last 7 years, the number of consumers with multiple disabilities served by [insert ID] has:

- Significantly increased
- Significantly decreased
- Stayed the same

19a. Since the start of the ADRC grant, the number of caregivers served by [insert ID] has:

- Significantly increased
- Significantly decreased
- Stayed the same

19b. [FOR AAA DIRECTORS ONLY]: Over the past 7 years, the number of caregivers served by [insert ID] has:

- Significantly increased
- Significantly decreased
- Stayed the same

Section C. Service Provision

These questions are about the services provided by your organization/network

20. How frequently do consumers ask about the following? For each, indicate “frequently,” “sometimes,” “infrequently”, or “never.” Advanced directives

Topic	Frequency of consumer inquiry: There will be a drop down menu in each cell with the options: “frequently,” “sometimes, infrequently”, or “never.”
Advanced directives	
Advocacy	
Caregiver support	
Respite services	
Chronic health conditions	
Education	
Employment	
Energy assistance	
Home modification	
Affordable housing	
Income assistance	
Medicaid eligibility and services	
Medicare eligibility and services	
Mental/behavioral health services	
Nutrition services	
Ombudsman/abuse or neglect issues	
Independent living services	
Personal care/attendant care services	
Preventative health services	
Recreation opportunities	
Services for emergent care/crisis intervention	
Support groups	

Topic	Frequency of consumer inquiry: There will be a drop down menu in each cell with the options: "frequently," "sometimes, infrequently", or "never."
Transition services	
Transportation	
Other, please specify	

21. Does [insert ID] engage in advocacy activities for older adults?

- Yes
- No

22. Does [insert ID] engage in advocacy activities for persons with disabilities?

- Yes
- No

23a. Is diversion from nursing homes or other institutional residential facilities an outcome sought to be achieved?
Specific goal...

- Yes
- No [Skip to question 24]

23b. How is [insert ID] measuring and tracking this?

- Staff track using a standard electronic system
- Staff track using a standard hardcopy/paper system
- An external group (e.g., an evaluator, auditor) tracks using a standard system
- Staff track using an informal system
- Other, please specify

CARE COORDINATION/TRANSITION ASSISTANCE PROGRAMS

24. Does your organization provide transition services to consumers discharged from an acute care setting?

- Yes
- No [If no skip to question 30]

25. Care Coordination/Transition Assistance

[insert ID] Clients Provided Care Coordination/Transition Assistance	
No. individuals assisted with transition from hospital ONLY through formal	

care transitions program (evidence-based CT intervention or innovative model)	
Number of participants carried over from last reporting period (started program in last reporting period and continued with the intervention into this reporting period)	
Number of participants whose cases were closed during this period (i.e., participants whose transition services were ended either because of a readmission or new admission to a care facility or because the transition period ended)	
# of participants that readmitted within 30 days of discharge	
# of participants that readmitted within 30 days and re-entered the care transition program	

26. What is the number of individuals who were assisted with transition from hospital through formal care transitions intervention in this [INSERT ID] program service area this reporting period by participating hospital?

- Name of Hospital 1
- No. of Individuals for Hospital 1
- Name of Hospital 2
- No. of Individuals for Hospital 2
- Name of Hospital 3
- No. of Individuals for Hospital 3

27. What is the number of individuals who were assisted with transition from hospital through formal care transitions intervention across all participating hospitals in this [INSERT ID] program service area this reporting period by age group?

- Aged 60 and Over
- Under Age 60
- Age Unknown

28. What is the number of individuals who were assisted with transition from hospital through formal care transitions intervention across all participating hospitals in this [INSERT ID] program service area this reporting period by health insurance source?

- _____ Medicare
- _____ Medicaid
- _____ Dual-Eligible
- _____ No insurance
- _____ Private insurance
- _____ Veterans Administration Services
- _____ Other Unknown

29. What is the number of individuals who were assisted with transition from hospital through formal care transitions intervention across all participating hospitals in this [INSERT ID] program service area in this reporting period who were referred to one or more health/prevention programs?

- Chronic Disease Self Management Program
- Diabetes Self Management Program
- Exercise Program
- Mental Health and Substance Misuse
- Falls Management and Prevention
- Alzheimer's Programs
- Medication Management
- Home Injury/Risk Screenings
- Other

30a. What is the number of individuals who were assisted with transition from hospital through formal care transitions intervention across all participating hospitals in this [INSERT ID] program service area in this reporting period that were referred to one or more of the following long term services or supports?

- Additional Options Counseling
- Home delivered meals
- Nutrition services or nutrition counseling
- Care giver support
- Personal care/homemaker/choremaker services
- Transportation

31a. Do you have a marketing plan?

- Yes, our marketing plan is operational
- Yes, we have a plan but it is not yet operational
- No, we do not have a plan at this time

31b. Does [insert ID] utilize a standard operating procedure to assess consumer need?

- Always
- Sometimes
- Never

32. Is the consumer assessment tool and/or basic consumer needs assessment process common across partner organizations?

- Yes, common across all partners
- Yes, common across some partners
- No, each partner organization uses their own assessment tool/process

OPTIONS COUNSELING OR OTHER ONE ON ONE COUNSELING

33. Does your organization/network provide “Options Counseling” or other one-on-one counseling designed to support consumers’ ability to make informed decisions about their long-term care?

- Yes
- No [If no skip to question 36]

34. Referrals to Public and Private Services this Reporting Period

Referrals to Public and Private Services this Reporting Period	
What is the number of [insert ID] clients referred to or given an application for a public program, including Older Americans Act; Medicare; Medicaid; Food Stamps; TANF; Social Security (SSI or SSDI); LI-HEAP; VDHCBS; Other State-funded and county-funded programs for Medicaid; Other?	
What is the number of [insert ID] clients referred to some other type of service (non-public services, resources or program)?	
What is the number of [insert ID] clients that were not referred to any type of service?	
What is the number of [insert ID] Unknown Clients (remainder of all Clients)?	
Total	

[FOR SITES WITH OPTIONS COUNSELING OR OTHER ONE ON ONE COUNSELING ONLY]

35. Clients Provided Options Counseling this Reporting Period

[insert ID] Clients Provided Options Counseling By Age	
[insert ID] Clients Aged 60 and Over	
[insert ID] Clients Under Age 60	
[insert ID] Clients Age Unknown	
Total	

[insert ID] Clients Provided Options Counseling by Method	
In person	
By phone	

Electronic Communication (e.g. email or website chat)	
Total	

[insert ID] Clients Provided Options Counseling by Setting	
[insert ID]	
Hospital	
Nursing facility/Institution	
At the client's community residence	
Other	
Total	

Client Feedback About Options Counseling	
What is the number of [insert ID] Clients who report that options counseling enabled them to make well informed decisions about their long term support services?	
What is the number of [insert ID] Clients surveyed this reporting period?	

36. Does [insert ID] or network have a standardized tool or process to provide options counseling?

- Yes
- No
- Don't know
- Not applicable

PUBLIC PROGRAMS

37. Average Monthly Public LTSS Program Enrollment in WHOLE [INSERT ID] SERVICE AREA

This set of questions is asking about all current enrollment levels in these programs in the [INSERT ID] service area. Enrollment fluctuates from month to month, so please calculate the average enrollment per month during the reporting period.

Average Monthly Public LTSS Program Enrollment in WHOLE [INSERT ID] SERVICE AREA

<p>What is the average number of individuals enrolled in Medicaid HCBS Waivers in [INSERT ID] Service Area each month (should include [INSERT ID] Clients and might include Non-[INSERT ID] Clients)?</p>	
<p>What is the average number of individuals enrolled in Medicaid residing in institutions in [INSERT ID] Service Area each month (should include [INSERT ID] Clients and might include Non-[INSERT ID] Clients)?</p>	
<p>What is the average number of individuals enrolled in other public LTSS programs in [INSERT ID] Service Area each month (should include [INSERT ID] Clients and might include Non-[INSERT ID] Clients)? Please list LTSS programs and HCBS waivers (e.g. aged and disabled, MR/DD) that individuals are enrolled in.</p>	

[FOR SITES THAT REFER CLIENTS TO PUBLIC PROGRAMS ONLY]:

38. Total New Enrollment among [INSERT ID] CLIENTS ONLY in Public LTSS Programs

This set of questions is asking about the absolute number of [INSERT ID] clients who were newly enrolled into these programs during the last six months.

Total New Enrollment among [INSERT ID] CLIENTS ONLY in Public LTSS Programs

<p>What is the number of [INSERT ID] Clients who are newly enrolled into a Medicaid HCBS Waiver this reporting period (including individuals enrolled by [INSERT ID] staff and individuals referred for assessment/application by [INSERT ID] staff)?</p>	
<p>What is the number of [INSERT ID] Clients who are newly enrolled into Medicaid institutional services this reporting period (including individuals enrolled by [INSERT ID] staff and individuals referred for assessment/application by [INSERT ID] staff)?</p>	
<p>What is the average number of individuals enrolled in other public LTSS programs in [INSERT ID] Service Area each month (should include [INSERT ID] Clients and might include Non-[INSERT ID] Clients)? Please list LTSS programs and HCBS waivers (e.g. aged and disabled, MR/DD) that individuals are enrolled in.</p>	

39. For data collected on consumers, are staff required to follow the Alliance of Information and Referral Systems (AIRS) standards¹?

- Yes with all consumers
- Yes, with specific groups of consumers –Please specify:
- Never

40. Does [insert ID] have a database/MIS that does any of the following (Select all that apply)?:

- Track consumer requests for information and referrals
- Track referrals made to consumers
- Maintain records on individual consumers
- Maintain a list of services/service providers
- Links to other databases (e.g., Medicaid waiver tracking systems, Money Follows the Person tracking system). If yes, specify: _____
- Other, please specify
- We do not have an electronic records/tracking system [skip to question 41]

41. Do operational partners have access to data they need for their operations such as data about your consumers/services? If yes, for what purpose? (review client information, input client demographic information, input referrals, input service utilization information, review client service utilization, obtain summary reports on clients and/or services)

- Yes (specify _____)
- No, but there are plans to develop that capacity
- No, and there are no current plans to do this

42. Do service providers have access to data about our consumers? If yes, for what purpose? (see above)

- Yes (Specify _____)
- No, but there are plans to develop that capacity
- No, and there are no current plans to do this

42a. Do staff follow up with consumers after their initial contact with your organization?

- Always
- Sometimes-Under what circumstances: _____
- Never [skip to question 45]

42b. How many times does staff follow up with consumers after their initial contact with your organization?

¹ Standard 13: Inquirer Data Collection

- Once
- Multiple times

42c. What is the approximate timing of the first follow up with consumers after their initial contact with your organization?

- One to weeks after service
- Three weeks after service
- One to two months after service
- Three to five months after service
- Six months after service
- One year or longer after service

42d. What is the approximate timing of the last follow up with consumers after their initial contact with your organization?

- One week after service
- Two weeks after service
- Three weeks after service
- One to two months after service
- Three to five months after service
- Six months after service
- One year or longer after service

43. When consumers are referred to other agencies or organizations, are those providers contacted as part of the follow up procedure?

- Always
- Sometimes-Under what circumstances: _____
- Never

44. Approximately what percentage of consumers who are referred to other organizations receive a “warm transfer” (e.g., Simultaneous transfer of a telephone call and its associated data from one agent to another agent or supervisor)? _____%

45. Does your organization routinely collect quantitative performance data about its services and consumers?

- Yes
- No [skip to question 49]

46. Indicate any of the ways that your organization uses performance data: [check all that apply]

- To justify funding requests
- To improve consumer service
- To administer service provider contracts
- To provide information to stakeholders (governing board, advocacy organizations, local government, etc.)
- For program planning
- Do not use performance data

47. On which topics, if any, would you like to receive additional assistance from the technical assistance provider?
(Open Response)

Eligibility Screening Module: Initial Screening of ADRC Clients

48. When a client contacts the ADRC about long-term services and supports (LTSS), do ADRC staff administer a screening questionnaire to make a preliminary determination of eligibility and need for publicly-funded LTSS?

- Yes
- No
- Other, please describe _____

49a. If yes, to which of the following populations is the eligibility screening instrument administered ? Check all that apply.

- Aged 65 and older
- Physical disability
- Intellectual Disability/Developmental Disability
- Brain injury
- HIV/AIDS
- Medically fragile
- Autism
- Mental illness
- Other (specify _____)

49b. What kind of information is collected? Check all that apply.

- Demographic information (i.e., age, gender, ethnicity, marital status)
- Living arrangements
- Caregivers
- Health status
- Activities of daily living (ADL)
- Instrumental activities of daily living(IADL)
- Cognitive functions
- Troublesome behaviors
- LTSS currently received
- Income

- Assets
- Other, please list _____

Eligibility Screening Module: Financial Eligibility Determination

50. How do clients in your state/site complete and file applications for financial eligibility for Medicaid or publicly-funded LTSS? Check all that apply.

- Applications are accessed on-line, printed, completed by hand, and returned to a state or county office.
- Applications are accessed on-line, completed on-line, printed, and returned to a state or county office.
- Applications are accessed on-line, completed on-line, and submitted to the state or county electronically.
- Paper copy applications are obtained at various locations including _____ [INSERT LOCATIONS], completed by hand, and returned either in person or by mail to a state or county office.
- Other _____

51. In what ways do ADRC staff assist clients with financial eligibility applications for Medicaid LTSS Programs? Check all that apply.

- We do not assist clients with financial eligibility applications
- Advise the client where s/he can obtain an application
- Assist the client in completing the application
- Assist the client in collecting the required financial documentation
- Check on the status of the client's application
- Notify the client when the application has been approved/disapproved
- Manage appeals by clients whose applications were not approved
- Other _____

52. In what ways do ADRC staff assist clients with financial eligibility applications for publicly-funded LTSS* other than Medicaid LTSS? Check all that apply.

- We do not assist clients with financial eligibility applications
- Advise the client where s/he can obtain an application
- Assist the client in completing the application
- Assist the client in collecting the required financial documentation
- Check on the status of the client's application
- Notify the client when the application has been approved/disapproved
- Manage appeals by clients whose applications were not approved
- Other _____
- *Please describe the publicly funded LTSS services in your state. This includes LTSS programs funded solely by state or county _____

53. Does your state/site permit presumptive financial eligibility in order to expedite the provision of LTSS to clients while their financial eligibility applications are being processed?

- Yes
- No
- In Progress

Eligibility Screening Module: Functional Assessment

54. Does your state/site use a universal, comprehensive assessment instrument for functional (level of care) eligibility determinations for LTSS?

- Yes
- No
- No, but in development

55a. If yes, what best describes the kind of instrument your state/site is using? Check one.

- A custom-designed instrument developed by state staff
- A custom-designed instrument developed by a vendor specifically for our state
- An instrument developed by a vendor that is also used by other states
- Other, please list: _____

55b. What best describes the process for how the assessor completes the instrument? Check all that apply.

- The assessor completes a paper form while interviewing the client; there is no electronic data entry.
- The assessor completes a paper form while interviewing the client and later inputs the data on an electronic form at the office.
- The assessor completes an electronic form while interviewing the client, which is later downloaded into an electronic database.
- The assessor completes a web-based form while interviewing the client and the client's data is entered "real time" into an electronic database.
- Our state/site uses multiple processes, including _____ [SELECT FROM A-D ABOVE]

55c. Do you work with consumers to develop a care plan?

- Yes, with all consumers
- Yes under certain circumstances (Please specify _____)
- No, that is not part of this service

55d. For which of the following populations is the functional assessment used? Check all that apply.

- Aged 65 and older
- Physical disability
- ID/DD
- Brain injury
- HIV/AIDS
- Medically fragile
- Autism
- Mental illness

56. The Affordable Care Act requires states to implement Health Insurance Exchanges effective January 1, 2014. States are required to provide a single electronic portal for "real time" financial eligibility determinations for Medicaid and Qualified Health Plans offered through the Exchange.

56a. Is your organization involved in planning for your state's Exchange?

- Yes
- No [skip to question57]
- Not Sure.

If Yes, please describe your organization’s role role: _____

56b. Is your state/site examining ways to align functional eligibility determination for publicly-funded LTSS with Medicaid financial eligibility determination carried out through the Exchange website?

- Yes
- No
- Not Sure.

If Yes, please describe: _____

57. Are any of your organization’s functions reimbursed under Federal financial participation (FFP) or Federal medical assistance percentage (FMAP)? If so please specify the functions.

- No, none of our functions are reimbursed under FFP or FMAP
- Yes, the following functions are reimbursed under FFP

Yes, the following functions are reimbursed under FMAP

Section D. Organizational Characteristics

These questions are about your organization budget, partnerships, and structure.

58. For the current Fiscal Year, what is the approximate amount of funding from each of the following sources? (In \$ amounts)

Check if you have received funding in prior Fiscal Years	Amount of funding during the current Fiscal Year	Funding source
<input type="checkbox"/>		Administration on Aging Title IV ADRC Grant
<input type="checkbox"/>		Administration of Aging Title II Grant
<input type="checkbox"/>		CMS Real Choice Systems Change Grants
<input type="checkbox"/>		CMS Person-Centered Hospital Discharge Planning Grant
<input type="checkbox"/>		Patient protection and Affordable Care Act Grant
<input type="checkbox"/>		Veteran’s Administration

Check if you have received funding in prior Fiscal Years	Amount of funding during the current Fiscal Year	Funding source
<input type="checkbox"/>		Money Follows the Person Demonstration
<input type="checkbox"/>		State Transformation Grant
<input type="checkbox"/>		Alzheimer's Disease Demonstration Grant
<input type="checkbox"/>		Evidence-Based Disease Prevention Grant
<input type="checkbox"/>		Program of All-Inclusive Care for the Elderly (PACE)
<input type="checkbox"/>		Medicare Improvement for Patients and Providers Act (MIPPA)
<input type="checkbox"/>		Respite Care Act funds
<input type="checkbox"/>		Rehabilitation Services Administration (RSA)
<input type="checkbox"/>		Substance Abuse and Mental Health Services Administration (SAMHSA) - Mental Health Transformation Grant
<input type="checkbox"/>		Agency for Health Care Research and Policy - Chronic Disease Self-Management Grant
<input type="checkbox"/>		Administration for Children and Families, Office of Community Services - Low Income Home Energy Assistance Program (LIHEAP)
<input type="checkbox"/>		Health Resources and Services Administration HIV/AIDS Bureau - Ryan White Fund
<input type="checkbox"/>		State Unit on Aging
<input type="checkbox"/>		State General Revenue
<input type="checkbox"/>		County of local government
<input type="checkbox"/>		Private entities/grants - Hospitals or other businesses
<input type="checkbox"/>		Medicaid for Direct Services (state and federal)
<input type="checkbox"/>		Medicaid for Federal Financial Participation
<input type="checkbox"/>		Care Transitions Income
<input type="checkbox"/>		Consumer Fees or Cost Sharing
<input type="checkbox"/>		Charitable Donations
<input type="checkbox"/>		Other, please specify
<input type="checkbox"/>		Total Budget for FY 2013

59. What best characterizes the operation of your agency?

- Single-point of entry: one agency maintains a knowledgebase on LTSS options and assists consumers in making decisions about the best and most feasible options for LTSS
- No wrong door: multiple agencies are knowledgeable about LTSS options and cooperate to assist consumers regardless of which agency the consumer first contacts.

60. Do you identify your structure as any of the following:

- Independent, non-profit
- Part of city government
- Part of county government
- Part of COG or RPDA
- Other. Specify: _____

61. [ADRCs only] What organizations comprise the core operating organizations? [BLANK RESPONSE BOXES WILL BE POPULATED BY DROP-DOWN BOXES SHOWING YES/NO]

Organization	Core Operating Organization? (Yes/No)
AAA	
State Unit on Aging	
Veterans Organization	
Alzheimer’s Association	
Other Aging Services Organization	
Centers for Independent Living	
Vocational Rehabilitation Departments	
Other Disability Services Organization	
Community Mental Health	
County or Regional Council of Governments	
County Government Office or Agency	
Local Housing Authority	
State or Local Medicaid Agency	
211	
Other Human Services of Social Service Provider (please specify)	

62. [FOR EACH OF THE CORE OPERATING ORGANIZATIONS]: Please describe your relationship with other core operating organizations at your site and the functionality of the site in meeting the objective of improving and streamlining access to information, assistance, and long-term services and supports for older adults, persons with disabilities, and their families. Would you describe the current status as having a solid working relationship? Please provide as much detail as possible. _____

63. With which organizations do [insert ID] have a partnership? What is the strength of the relationship, as well as the type of partnership agreement and shared resources? [BLANK RESPONSE BOXES WILL BE POPULATED BY DROP-DOWN BOXES SHOWING OPTIONS EXPLAINED IN EACH COLUMN]

	Partner (Check all the apply)	Functionality of Partnership (1=Weak functionality; 2=Moderately functional/ functional in some areas; 3=Highly functional)	Partnership Agreement <i>Select from the following list:</i> <ul style="list-style-type: none"> •Funding relationship •Formal MOU •Contract •Cooperative •Informal working relationship • Other, please specify 	Shared Resources <i>Select from the following list:</i> <input type="checkbox"/> <i>Co-located staff</i> <input type="checkbox"/> <i>Shared monetary resource</i> <input type="checkbox"/> <i>Information sharing</i> <input type="checkbox"/> <i>Joint training</i> <input type="checkbox"/> <i>Joint sponsorship of programs</i> <input type="checkbox"/> <i>Shared non-monetary resources (i.e. office space)</i> <input type="checkbox"/> <i>Shared data</i> <input type="checkbox"/> <i>No shared resources</i>
State Departments (with cabinet level secretaries):				
Health				
Human Services				
Aging				
Other (specify):				
State Agencies (located within state departments):				
Aging				
Developmental Disabilities				
Acquired or Late-Onset Disabilities				
Mental Health				
Medicaid				
Housing				

	Partner (Check all the apply)	Functionality of Partnership (1=Weak functionality; 2=Moderately functional/ functional in some areas; 3=Highly functional)	Partnership Agreement <i>Select from the following list:</i> •Funding relationship •Formal MOU •Contract •Cooperative •Informal working relationship • Other, please specify	Shared Resources <i>Select from the following list:</i> <input type="checkbox"/> Co-located staff <input type="checkbox"/> Shared monetary resource <input type="checkbox"/> Information sharing <input type="checkbox"/> Joint training <input type="checkbox"/> Joint sponsorship of programs <input type="checkbox"/> Shared non-monetary resources (i.e. office space) <input type="checkbox"/> Shared data <input type="checkbox"/> No shared resources
Education				
Other (specify):				
Local Government Agencies				
Area Agency on Aging				
County Health Department				
County Medicaid office				
County Department on Aging				
County Department on Disability				
County Housing Office				
Library				
Other (specify):				
Federal Agencies:				
Local Veterans Administration				
Local Indian Health Service				
Other (specify):				
Organizations Providing Direct Services:				
211 or other call center				

	Partner (Check all the apply)	Functionality of Partnership (1=Weak functionality; 2=Moderately functional/ functional in some areas; 3=Highly functional)	Partnership Agreement <i>Select from the following list:</i> •Funding relationship •Formal MOU •Contract •Cooperative working relationship •Informal working relationship • Other, please specify	Shared Resources <i>Select from the following list:</i> <input type="checkbox"/> Co-located staff <input type="checkbox"/> Shared monetary resource <input type="checkbox"/> Information sharing <input type="checkbox"/> Joint training <input type="checkbox"/> Joint sponsorship of programs <input type="checkbox"/> Shared non-monetary resources (i.e. office space) <input type="checkbox"/> Shared data <input type="checkbox"/> No shared resources
Community Health Clinic				
Community Mental Health Clinic				
Deaf Service Center				
Hospital/Medical Center				
School for the Blind				
School for the Deaf				
The ARC				
United Way				
Vocational/Rehabilitation Services				
Other (specify):				
Advocacy/Referral Organizations:				
AIDS Coalition				
Alzheimer's Association				
American Council of the Blind				
Autism Society state/regional chapter				
Brain Injury Association state/regional chapter				
Centers for Independent Living				

	Partner (Check all the apply)	Functionality of Partnership (1=Weak functionality; 2=Moderately functional/ functional in some areas; 3=Highly functional)	Partnership Agreement <i>Select from the following list:</i> •Funding relationship •Formal MOU •Contract •Cooperative •Informal working relationship • Other, please specify	Shared Resources <i>Select from the following list:</i> <input type="checkbox"/> Co-located staff <input type="checkbox"/> Shared monetary resource <input type="checkbox"/> Information sharing <input type="checkbox"/> Joint training <input type="checkbox"/> Joint sponsorship of programs <input type="checkbox"/> Shared non-monetary resources (i.e. office space) <input type="checkbox"/> Shared data <input type="checkbox"/> No shared resources
Easter Seals				
Epilepsy Foundation state/regional chapter				
National Association of Mental Illness state/regional chapter				
National Autism Association state/regional chapter				
National Multiple Sclerosis Society state/regional chapter				
State Association for the Deaf				
United Cerebral Palsy				
Other (specify):				

64. Approximately how many FTEs (Full-time equivalents) perform each of the following functions?
- I&R/I&A
 - Options counseling/counseling to provide in-depth person centered decision support
 - Benefits counseling/eligibility determination
 - Care transition services
 - Crisis intervention services
 - Independent Living services
 - Advocacy services
 - Providing administrative or other support for the above functions
65. How many front line staff are Alliance of Information and Referral Systems (AIRS) certified?
- Number of AIRS certified staff
 - Total number of front line staff
66. Is your organization paid on a fee-for-service or per-unit basis for performing any of the following services for a client? (Please check all that apply)
- Information/referral
 - Options counseling
 - Screening
 - Assessment
 - Application assistance
 - Transition support
 - Other, please specify
67. [if any of the boxes are checked in previous question] What is the source of the fee-for-service or per-unit payments?
- Medicare
 - Medicaid waiver
 - Medicaid state plan
 - Medicaid managed care organization
 - State-funded program other than Medicaid
 - Private health plan
 - Provider
 - Other, please specify

Section E. LTSS Environment

68. Since this [insert ID] started serving consumers, has there been an impact on the LTSS or Home and Community-Based (HCBS) system in your community?
- There has been an **increase in the number** of LTSS providers.
 - There has been a **decrease in the number** of LTSS providers.
 - There has been an **increase in the quality** of LTSS services.
 - There has been a **decrease in the quality** of LTSS services.

69. Please add any final thoughts about [insert ID] and either its operations and/or its results (Open response).

APPENDIX D. PROCESS EVALUATION STATE ADRC SURVEY QUESTIONNAIRE

PROCESS EVALUATION — STATE-LEVEL WEB-BASED SURVEY

INSTRUCTIONS TO WEB SURVEY PROGRAMMER: PREPOPULATE (PP) INFORMATION IN [] BASED ON SITE DIRECTOR TYPE (DT) OR ID NUMBER (ID). THESE PREPOPULATED DATA WILL BE USED THROUGHOUT THE SURVEY TO ORIENT THE RESPONDENT BASED ON NAME OF SITE. EACH SITE WILL ALSO RECEIVE A UNIQUE ID NUMBER WITH THE NAME OF THE SITE.

[ID Number - ID]

— Name of State-level Site

[Director Type - DT]

— ADRC (State-level)

Section A. Baseline Characteristics

The first set of questions focus on characteristics of your aging and disability network **PRIOR** to receiving an ADRC grant and the influence on your aging and disability network. .

1. Click [here](#) to review federal funding received by your state since [ENTER YEAR OF RECEIPT OF ADRC GRANT] for the development of ADRCs. On a scale of 1 to 5, how would you rate your state’s progress since [YEAR] in improving access to the following services, with 1 being “Poor” and 5 being “Excellent?”

	Poor					Excellent				
	1	2	3	4	5	1	2	3	4	5
Information, referral, and awareness of LTSS options										
Options counseling and assistance										
Streamlined eligibility determination for public programs										
Person-centered transition support										

2. States used federal grant funding in a variety of ways to develop their aging and disability networks. On a scale of 1 to 5, indicate the importance of each of the following in improving access to LTSS in your state since YEAR, with 1 being “not important at all” and 5 being “very important.”

	Not important at all					Very important				
	1	2	3	4	5	1	2	3	4	5
Development of new partnerships										

	Not important at all Very important				
Staffing					
Advisory council					
Development of shared data systems					
Web-based information and referral					
Other					

3. When your state applied for its first ADRC grant in YEAR, what were your goals for the project? Check all that apply.
- To better integrate the delivery of LTSS for the aging and disability populations
 - To develop or strengthen agency/organizational partnerships
 - To improve data or IT infrastructure
 - To improve marketing or awareness efforts related to Long Term Care Services and Supports (LTSS)
 - To expand services to additional populations
 - To expand services to additional geographic locations
 - Other, please specify _____
4. Please indicate how your State initially selected local sites to receive ADRC funds.
- Selected sites that were already integrated to help them maintain or expand their efforts
 - Selected sites that were partially integrated to support further integration
 - Selected sites that were fragmented to encourage integration
 - Selected AAAs already in operation
 - Selected organizations that were currently serving the aging community (e.g., senior centers)
 - Selected sites that were currently serving the disability community (e.g., CILS)
 - Selected county offices because existing infrastructure was available
 - Other, please specify

Indicate the extent to which the grants your state received for ADRC development contributed to the following:

	Very much	Somewhat	Very little
... increase the skills of existing staff	o	o	o
... recruit or attract more experienced staff	o	o	o
... increase/expand populations served	o	o	o
... increase the number of consumers served	o	o	o
... increase the number of partnerships	o	o	o
...increase range of services offered	o	o	o
...make other changes (please specify)	o	o	o

5. How has the ADRC grant(s) affected the resources or resource allocation at your organization/network or within your state? If there is more than one ADRC in your state, select the box if the item is true for at least one ADRC. (Select all that apply)

	At the Site or Local Level	At the State Level
Helped us leverage other funds (including reimbursement for specific functions)	<input type="checkbox"/>	<input type="checkbox"/>
Improved staff training opportunities	<input type="checkbox"/>	<input type="checkbox"/>
Increased service efficiency	<input type="checkbox"/>	<input type="checkbox"/>
Contributed to the development of a statewide database of Long Term Supports and Service and/or consumers	<input type="checkbox"/>	<input type="checkbox"/>
Promoted the development of standard operating procedures	<input type="checkbox"/>	<input type="checkbox"/>
Increased the level of coordination between organizations serving older individuals and individuals with disabilities	<input type="checkbox"/>	<input type="checkbox"/>
Improved awareness/marketing campaigns/activities	<input type="checkbox"/>	<input type="checkbox"/>

6. Within the last 12 months, has the state conducted a community long-term service and support needs assessment?

- Yes , we assessed the needs in all [ADRC communities in our State
- Yes, we assessed the needs in some of the [ADRC or communities in our State
- No, but we did complete a community needs assessment, for at least some of the [ADRC or communities in our State within the past three years
- No, a community needs assessment was not completed within the past three years

This next set of questions is designed to gather information about the conditions in the service network for your state. Please think about the status of your state as a whole.

7. Community Needs		
Barriers to receiving Long Term Supports and Service services		
What barriers do individuals in your state encounter in accessing LTSS? For each barrier listed below, indicate the extent to which this was a barrier in YEAR when the state first began developing its ADRC network and the extent to which it is currently a barrier.		
	<i>Use drop-down menu to select "not a barrier," "sometimes a barrier," or "often a barrier"</i>	
	YEAR	2012
Non-availability of needed services and supports		
Limits on Medicaid HCBS waiver enrollment		
Limits on enrollment in state-only funded LTSS		
Quality of available LTSS		
Lack of health insurance		
Providers not accepting consumers with Medicaid		
Lack of accommodations for consumers with disabilities		
Language barriers		
Cultural barriers		
Religious barriers		
Sexual orientation barriers		
People needing services do not have a permanent address		
Consumers lack transportation		
Stigma, discrimination and prejudice against older adults		
Stigma, discrimination and prejudice against persons with disabilities		
Providers have high staff turnover		
Providers lack appropriately trained staff		
Service provider hours/locations are hard to access		
Other, Please specify:		

8. Service Availability/Choice	Please indicate the Current availability of the following services within your service area	For the following services, to what extent is there provider choice? Service has (<i>no; limited; adequate</i>) provider choice	
		Prior to first ADRC grant	Currently
Safe and affordable housing options	Adequate availability/Available but inadequate to meet need/Not available	No/Limited/Adequate	No/Limited/Adequate
Peer support services/groups	Adequate availability/Available but inadequate to meet need/Not available	No/Limited/Adequate	No/Limited/Adequate
HCBS Medicaid Waiver Programs	Adequate availability/Available but inadequate to meet need/Not available	No/Limited/Adequate	No/Limited/Adequate
Caregiver Support (i.e. respite programs, support groups, or counseling)	Adequate availability/Available but inadequate to meet need/Not available	No/Limited/Adequate	No/Limited/Adequate
Nutrition Programs	Adequate availability/Available but inadequate to meet need/Not available	No/Limited/Adequate	No/Limited/Adequate
Employment services	Adequate availability/Available but inadequate to meet need/Not available	No/Limited/Adequate	No/Limited/Adequate
Education services	Adequate availability/Available but inadequate to meet need/Not available	No/Limited/Adequate	No/Limited/Adequate
Legal services	Adequate availability/Available but inadequate to meet need/Not available	No/Limited/Adequate	No/Limited/Adequate
Transportation services	Adequate availability/Available but inadequate to meet need/Not available	No/Limited/Adequate	No/Limited/Adequate
Socialization/recreation programs	Adequate availability/Available but inadequate to meet need/Not available	No/Limited/Adequate	No/Limited/Adequate
Mental/behavioral health services	Adequate availability/Available but inadequate to meet need/Not available	No/Limited/Adequate	No/Limited/Adequate
Ombudsman services	Adequate availability/Available but inadequate to meet need/Not available	No/Limited/Adequate	No/Limited/Adequate
Health prevention and screening services	Adequate availability/Available but inadequate to meet need/Not available	No/Limited/Adequate	No/Limited/Adequate
Emergency services/crisis intervention	Adequate availability/Available but inadequate to meet need/Not available	No/Limited/Adequate	No/Limited/Adequate

8. Service Availability/Choice	Please indicate the Current availability of the following services within your service area	For the following services, to what extent is there provider choice? Service has (<i>no; limited; adequate</i>) provider choice	
		Prior to first ADRC grant	Currently
Nursing home transition programs	Adequate availability/Available but inadequate to meet need/Not available	No/Limited/Adequate	No/Limited/Adequate
Hospital transition programs			
Nursing home (institutional) diversion programs	Adequate availability/Available but inadequate to meet need/Not available	No/Limited/Adequate	No/Limited/Adequate
Nursing home services	Adequate availability/Available but inadequate to meet need/Not available	No/Limited/Adequate	No/Limited/Adequate
Assisted living services			
Shared living programs			
Adult day care			
Consumer-directed LTSS			
Income assistance	Adequate availability/Available but inadequate to meet need/Not available	No/Limited/Adequate	No/Limited/Adequate
Energy assistance	Adequate availability/Available but inadequate to meet need/Not available	No/Limited/Adequate	No/Limited/Adequate
Personal care/attendant services	Adequate availability/Available but inadequate to meet need/Not available	No/Limited/Adequate	No/Limited/Adequate
Medicaid HCBS waiver programs	Adequate availability/Available but inadequate to meet need/Not available	No/Limited/Adequate	No/Limited/Adequate
Independent Living supports (e.g., skills training, vocational programs, peer support)	Adequate availability/Available but inadequate to meet need/Not available	No/Limited/Adequate	No/Limited/Adequate
Other, please specify	Adequate availability/Available but inadequate to meet need/Not available	No/Limited/Adequate	No/Limited/Adequate

Section B. Organizational Characteristics

These questions are about your organization or network budget, partnerships, and structure.

9. For the current Fiscal Year, what is the approximate amount of funding from each of the following sources? (In \$ amounts)

Check if you have received funding in prior Fiscal Years	Amount of funding during the current Fiscal Year	Funding source
<input type="checkbox"/>		Administration on Aging Title IV ADRC Grant
<input type="checkbox"/>		Administration of Aging Title II Grant
<input type="checkbox"/>		CMS Real Choice Systems Change Grants
<input type="checkbox"/>		CMS Person-Centered Hospital Discharge Planning Grant
<input type="checkbox"/>		Patient protection and Affordable Care Act Grant
<input type="checkbox"/>		Veteran’s Administration
<input type="checkbox"/>		Money Follows the Person Demonstration
<input type="checkbox"/>		State Transformation Grant
<input type="checkbox"/>		Alzheimer’s Disease Demonstration Grant
<input type="checkbox"/>		Evidence-Based Disease Prevention Grant
<input type="checkbox"/>		Program of All-Inclusive Care for the Elderly (PACE)
<input type="checkbox"/>		Medicare Improvement for Patients and Providers Act (MIPPA)
<input type="checkbox"/>		Respite Care Act funds
<input type="checkbox"/>		Rehabilitation Services Administration (RSA)
<input type="checkbox"/>		Substance Abuse and Mental Health Services Administration (SAMHSA) - Mental Health Transformation Grant
<input type="checkbox"/>		Agency for Health Care Research and Policy - Chronic Disease Self-Management Grant
<input type="checkbox"/>		Administration for Children and Families, Office of Community Services - Low Income Home Energy Assistance Program (LIHEAP)
<input type="checkbox"/>		Health Resources and Services Administration HIV/AIDS Bureau - Ryan White Fund
<input type="checkbox"/>		State Unit on Aging
<input type="checkbox"/>		State General Revenue
<input type="checkbox"/>		County of local government
<input type="checkbox"/>		Private entities/grants - Hospitals or other businesses

Check if you have received funding in prior Fiscal Years	Amount of funding during the current Fiscal Year	Funding source
<input type="checkbox"/>		Medicaid for Direct Services (state and federal)
<input type="checkbox"/>		Medicaid for Federal Financial Participation
<input type="checkbox"/>		Care Transitions Income
<input type="checkbox"/>		Consumer Fees or Cost Sharing
<input type="checkbox"/>		Charitable Donations
<input type="checkbox"/>		Other, please specify
		Total Budget for FY 2013

10. With which organizations do [insert ID] have a partnership? What is the strength of the relationship, as well as the type of partnership agreement and shared resources? [BLANK RESPONSE BOXES WILL BE POPULATED BY DROP-DOWN BOXES SHOWING OPTIONS EXPLAINED IN EACH COLUMN]

	Partner (Check all the apply)	Functionality of Partnership (1=Weak functionality; 2=Moderately functional/functional in some areas; 3=Highly functional)	Partnership Agreement <i>Select from the following list:</i> •Funding relationship •Formal MOU •Contract •Cooperative working relationship • Other, please specify	Shared Resources <i>Select from the following list:</i> <input type="checkbox"/> Co-located staff <input type="checkbox"/> Shared monetary resource <input type="checkbox"/> Information sharing <input type="checkbox"/> Joint training <input type="checkbox"/> Joint sponsorship of programs <input type="checkbox"/> Shared non-monetary resources (i.e. office space) <input type="checkbox"/> Shared data <input type="checkbox"/> No shared resources
State Departments (with cabinet level secretaries):				
Health				
Human Services				
Aging				
Other (specify):				
State Agencies (located within state departments):				
Aging				
Developmental Disabilities				
Acquired or Late-Onset Disabilities				
Mental Health				

	Partner (Check all the apply)	Functionality of Partnership (1=Weak functionality; 2=Moderately functional/ functional in some areas; 3=Highly functional)	Partnership Agreement <i>Select from the following list:</i> •Funding relationship •Formal MOU •Contract •Cooperative •Informal working relationship • Other, please specify	Shared Resources <i>Select from the following list:</i> <input type="checkbox"/> Co-located staff <input type="checkbox"/> Shared monetary resource <input type="checkbox"/> Information sharing <input type="checkbox"/> Joint training <input type="checkbox"/> Joint sponsorship of programs <input type="checkbox"/> Shared non-monetary resources (i.e. office space) <input type="checkbox"/> Shared data <input type="checkbox"/> No shared resources
Medicaid				
Housing				
Education				
Other (specify):				
Local Government Agencies				
Area Agency on Aging				
County Health Department				
County Medicaid office				
County Department on Aging				
County Department on Disability				
County Housing Office				
Library				
Other (specify):				
Federal Agencies:				
Local Veterans Administration				
Local Indian Health Service				

	Partner (Check all the apply)	Functionality of Partnership (1=Weak functionality; 2=Moderately functional/ functional in some areas; 3=Highly functional)	Partnership Agreement <i>Select from the following list:</i> •Funding relationship •Formal MOU •Contract •Cooperative •Informal working relationship • Other, please specify	Shared Resources <i>Select from the following list:</i> <input type="checkbox"/> Co-located staff <input type="checkbox"/> Shared monetary resource <input type="checkbox"/> Information sharing <input type="checkbox"/> Joint training <input type="checkbox"/> Joint sponsorship of programs <input type="checkbox"/> Shared non-monetary resources (i.e. office space) <input type="checkbox"/> Shared data <input type="checkbox"/> No shared resources
Other (specify):				
Organizations Providing Direct Services:				
211 or other call center				
Community Health Clinic				
Community Mental Health Clinic				
Deaf Service Center				
Hospital/Medical Center				
School for the Blind				
School for the Deaf				
The ARC				
United Way				
Vocational/Rehabilitation Services				
Other (specify):				
Advocacy/Referral Organizations:				
AIDS Coalition				
Alzheimer's Association				

	Partner (Check all the apply)	Functionality of Partnership (1=Weak functionality; 2=Moderately functional/ functional in some areas; 3=Highly functional)	Partnership Agreement <i>Select from the following list:</i> •Funding relationship •Formal MOU •Contract •Cooperative •Informal working relationship • Other, please specify	Shared Resources <i>Select from the following list:</i> <input type="checkbox"/> Co-located staff <input type="checkbox"/> Shared monetary resource <input type="checkbox"/> Information sharing <input type="checkbox"/> Joint training <input type="checkbox"/> Joint sponsorship of programs <input type="checkbox"/> Shared non-monetary resources (i.e. office space) <input type="checkbox"/> Shared data <input type="checkbox"/> No shared resources
American Council of the Blind				
Autism Society state/regional chapter				
Brain Injury Association state/regional chapter				
Centers for Independent Living				
Easter Seals				
Epilepsy Foundation state/regional chapter				
National Association of Mental Illness state/regional chapter				
National Autism Association state/regional chapter				
National Multiple Sclerosis Society state/regional chapter				
State Association for the Deaf				
United Cerebral Palsy				
Other (specify):				

11. Approximately, how many FTEs (Full-time equivalents) at the state level perform each of the following functions?

- Information & Referral /Information & Assistance (I&R/I&A)
- Options counseling/counseling to provide in-depth person centered decision support
- Benefits counseling/eligibility determination
- Care transition services
- Crisis intervention services
- Independent Living services
- Advocacy services
- Providing administrative or other support for the above functions

12. At the State level, how many FTE (Full-time equivalents) are dedicated to working with the ADRC(s) in your State?

13. Is your organization paid on a fee-for-service or per-unit basis for performing any of the following services for a client? (Please check all that apply)

- Information/referral
- Options counseling
- Screening
- Assessment
- Application assistance
- Transition support
- Other, please specify

14. [if any of the boxes are checked in previous question] What is the source of the fee-for-service or per-unit payments?

- Medicare
- Medicaid waiver
- Medicaid state plan
- Medicaid managed care organization
- State-funded program other than Medicaid
- Private health plan
- Provider
- Other, please specify

Section D. Long-Term Service and Support Environment

15. Please add any final thoughts about [insert ID] and either its operations and/or its results (Open response)

APPENDIX E. PROCESS EVALUATION STATE/TERRITORY RESPONSE RATES

100%	99% 75%	74% 50%	49% 25%	24% 1%	0%	Not expected to submit
Alabama	California	Michigan	Florida	None	Guam	Mississippi
Alaska	Colorado	Montana	New York			Missouri
Arizona	Hawaii	Nevada	Oklahoma			Nebraska
Arkansas	Maryland	North Carolina				Northern Mariana Islands
Connecticut	Massachusetts	Oregon				Wyoming
Delaware	New Jersey					
District of Columbia	Pennsylvania					
Georgia	Tennessee					
Idaho	Vermont					
Illinois	Virginia					
Indiana	West Virginia					
Iowa	Wisconsin					
Kansas						
Kentucky						
Louisiana						
Maine						
Minnesota						
New Hampshire						
New Mexico						
North Dakota						
Ohio						
Rhode Island						
South Carolina						
South Dakota						
Texas						
Utah						
Washington						

APPENDIX F. PROCESS EVALUATION LOCAL ADRC SURVEY RESPONSE TABLES

Section A. Baseline Characteristics

1. Has your organization realized an improvement in ability to provide integrated, comprehensive access to long term care services and supports (e.g., provide one stop or streamlined benefits access, increase awareness of LTSS options, provide assistance to consumers such as counseling regarding LTSS choices or transitions from institutions back into the community) since the start of the ADRC grant?

	Frequency	Percentage
Yes	450	95.34
No	19	4.03
No response	3	0.64
Total	472	100

2. Which have had the most positive impact on your organization s ability to provide integrated, comprehensive access to long term care services and supports (e.g., provide one stop or streamlined benefits access, increase awareness of LTSS options, provide assistance to consumers such as counseling regarding LTSS choices or transitions from institutions back into the community)? (Select up to two)

	Frequency	Percentage
Partnerships developed/expanded	370	78.39
Staffing changes	112	23.73
Shared data	86	18.22
Focus on providing person-centered, self-directed services	213	45.13
Other, specify*	24	5.08

*Free text responses accompanying this question are available in the appendix with supplemental questions.

3. Which of the following best describes the reason your site became an ADRC?

	Frequency	Percentage
To better integrate service provision systems	161	34.11
To develop or strengthen agency/organizational partnerships	142	30.08
To improve data or IT infrastructure	7	1.48
To improve marketing and awareness efforts to LTSS	41	8.69
To expand services to additional populations	84	17.80
To expand services to additional geographic locations	4	0.85
Other, specify*	0	0.00
No response	33	6.99
Total	472	100

5. Please indicate the extent to which Federal (AoA/CMS) grants have enabled your ADRC to realize any of the following outcomes. (Select all that apply)

	Very much		Somewhat		Very little		No response		Total	
	Freq.	%	Freq.	%	Freq.	%	Freq.	%	Freq.	%
Increase the skills of existing staff	229	48.52	183	38.77	41	8.69	19	4.08	472	100
Recruit or attract more experienced staff	60	12.71	150	31.78	221	46.82	41	8.69	472	100
Increase/expand populations served	191	40.47	196	41.53	62	13.14	23	4.87	472	100
Increase the number of consumers served	200	42.37	191	40.47	58	12.29	23	4.87	472	100
Increase the number of partnerships	248	52.54	159	33.69	40	8.47	25	5.30	472	100
Increase the number of services offered	147	31.14	192	40.68	106	22.46	27	5.72	472	100
Make other changes (specify)*	44	9.32	48	10.17	64	13.56	316	66.95	472	100

*Free text responses accompanying this question are available in the appendix with supplemental questions.

6. How has the ADRC grant(s) affected the resources or resource allocation at your organization or within your state? [If there is more than one ADRC in the state, check the box if the item is true of at least one ADRC] (Check all that apply)

	At Site or Local Level		At the State Level	
	Frequency	Percentage*	Frequency	Percentage*
Helped us leverage other funds	178	37.71	127	26.91
Improved staff training opportunities	346	73.31	117	24.79
Increased service efficiency	304	64.41	79	16.74
Contributed to the development of a statewide database of LTSS and/or consumers	170	36.02	153	32.42
Promoted the development of standard operating procedures	268	56.78	144	30.51
Increased the level of coordination between organizations serving older individuals with disabilities	380	80.51	117	24.79
Improved awareness/marketing campaigns/activities	330	69.92	112	23.73

*Percentages do not add up to 100% as respondents could select more than one option.

Section B. Populations Served

7. For the following items, please indicate the demographic composition of your service area. (This question applies to the community that [LOCAL ADRC] serves.)

	Latino/Hispanic Origin	
	Frequency	Percentage
0%	3	0.63
>0-5%	229	48.52
6-10%	66	13.98
11-20%	47	9.96
>20%	40	8.47
No response	87	18.43
Total	472	100
Min (%)	0.00	
Max (%)	100	
Mean (%)	9.39	
Median (%)	4.30	
Mode (%)	1.00	

7. For the following items, please indicate the demographic composition of your service area. (This question applies to the community that [LOCAL ADRC] serves.)

	Caucasian/White		Black or African American		American Indian or Alaska Native		Asian		Nation Hawaiian or Other Pacific Islander	
	Frequency	Percentage	Frequency	Percentage	Frequency	Percentage	Frequency	Percentage	Frequency	Percentage
0%	1	0.21	2	0.42	3	0.64	2	0.42	30	6.36
>0-5%	2	0.42	211	44.70	320	67.80	340	72.03	196	41.53
6-10%	1	0.21	62	13.14	9	1.91	19	4.03	3	0.64
11-20%	4	0.85	52	11.02	5	1.06	5	1.06	2	0.42
21-50%	43	9.11	59	12.50	0	0.00	3	0.64	0	0.00
51-75%	88	18.64	9	1.91	1	0.21	3	0.64	0	0.00
76-100%	285	60.38	3	0.64	0	0.00	0	0.00	0	0.00
No response	48	10.17	74	15.68	134	28.39	100	21.19	241	51.06
Total	472	100	472	100	470	100	472	100	472	100
Min (%)	0.00		0.00		0.00		0.00		0.00	
Max (%)	99.90		92.00		70.70		63.90		17.00	
Mean (%)	78.75		10.92		1.38		2.72		0.60	
Median (%)	86.30		5.00		0.40		1.20		0.10	
Mode (%)	97.00		1.00		1.00		1.00		0.10	

9. What percent of your service area is living at or below the poverty line?		
	Frequency	Percentage
At or below the poverty line (those who specified a percentage)	280	59.32
Not sure, but a significant population lives under the poverty line	147	31.14
Not sure, but the population is small or negligible	18	3.81
No response	27	5.72
Total	472	100

9a. What percent of your service area is living at or below the poverty line?		
	Frequency	Percentage
0%	0	0.00
>0-10%	83	29.64
11-25%	159	56.79
26-50%	12	4.29
51-100%	20	7.14
No response	6	2.14
Total	280	100
Min (%)	1.70	
Max (%)	95.00	
Mean (%)	16.71	
Median (%)	13.00	
Mode (%)	12.00	

10. What percent of your service area is uninsured/does not have health insurance coverage?		
	Frequency	Percentage
Uninsured (those who specified a percentage)	115	24.36
Not sure, but a significant population is uninsured	227	48.09
Not sure, but the population is small or negligible	92	19.49
No response	38	8.05
Total	472	100

10a. What percent of your service area is uninsured /does not have health insurance coverage?		
	Frequency	Percentage
0%	2	1.70
>0-10%	31	26.96
11-25%	63	54.78
26-50%	10	8.69
51-100%	0	0.00
No response	9	7.83
Total	115	100
Min (%)	0.00	
Max (%)	45.00	
Mean (%)	15.39	
Median (%)	13.65	
Mode (%)	9.00	

12. Within the last 12 months, has a community LTSS needs assessment been conducted?		
	Frequency	Percentage
Yes	155	32.84
No, but we did complete a community needs assessment within the past three years	141	29.87
No, a community needs assessment was not completed within the past three years	149	31.57
No response	27	5.72
Total	472	100

13. To what extent is each of the following a barrier for individuals seeking Long Term Supports and Services both prior to receiving an ADRC grant and currently?

	Prior								Currently							
	Not a barrier		Sometimes a barrier		Often a barrier		No response		Not a barrier		Sometimes a barrier		Often a barrier		No response	
	Freq.	%	Freq.	%	Freq.	%	Freq.	%	Freq.	%	Freq.	%	Freq.	%	Freq.	%
Lack of LTSS-needed services are not offered	49	10.38	238	50.42	157	33.26	28	5.93	68	14.41	284	60.17	91	19.28	29	6.14
Lack of available LTSS slots (i.e., long waiting lists)	53	11.23	149	31.57	240	50.85	30	6.36	72	15.25	183	38.77	190	40.25	28	5.93
Poor service quality	227	48.09	185	39.19	27	5.72	33	6.99	254	53.81	181	38.35	6	1.27	31	6.57
Lack of health insurance	40	8.47	255	54.03	142	30.08	35	7.42	50	10.59	290	61.44	101	21.40	31	6.57
Providers not accepting consumers with Medicaid	93	19.70	256	54.24	89	18.86	34	7.20	90	19.07	264	55.93	86	18.22	32	6.78
Barriers based on consumer disabilities	80	16.95	260	55.08	94	19.92	38	8.05	104	22.03	290	61.44	42	8.90	36	7.63
Language barriers	140	29.66	252	53.39	50	10.59	30	6.36	172	36.44	254	53.81	19	4.03	27	5.72
Cultural barriers	149	31.57	253	53.60	33	6.99	37	7.84	174	36.86	251	53.18	14	2.97	33	6.99
Religious barriers	332	70.34	98	20.76	4	0.85	38	8.05	340	72.03	96	20.34	3	0.64	33	6.99
Sexual orientation barriers	271	57.42	134	28.39	26	5.51	41	8.69	289	61.23	132	27.97	13	2.75	38	8.05
People needing services do not have a permanent address	124	26.27	276	58.47	40	8.47	32	6.78	126	26.69	294	62.29	23	4.87	29	6.14
Consumers lack transportation	8	1.69	128	27.12	307	65.04	29	6.14	14	2.97	187	39.62	245	51.91	26	5.51
Stigma, discrimination and prejudice against older adults	218	46.19	188	39.83	27	5.72	39	8.26	240	50.85	184	38.98	13	2.75	35	7.42
Stigma, discrimination and prejudice against persons with disabilities	141	29.87	235	49.79	63	13.35	33	6.99	171	36.23	249	52.75	24	5.08	28	5.93
Providers have high staff turnover	73	15.47	250	52.97	115	24.36	34	7.20	75	15.89	270	57.20	97	20.55	30	6.36
Providers lack appropriate trained staff	83	17.58	279	59.11	75	15.89	35	7.42	109	23.09	281	59.53	50	10.59	32	6.78
Service provider	147	31.14	235	49.79	56	11.86	34	7.20	171	36.23	248	52.54	22	4.66	31	6.57

13. To what extent is each of the following a barrier for individuals seeking Long Term Supports and Services both prior to receiving an ADRC grant and currently?

	Prior								Currently							
	Not a barrier		Sometimes a barrier		Often a barrier		No response		Not a barrier		Sometimes a barrier		Often a barrier		No response	
	Freq.	%	Freq.	%	Freq.	%	Freq.	%	Freq.	%	Freq.	%	Freq.	%	Freq.	%
hours/locations are hard to access																
Other, please specify*	6	1.27	8	1.69	11	2.33	447	94.70	4	0.85	8	1.69	10	2.12	450	95.34

*Free text responses accompanying this question are available in the appendix with supplemental questions.

13. Please indicate the current availability of the following services within your service area.

	Adequate availability		Available but inadequate to meet the need		Not available		No response	
	Frequency	Percentage	Frequency	Percentage	Frequency	Percentage	Frequency	Percentage
Safe and affordable housing options	60	12.71	377	79.87	19	4.03	16	3.39
Peer support services/groups	183	38.77	247	52.33	16	3.39	26	5.51
HCBS Medicaid Waiver Programs	198	41.95	230	48.73	14	2.97	30	6.36
Caregiver Support (i.e. respite program, support groups, or counseling)	166	35.02	277	58.69	3	0.64	26	5.51
Nutrition Programs	237	50.21	208	44.07	1	0.21	26	5.51
Employment Services	147	31.14	286	60.59	11	2.33	28	5.93
Education services	242	51.27	176	37.29	16	3.39	38	8.05
Opportunities to develop advanced directives	293	62.08	134	28.39	9	1.9	36	7.63
Transportation services	37	7.84	407	86.23	7	1.48	21	4.45
Opportunities for socialization/recreation	224	47.46	217	45.97	3	0.64	28	5.93
Mental health services	76	16.10	368	77.97	7	1.48	21	4.45
Ombudsman services	329	69.70	114	24.15	3	0.64	26	5.51
Health prevention and screening services	218	46.19	221	46.82	6	1.27	27	5.72
Emergency services/crisis intervention	118	25.00	315	66.74	11	2.33	28	5.93
Transition programs (from hospitals, nursing homes etc.)	105	22.25	285	60.38	50	10.59	32	6.78

13. Please indicate the current availability of the following services within your service area.

	Adequate availability		Available but inadequate to meet the need		Not available		No response	
	Frequency	Percentage	Frequency	Percentage	Frequency	Percentage	Frequency	Percentage
Nursing home (institutional) diversion program	153	32.42	265	56.14	23	4.87	31	6.57
Nursing home/residential beds	283	59.96	153	32.42	7	1.48	29	6.14
Income Assistance	62	13.14	350	74.15	30	6.36	30	6.36
Energy assistance	97	20.55	345	73.09	3	0.64	27	5.72
Personal Care services	178	37.71	267	56.57	2	0.42	25	5.30
Medicaid waivers	172	36.44	268	56.78	5	1.06	27	5.72
Independent living services (e.g., skills training, peer support)	154	32.63	270	57.20	17	3.60	31	6.57
Other, please specify*	3	0.64	8	1.69	5	1.06	456	96.61

*Free text responses accompanying this question are available in the appendix with supplemental questions.

13. For these services, to what extent is there provider choice both prior to receiving an ADRC grant and currently?

	Prior								Currently							
	No		Limited		Adequate		No response		No		Limited		Adequate		No response	
	Freq.	%	Freq.	%	Freq.	%	Freq.	%	Freq.	%	Freq.	%	Freq.	%	Freq.	%
Safe and affordable housing options	26	5.51	360	76.27	47	9.96	39	8.26	18	3.81	355	75.21	71	15.04	28	5.93
Peer support services/groups	45	9.53	285	60.38	94	19.92	48	10.17	22	4.66	269	56.99	143	30.30	38	8.05
HCBS Medicaid Waiver Programs	39	8.26	248	52.54	130	27.54	55	11.65	25	5.30	210	44.49	193	40.89	44	9.32
Caregiver Support (i.e. respite program, support groups, or counseling)	31	6.57	287	60.81	105	22.25	49	10.38	5	1.06	268	56.78	164	34.75	35	7.42
Nutrition Programs	34	7.20	212	44.92	179	37.92	47	9.96	26	5.51	216	45.76	193	40.89	37	7.84
Employment Services	30	6.36	287	60.81	102	21.61	53	11.23	23	4.87	297	62.92	110	23.31	42	8.90
Education services	20	4.24	218	46.19	177	37.50	57	12.08	14	2.97	204	43.22	206	43.64	48	10.17
Opportunities to develop advanced directives	27	5.72	220	46.61	170	36.02	55	11.65	11	2.33	150	31.78	266	56.36	45	9.53
Transportation services	45	9.53	357	75.64	28	5.93	42	8.90	33	6.99	372	78.81	36	7.63	31	6.57
Opportunities for socialization/recreation	13	2.75	249	52.75	159	33.69	51	10.81	4	0.85	232	49.15	196	41.53	40	8.47
Mental health services	29	6.14	346	73.31	54	11.44	43	9.11	18	3.81	354	75.00	69	14.62	32	6.78
Ombudsman services	41	8.69	158	33.47	223	47.25	50	10.59	36	7.63	149	31.57	248	52.54	39	8.26
Health prevention and screening services	21	4.45	294	62.29	102	21.61	55	11.65	7	1.48	230	48.73	193	40.89	42	8.90
Emergency services/crisis intervention	42	8.90	316	66.95	65	13.77	49	10.38	28	5.93	331	70.13	76	16.10	37	7.84
Transition programs (from hospitals, nursing homes etc.)	170	36.02	217	45.97	35	7.42	50	10.59	57	12.08	286	60.59	89	18.86	40	8.47
Nursing home (institutional) diversion program	119	25.21	235	49.79	70	14.83	48	10.17	29	6.14	277	58.69	128	27.12	38	8.05
Nursing home/residential beds	14	2.97	178	37.71	229	48.52	51	10.81	6	1.27	162	34.32	259	54.87	45	9.53
Income Assistance	36	7.63	336	71.19	49	10.38	51	10.81	36	7.63	348	73.73	48	10.17	40	8.47
Energy assistance	24	5.08	320	67.80	78	16.53	50	10.59	21	4.45	329	69.70	86	18.22	36	7.63

13. For these services, to what extent is there provider choice both prior to receiving an ADRC grant and currently?

	Prior								Currently							
	No		Limited		Adequate		No response		No		Limited		Adequate		No response	
	Freq.	%	Freq.	%	Freq.	%	Freq.	%	Freq.	%	Freq.	%	Freq.	%	Freq.	%
Personal Care services	13	2.75	284	60.17	131	27.75	44	9.32	6	1.27	252	53.39	178	37.71	36	7.63
Medicaid waivers	31	6.57	273	57.84	122	25.85	46	9.75	17	3.60	256	54.24	165	34.96	34	7.20
Independent living services (e.g., skills training, peer support)	47	9.96	289	61.23	84	17.80	52	11.02	27	5.72	282	59.75	118	25.00	45	9.53
Other, please specify*	5	1.06	9	1.91	2	0.42	456	96.61	6	1.27	9	1.91	3	0.64	454	96.19

*Free text responses accompanying this question are available in the appendix with supplemental questions.

14. How many consumers of each type were served in the most recent 6 month period (October 2012 March 2013)? Note: This question is specific to the consumers who access [LOCAL ADRC] services such as I&R/I&A, benefits or options counseling, information and referral services, services to support transitions from residential or institutional facilities to the community.

	Total Number of Older Adults (60+)	
	Frequency	Percentage
0	0	0.00
>0-100	25	5.30
101-500	58	12.29
501-1000	65	13.77
1001-2500	105	22.25
2501-5000	59	12.50
5001-10,000	39	8.26
>10,000	35	7.42
No response	86	18.22
Total	472	100
Min	15	
Max	58,388	
Mean	3,961	
Median	1,444	
Mode	517	

14. How many consumers of each type were served in the most recent 6 months period (October 2012 March 2013)? This question is specific to the consumers who access [LOCAL ADRC] services such as I&R/I&A, benefits or options counseling, information and referral services, services to support transitions from residential or institutional facilities to the community.

	Consumers Under 60																		
	0		>0-25		26-50		51-100		101-200		>200		No response		Range		Mean	Median	Mode
	#	%	#	%	#	%	#	%	#	%	#	%	#	%	Min	Max			
Individuals with Disabilities																			
Physical Disabilities	5	1.06	72	15.25	30	6.36	34	7.20	34	7.20	68	14.41	229	48.52	0	3,004	248	71	2
Cognitive Impairment	15	3.18	82	17.37	8	1.69	9	1.91	8	1.69	9	1.91	341	72.25	0	1,347	59	9	1
Intellectual Disabilities	17	3.60	69	14.62	4	0.85	6	1.27	3	0.64	4	0.85	369	78.18	0	1,200	49	8	1
Developmental Disabilities	15	3.18	92	19.49	4	0.85	16	3.39	7	1.48	10	2.12	328	69.49	0	1,234	73	8	2
Mental Illness	7	1.48	112	23.73	25	5.30	21	4.45	16	3.39	15	3.18	276	58.47	0	1,166	66	19	1
Multiple Disabilities	8	1.69	80	16.95	25	5.30	11	2.33	14	2.97	29	6.14	305	64.62	0	14,188	236	25	1
Caregivers																			
Informal/family caregiver	7	1.48	45	9.53	24	5.08	28	5.93	27	5.72	31	6.57	310	65.68	0	2,216	163	64	2
Paid Caregiver	13	2.75	27	5.72	9	1.91	6	1.27	3	0.64	3	0.64	411	87.08	0	1,362	75	22	1
Health and Human Services Professional	11	2.33	44	9.32	17	3.60	14	2.97	9	1.91	21	4.45	356	75.42	0	2,265	132	34	2
Special Subpopulations																			
Traumatic Brain Injury (TBI)	16	3.39	85	18.01	6	1.27	3	0.64	0	0.00	0	0.00	362	76.69	0	96	9	3	1
Emergent/Emergency Cases	16	3.39	30	6.36	4	0.85	1	0.21	2	0.42	0	0.00	419	88.77	0	150	19	6	2
Low income	7	1.48	18	3.81	14	2.97	15	3.18	21	4.45	40	8.47	357	75.64	0	5,053	384	135	50
Limited English proficiency	14	2.97	38	8.05	2	0.42	4	0.85	5	1.06	4	0.85	405	85.81	0	1,234	75	9	3
Is the LOCAL ADRC making any special efforts to target a particular population not listed above? If yes, please specify*	0	0.00	11	2.33	0	0.00	3	0.64	1	0.21	7	1.48	450	95.34	2	1,1013	203	40	2

14. How many consumers of each type were served in the most recent 6 months period (October 2012 March 2013)? This question is specific to the consumers who access [LOCAL ADRC] services such as I&R/I&A, benefits or options counseling, information and referral services, services to support transitions from residential or institutional facilities to the community.

	Consumers Under 60																		
	0		>0-25		26-50		51-100		101-200		>200		No response		Range		Mean	Median	Mode
	#	%	#	%	#	%	#	%	#	%	#	%	#	%	Min	Max			
Other, specify*	0	0.00	16	3.39	1	0.21	4	0.85	2	0.42	8	1.69	441	93.43	2	2,119	224	24	2

*Free text responses accompanying this question are available in the appendix with supplemental questions.

14. How many consumers of each type were served in the most recent 6 months period (October 2012 March 2013)? This question is specific to the consumers who access LOCAL AAA services such as I&R/I&A, benefits or options counseling, Information and referral services, services to support transitions from residential or institutional facilities to the community.

	Consumers 60 and over (Currently)																		
	0		>0-25		26-50		51-100		101-200		>200		No response		Range		Mean	Median	Mode
	#	%	#	%	#	%	#	%	#	%	#	%	#	%	Min	Max			
Individuals with Disabilities																			
Physical Disabilities	4	0.85	21	4.45	27	5.72	38	8.05	45	9.53	123	26.06	214	45.34	0	27,567	793	190	0
Cognitive Impairment	9	1.91	62	13.14	22	4.66	24	5.08	15	3.18	38	8.05	302	63.98	0	3,467	155	42	0
Intellectual Disabilities	18	3.81	67	14.19	5	1.06	4	0.85	4	0.85	8	1.69	366	77.54	0	589	41	4	0
Developmental Disabilities	17	3.60	79	16.74	10	2.12	8	1.69	5	1.06	4	0.85	349	73.94	0	3,543	59	6	0
Mental Illness	6	1.27	99	20.97	28	5.93	35	7.42	19	4.03	18	3.81	267	56.57	0	979	70	22	1
Multiple Disabilities	7	1.48	51	10.81	27	5.72	30	6.36	27	5.72	43	9.11	287	60.81	0	7,949	422	65	0
Caregivers																			
Informal/Family Caregiver	5	1.06	28	5.93	22	4.66	29	6.14	29	6.14	90	19.07	269	56.99	0	9,678	428	152	0, 200
Paid Caregiver	11	2.33	29	6.14	6	1.27	10	2.12	5	1.06	10	2.12	401	84.96	0	5,311	199	20	0
Health and Human Services Professional	11	2.33	36	7.63	20	4.24	15	3.18	17	3.60	43	9.11	330	69.92	0	9,293	340	65.50	0
Special Subpopulations																			

14. How many consumers of each type were served in the most recent 6 months period (October 2012 March 2013)? This question is specific to the consumers who access LOCAL AAA services such as I&R/I&A, benefits or options counseling, Information and referral services, services to support transitions from residential or institutional facilities to the community.

Consumers 60 and over (Currently)

	0		>0-25		26-50		51-100		101-200		>200		No response		Range		Mean	Median	Mode
	#	%	#	%	#	%	#	%	#	%	#	%	#	%	Min	Max			
Traumatic Brain Injury (TBI)	17	3.60	81	17.16	6	1.27	2	0.42	1	0.21	0	0.00	365	77.33	0	125	8	2	1
Emergent/ Emergency Cases	16	3.39	29	6.14	11	2.33	4	0.85	3	0.64	4	0.85	405	85.81	0	1,226	52	10	0
Low income	7	1.48	6	1.27	9	1.91	10	2.12	19	4.03	94	19.92	327	69.28	0	9,896	936	342	0
Limited English proficiency	8	1.69	44	9.32	9	1.91	4	0.85	3	0.64	14	2.97	390	82.63	0	3,148	179	10	0
Is the LOCAL ADRC making any special efforts to target a particular population not listed above? If yes, please specify*	0	0.00	6	1.27	2	0.42	3	0.64	5	1.06	7	1.48	449	95.13	2	3,141	402	101	2
Other, please specify*	0	0.00	3	0.64	1	0.21	1	0.21	3	0.64	5	1.06	459	97.25	6	1,250	235	140	8

*Free text responses accompanying this question are available in the appendix with supplemental questions.

14a. Since the start of the ADRC grant, the number of clients under 60 served by [LOCAL ADRC] has :

	Frequency	Percentage
Significantly increased	305	64.62
Significantly decreased	2	0.42
Stayed the same	128	27.12
No response	37	7.84
Total	472	100

15a. Since the start of the ADRC grant, the number of consumers 60 and over served by [LOCAL ADRC] has :

	Frequency	Percentage
Significantly increased	286	60.59
Significantly decreased	4	0.85
Stayed the same	145	30.72
No response	37	7.84
Total	472	100

16a. Since the start of the ADRC grant, the number of consumers with physical disabilities served by [LOCAL ADRC] has:

	Frequency	Percentage
Significantly increased	289	61.23
Significantly decreased	0	0.00
Stayed the same	137	29.03
No response	46	9.75
Total	472	100

17a. Since the start of the ADRC grant, the number of consumers with mental/emotional disabilities served by [LOCAL ADRC] has:

	Frequency	Percentage
Significantly increased	246	52.12
Significantly decreased	1	0.21
Stayed the same	179	37.92
No response	46	9.75
Total	472	100

18a. Since the start of the ADRC grant, the number of consumers with multiple disabilities served by [LOCAL ADRC] has:

	Frequency	Percentage
Significantly increased	276	58.47
Significantly decreased	2	0.42
Stayed the same	145	30.72
No response	49	10.38
Total	472	100

19a. Since the start of the ADRC grant, the number of caregivers served by [LOCAL ADRC] has:

	Frequency	Percentage
Significantly increased	275	58.26
Significantly decreased	5	1.06
Stayed the same	143	30.30
No response	49	10.38
Total	472	100

Section C. Service Provision

20. How frequently do consumers ask about the following?										
	Frequently		Sometimes		Infrequently		Never		No Response	
	Freq.	%	Freq.	%	Freq.	%	Freq.	%	Freq.	%
Advanced directives	62	13.14	204	43.22	141	29.87	17	3.60	48	10.17
Advocacy	187	39.62	164	34.75	68	14.41	7	1.48	46	9.75
Caregiver support	315	66.74	97	20.55	10	2.12	3	0.64	47	9.96
Respite services	290	61.44	118	25.00	17	3.60	1	0.21	46	9.75
Chronic health conditions	173	36.65	196	41.53	48	10.17	8	1.69	47	9.96
Education	36	7.63	152	32.20	203	43.01	35	7.42	46	9.75
Employment	73	15.47	174	36.86	159	33.69	18	3.81	48	10.17
Energy assistance	313	66.31	93	19.70	16	3.39	2	0.42	48	10.17
Home modification	207	43.86	190	40.25	26	5.51	1	0.21	48	10.17
Affordable housing	329	69.70	80	16.95	12	2.54	2	0.42	49	10.38
Income Assistance	325	68.86	77	16.31	16	3.39	4	0.85	50	10.59
Medicaid eligibility and services	375	79.45	43	9.11	5	1.06	0	0.00	49	10.38
Medicare eligibility and services	350	74.15	60	12.71	12	2.54	0	0.00	50	10.59
Mental/behavioral health services	106	22.46	240	50.85	74	15.68	5	1.06	47	9.96
Nutrition services	289	61.23	108	22.88	25	5.30	4	0.85	46	9.75
Ombudsman/abuse or neglect issues	121	25.64	226	47.88	76	16.10	2	0.42	47	9.96
Independent living services	187	39.62	179	37.92	52	11.02	4	0.85	50	10.59
Personal care/attendant care services	335	70.97	77	16.31	11	2.33	0	0.00	49	10.38
Preventative health services	36	7.63	249	52.75	129	27.33	12	2.54	46	9.75
Recreation opportunities	55	11.65	167	35.38	174	36.86	19	4.03	57	12.08
Services for emergent care/crisis intervention	100	21.19	203	43.01	109	23.09	7	1.48	53	11.23
Support groups	76	16.10	251	53.18	91	19.28	6	1.27	48	10.17
Transition services	111	23.52	225	47.67	79	16.74	5	1.06	52	11.02
Transportation	388	82.20	29	6.14	6	1.27	0	0.00	49	10.38
Other, specify*	40	8.47	14	2.97	2	0.42	24	5.08	392	83.05

*Free text responses accompanying this question are available in the appendix with supplemental questions.

21. Does local ADRC engage in advocacy for older adults?		
	Frequency	Percentage
Yes	449	95.13
No	10	2.12
No Response	13	2.75
Total	472	100

22. Do local ADRC engage in advocacy activities for persons with disabilities?		
	Frequency	Percentage
Yes	435	92.16
No	24	5.08
No Response	13	2.75
Total	573	100

23a. Is diversion from nursing homes or other institutional residential facilities an outcome sought to be achieved?		
	Frequency	Percentage
Yes	427	90.47
No	27	5.72
No Response	18	3.81
Total	472	100

23b. How is [Local ADRC] measuring and tracking this?		
	Frequency	Percentage
Staff track using standard electronic system	212	44.92
Staff track using hardcopy/paper system	35	7.42
An external group (e.g., an evaluator, auditor) tracks using a standard system	31	6.57
Staff track using an informal system	75	15.89
No Response	119	25.21
Other, please specify*	0	0.00
Total	472	100

*Free text responses accompanying this question are available in the appendix with supplemental questions.

24. Does your organization provide transition services to consumers discharged from an acute care setting?

	Frequency	Percentage
Yes	176	37.29
No	270	57.20
No Response	26	5.51
Total	472	100

25. [Local ADRC] Clients provided Care Coordination/Transition Assistance																			
	0		>0-100		101-200		201-300		301-400		>400		No Response		Range		Mean	Median	Mode
	#	%	#	%	#	%	#	%	#	%	#	%	#	%	Min	Max			
Number of individuals assisted with transition from hospital ONLY through formal care transition programs (evidence-based CT intervention or innovative model)	4	0.85	72	15.25	16	3.39	8	1.69	6	1.27	14	2.97	352	74.58	0	2908	221.91	57.5	8,9
Number of participants carried over from last 6 months (October 2012-March 2013) period (started program within last 6 months and continued with the intervention)	8	1.69	58	12.29	7	1.48	0	0.00	1	0.21	3	0.64	395	83.69	0	551	61.62	23	4,12
Number of participants whose cases were closed during last 6 months (October 2012-March 2013) (i.e., participants whose transition services were ended either because of a readmission or new admission to a care facility or because the transition period ended)	3	0.64	72	15.25	10	2.12	4	0.85	3	0.64	9	1.91	371	78.60	0	3214	158.23	25	1
Number of participants that readmitted within 30 days of discharge	6	1.27	76	16.10	4	0.85	1	0.21	0	0.00	1	0.21	384	81.36	0	640	28.74	3.5	2
Number of participants that re-admitted within 30 days and re-entered the care transition program	10	2.12	29	6.14	1	0.21	0	0.00	0	0.00	2	4.76	430	91.10	0	640	45.97	2	1

26. What is the number of the individuals who were assisted with transition from hospital through formal care transitions intervention program this local ADRC program service area in the past 6 months (October 2012 March 2013) by participating hospital?

	0		>0-200		201-400		401-600		601-800		No Response		Range		Mean	Median	Mode
	#	%	#	%	#	%	#	%	#	%	#	%	Min	Max			
No. of Individuals for Hospital 1	3	0.64	85	18.01	3	0.64	6	1.27	1	0.21	374	79.24	0	748	73.97	27	2
No. of Individuals for Hospital 2	3	0.64	52	11.02	4	0.85	1	0.21	1	0.21	411	87.08	0	640	63.97	16	2
No. of Individuals for Hospital 3	3	0.64	24	5.08	2	0.42	1	0.21	1	0.21	441	93.43	0	630	85.21	20	3,5

27. What is the number of the individuals who were assisted with transition from hospital through formal care transitions intervention on across all participating hospitals in this local ADRC program service area this reporting period by age group?

	0		>0-250		251-500		501-750		751-1000		>1000		No Response		Range		Mean	Median	Mode
	#	%	#	%	#	%	#	%	#	%	#	%	#	%	Min	Max			
Aged 60 and Over	4	0.85	89	18.86	7	1.48	2	0.42	2	0.42	4	0.85	364	77.12	0	2583	160.06	38	3,8

Under Age 60	6	1.27	47	9.96	3	0.64	0	0.00	0	0.00	0	0.00	416	88.14	0	305	43.46	19	1
Age unknown	7	1.48	10	2.12	1	0.21	0	0.00	1	0.21	0	0.00	453	95.97	0	851	141.58	45	9

28. What is the number of the individuals who were assisted with transition from the hospital through formal care transitions intervention program across all participating hospitals in this local ADRC program service area in the past 6 months (October 2012 March 2013) by health insurance group?

	0		>0-100		101-200		201-300		301-400		>400		No Response		Range		Mean	Median	Mode
	#	%	#	%	#	%	#	%	#	%	#	%	#	%	Min	Max			
Medicare	4	0.85	58	12.29	10	2.12	4	0.85	2	0.42	9	1.91	385	81.57	0	2908	191.37	37	9
Medicaid	5	1.06	28	5.93	1	0.21	0	0.00	0	0.00	1	0.21	437	92.58	0	418	28.53	9	2
Dual-Eligible	4	0.85	38	8.05	3	0.64	1	0.21	0	0.00	0	0.00	426	90.25	0	240	26.36	6	1
No- insurance	6	1.27	11	2.33	1	0.21	0	0.00	0	0.00	0	0.00	454	96.19	0	114	16	5	1,2,4
Private insurance	5	1.06	14	2.97	0	0.00	0	0.00	0	0.00	0	0.00	453	95.97	0	35	7.71	5	2,3,4
Veterans Administration on Services	5	1.06	7	1.48	0	0.00	0	0.00	0	0.00	0	0.00	460	97.46	0	10	2.86	2	1
Other unknown	4	0.85	7	1.48	0	0.00	2	0.42	0	0.00	0	0.00	459	97.25	0	269	58.33	4	1,2

29. What is the number of the individuals who were assisted with transitioning from hospital through formal care transition intervention program across all participating hospitals in this local ADRC program service area in last 6 months (October 2012 March 2013) who were referred to one or more health/prevention programs?																			
	0		>0-25		26-50		51-75		76-100		>100		No response		Range		Mean	Median	Mode
	#	%	#	%	#	%	#	%	#	%	#	%	#	%	Min	Max			
Chronic Disease Self-Management Program	5	1.06	26	5.51	5	1.06	0	0.00	1	0.21	1	0.21	434	91.95	0	170	18.42	6	1
Diabetes Self-Management Program	5	1.06	15	3.18	0	0.00	1	0.21	0	0.00	0	0.00	451	95.55	0	70	10.06	4	1,3
Exercise Program	6	1.27	12	2.54	0	0.00	0	0.00	1	0.21	0	0.00	453	95.97	0	90	10.92	2	6
Mental Health and Substance Misuse	4	0.85	24	5.08	1	0.21	0	0.00	0	0.00	0	0.00	443	93.86	0	50	7.92	4	1
Falls Management and Prevention	6	1.27	16	3.39	2	0.42	1	0.21	1	0.21	2	0.42	444	94.07	0	608	51.00	10	5, 10
Alzheimer's program	5	1.06	18	3.81	1	0.21	0	0.00	0	0.00	2	0.42	446	94.49	0	166	19.05	3	1,2
Medication Management	4	0.85	28	5.93	3	0.64	3	0.64	3	0.64	0	0.00	431	91.31	0	1273	71.76	10	1,2
Home injury/ Risk Screenings	5	1.06	13	2.75	1	0.21	0	0.00	0	0.00	1	0.21	452	95.76	0	608	47.00	2	1
Other	3	0.64	10	2.12	2	0.42	0	0.00	1	0.21	3	0.64	453	95.97	0	438	69.75	12	2

30a. What is the number of individuals who were assisted with transitioning from hospital through formal care transitions intervention program across all participating hospitals in this local ADRC program service area in last 6 months (October 2012 March 2013) that were referred to one or more of the following long term services and supports?																			
	0		>0-25		26-50		51-75		76-100		>100		No response		Range		Mean	Median	Mode
	#	%	#	%	#	%	#	%	#	%	#	%	#	%	Min	Max			
Additional Options Counseling	14	2.97	39	8.26	7	1.48	1	0.21	3	0.64	3	0.64	405	85.81	0	1018	45.87	10	2
Home Delivered meals	13	2.75	55	11.65	12	2.51	1	0.21	1	0.21	6	1.27	384	81.36	0	300	26.93	7	2
Nutrition services or nutrition counseling	14	2.97	29	6.14	2	0.42	2	0.42	0	0.00	3	0.64	422	89.41	0	637	37.42	6	1
Care giver support	13	2.75	51	10.81	3	0.64	0	0.00	1	0.21	3	0.64	401	84.96	0	382	25.60	7	7
Personal care/homemaker/chore maker services	13	2.75	53	11.23	12	2.54	2	0.42	1	0.21	6	1.27	385	81.57	0	881	48.07	9	1
Transportation	14	2.97	50	10.59	8	1.69	2	0.42	1	0.21	3	0.64	394	83.47	0	255	23.89	5	1

31a. Do you have a marketing plan?		
	Frequency	Percentage
Yes, our marketing plan is operational	247	52.33
Yes, we have a plan but it is not operational yet	57	12.08
No, we don't have a plan at this time	121	25.64
No Response	47	9.96
Total	472	100

31b. Does [Local ADRC] utilize a standard operating procedure to assess consumer need?		
	Frequency	Percentage
Always	314	66.53
Sometimes	96	20.34
Never	19	4.03
No Response	43	9.11
Total	472	100

32. Is the consumer assessment tool and/or basic consumer needs assessment process common across partner organization?		
	Frequency	Percentage
Yes, common across all partners	109	23.09
Yes, common across some partners	118	25.00
No, each partner organization uses their own assessment tool/process	207	43.86
No Response	38	8.05
Total	472	100

33. Does your organization/network provide "Options Counseling" or other one on one counseling designed to support consumers' ability to make informed decisions about their long term care?		
	Frequency	Percentage
Yes	361*	76.48*
No	89	18.86
No Response	22*	4.66*
Total	472	100

*Only those who responded "Yes" to Question 33 should have been directed to Questions 34 and 35. However, the figures in Questions 34 and 35 indicate that the skip pattern did not work as intended. Therefore, Question 33 responses for "Yes" and "No Response" categories were updated based on the extra information available from Questions 34 and 35.

34. Referrals to Public and Private Services this Reporting Period

	0		>0-1000		1001-2000		2001-3000		3001-4000		>4000		No response		Range		Mean	Median	Mode
	#	%	#	%	#	%	#	%	#	%	#	%	#	%	Min	Max			
What is the number of Local ADRC clients referred to or given an application for a public program, including Older Americans Act; Medicare; Medicaid; Food Stamps; TANF; Social Security (SSI or SSDI); LI-HEAP; VDHCBS; Other State-funded and county-funded programs for Medicaid; Other?	3	0.64	163	34.53	41	8.69	29	6.14	11	2.33	27	5.72	198	41.95	0	30864	1788.03	719	500
What is the number of Local ADRC clients referred to some other type of service (non-public services, resources or program)?	7	1.48	190	40.25	31	6.57	12	2.54	3	0.64	13	2.75	216	45.76	0	15968	954.51	246	10
What is the number of Local ADRC clients that were not referred to any type of service?	22	4.66	130	27.54	14	2.97	6	1.27	2	0.42	2	0.42	295	62.50	0	5470	498.21	93	7
What is the number of Local ADRC Unknown clients (remainder of all clients)?	23	4.87	93	19.70	13	2.75	3	0.64	5	1.06	5	1.06	330	69.92	0	13207	781.40	154	2,20
Total	3	0.64	86	18.22	46	9.75	28	5.93	17	3.60	54	11.44	238	50.42	0	47187	3244.51	1639	365

35. Clients provided Options Counseling by age during this Reporting period.

Clients provided Options counseling By Age	0		>0-1000		1001-2000		2001-3000		3001-4000		>4000		No Response		Range		Mean	Median	Mode
	#	%	#	%	#	%	#	%	#	%	#	%	#	%	Min	Max			
Clients Aged 60 and Over	3	0.64	189	40.04	22	4.66	5	1.06	6	1.27	16	3.39	231	48.94	0	74000	1267.85	170	7
Clients Under Aged 60	4	0.85	202	42.80	9	1.91	1	0.21	2	0.42	2	0.42	252	53.39	0	8234	297.17	58	2
Clients Age Unknown	14	2.97	122	25.85	10	2.12	4	0.85	4	0.85	7	1.48	311	65.89	0	10192	685.56	69	1
Total	3	0.64	184	38.98	24	5.08	13	2.75	8	1.69	27	5.72	213	45.13	0	140633	2037.47	266	37

35. Clients provided Options Counseling by method during this Reporting period.

Clients provided Options counseling By Method	0		>0-1000		1001-2000		2001-3000		3001-4000		>4000		No Response		Range		Mean	Median	Mode
	#	%	#	%	#	%	#	%	#	%	#	%	#	%	Min	Max			
In Person	6	1.27	185	39.19	11	2.33	6	1.27	3	0.64	2	0.42	259	54.87	0	12521	437.91	85	3
By Phone	5	1.06	158	33.47	17	3.60	4	0.85	10	2.12	15	3.18	263	55.72	0	48935	1125.75	133	12
Electronic Communication (e.g., email or website chat)	24	5.08	85	18.01	3	0.64	0	0.00	1	0.21	1	0.21	358	75.85	0	9650	241	19	1,3,5
Total	3	0.64	157	33.26	19	4.03	9	1.91	11	2.33	17	3.60	256	54.24	0	71106	1423.34	230	37

35. Clients provided Options Counseling by setting during this Reporting period.

Clients provided Options counseling By Setting	0		>0-1000		1001-2000		2001-3000		3001-4000		>4000		No Response		Range		Mean	Median	Mode
	#	%	#	%	#	%	#	%	#	%	#	%	#	%	Min	Max			
Local ADRC	7	1.48	135	28.60	15	3.18	7	1.48	7	1.48	7	1.48	294	62.29	0	9480	725.32	137	25
Hospital	18	3.81	56	11.86	1	0.21	-	-	-	-	-	-	397	84.11	0	1021	96.28	18	1
Nursing facility/Institution	11	2.33	105	22.25	3	0.64	2	0.42	-	-	-	-	351	74.36	0	2980	153.91	19	1
At the client's community residence	8	1.69	131	27.75	5	1.06	2	0.42	-	-	1	0.21	325	68.86	0	6019	241.83	50	10
Other	14	2.97	58	12.29	3	0.64	2	0.42	0	0.00	2	0.42	393	83.26	0	9565	449.23	20	3,4
Total	4	0.85	151	31.99	20	4.24	11	2.33	6	1.27	11	2.33	269	56.99	1	55316	1135.75	196	12,37

35. Clients provided Options Counseling during this Reporting period.

Client Feedback about Options Counseling	0		>0-200		201-400		401-600		601-800		800-1000		>1000		No Response		Range		Mean	Median	Mode
	#	%	#	%	#	%	#	%	#	%	#	%	#	%	#	%	Min	Max			
What is the number of Clients who	13	2.75	82	17.37	9	1.91	7	1.48	1	0.21	1	0.21	6	1.27	353	74.79	0	7648	295.76	49	7,49

report that options counseling enabled them to make well informed decisions about their LTSS?																						
What is the number of insert id clients surveyed this reporting period?	28	5.93	85	18.01	12	2.54	7	1.48	5	1.06	3	0.64	4	0.85	328	69.49	0	12750	318.91	65	5,13	

36. Does local ADRC or network have a standardized tool or process to provide options counseling?		
	Frequency	Percentage
Yes	276	58.47
No	90	19.07
Not applicable	54	11.44
Don't know	10	2.12
No Response	42	8.90
Total	472	100

37. Average monthly Public LTSS Program Enrollment in WHOLE [Local ADRC] SERVICE AREA:
 This set of questions is asking about all current enrollment levels in these programs in the Local ADRC service area.

	0		>0-1000		1001-2000		2001-3000		3001-4000		>4000		No Response		Range		Mean	Median	Mode
	#	%	#	%	#	%	#	%	#	%	#	%	#	%	Min	Max			
What is the average number of individuals enrolled in Medicaid HCBS Waivers in Local ADRC Service area each month?	11	2.33	178	37.71	15	3.18	9	1.91	7	1.48	11	2.33	241	51.06	0	26655	972.80	215	15
What is the average number of individuals enrolled in Medicaid residing in institutions in Local ADRC Service area each month?	15	3.18	100	21.19	10	2.12	7	1.48	5	1.06	5	1.06	330	69.92	0	11748	912.44	343	5
What is the average number of individuals enrolled in other public LTSS programs in Local ADRC Service area each month? Please list LTSS programs and HCBS waivers (e.g., aged and disabled, MR/DD) that individuals are enrolled in	10	2.12	117	24.79	16	3.39	10	2.12	2	0.42	84	17.80	233	49.36	0	10411	849.02	269	20

38. Total new Enrollment among [Local ADRC] Clients Only in Public LTSS programs:																					
This set of questions is asking about the absolute number of Local ADRC clients who were newly enrolled into these programs during the last six months.																					
	0		>0-200		201-400		401-600		601-800		801-1000		>1000		No Response		Range		Mean	Median	Mode
	#	%	#	%	#	%	#	%	#	%	#	%	#	%	#	%	Min	Max			
What is the number of Local ADRC Clients who are newly enrolled into a Medicaid HCBS Waiver this reporting period (including individuals enrolled by Local ADRC staff and individuals referred for assessment/application by Local ADRC staff)?	11	2.33	138	29.24	20	4.24	6	1.27	3	0.64	4	0.85	5	1.06	285	60.38	0	2930	169.70	62	23
What is the number of Local ADRC Clients who are newly enrolled into Medicaid institutional services this reporting period (including individuals enrolled by Local ADRC staff and individuals referred for assessment/application by Local ADRC staff)?	16	3.39	58	12.29	7	1.48	5	1.06	0	0.00	3	0.64	8	1.69	375	79.45	0	5096	373.80	49	1,5
What is the average number of individuals enrolled in other public LTSS programs in Local ADRC service area each month? Please list LTSS programs and HCBS waivers (e.g., aged and disabled, MR/DD) that individuals are enrolled in.	14	2.97	74	15.68	13	2.75	5	1.06	0	0.00	1	0.21	15	3.18	350	74.15	0	3988	369.92	75.5	2

39. For data collected on consumers, is staff required to follow the Alliance of Information and Referral Systems (AIR) standards?

	Frequency	Percentage
Yes, with all consumers	208	44.07
Yes, with specific groups of consumers- Please specify	0	0.00
Never	129	27.33
No Response	135	28.60
Total	472	100

40. Does [Local ADRC] have a database /MIS that does any of the following? (Select all that apply)

	Frequency	Percentage*
Track consumer requests for information and referrals	357	75.64
Track referrals made to consumers	295	62.50
Maintain records on individual consumers	369	78.18
Maintain a list of services/service providers	344	72.88
Links to other databases (e.g., Medicaid waiver tracking systems, Money Follows the Person tracking system). If yes, specify.	68	14.41
Other, specify**	54	11.44

*Percentages do not add up to 100% as respondents could select more than one option.

**Free text responses accompanying this question are available in the appendix with supplemental questions.

41. Do operational partners have access to data they need for their operations such as data about your consumers/services? If yes, for what purposes? (review client information, input client demographic information, input referrals, input service utilization information, review client service utilization , obtain summary reports on clients and/or services)

	Frequency	Percentage
Yes	107	22.67
No, but there are plans to develop that capacity	135	28.60
No, and there are no current plans to do this	182	38.56
No response	48	10.17
Total	472	100

42. Do service providers have access to data about our consumers? If yes, for what purposes (review client information, input client demographic information, input referrals, input service utilization information, review client service utilization , obtain summary reports on clients and/or services)

	Frequency	Percentage
Yes	114	24.15
No, but there are plans to develop that capacity	111	23.52
No, and there are no current plans to do this	214	45.34
No Response	33	6.99
Total	472	100

42a. Do staff follow up with consumers after their initial contact with your organization?

	Frequency	Percentage
Always	424*	89.83*
Sometimes – Under what Circumstances	0	0
Never	1	0.21
No Response	48*	10.17*
Total	472	100

*These numbers are updated based on extra information available from the questions 42b, 42c and 42d.

42b. How many times does staff follow up with consumers after their initial contact with your organization?

	Frequency	Percentage
Once	113	23.94
Multiple times	305	64.62
No Response	54	11.44
Total	472	100

42c. What is the approximate timing of the first follow up with consumers after their initial contact with your organization?

	Frequency	Percentage
One to two weeks after service	337	71.60
Three weeks after service	31	6.57
One to two months after service	32	6.78
Three to five months after service	6	1.27
Six months after service	4	0.85
One year or longer after service	1	0.21
No Response	61	12.92
Total	472	100

42d. What is the approximate timing of the last follow up with consumers after their initial contact with your organization?

	Frequency	Percentage
One week after the service	79	16.74
Two weeks after the service	67	14.19
Three weeks after service	35	7.42

42d. What is the approximate timing of the last follow up with consumers after their initial contact with your organization?

	Frequency	Percentage
One to two months after service	121	25.64
Three to five months after service	27	5.72
Six months after service	33	6.99
One year or longer after service	34	7.20
No Response	76	16.10
Total	472	100

43. When consumers are referred to other agencies or organizations, are those providers contacted as a part of the follow up procedure?

	Frequency	Percentage
Always	53	11.23
Sometimes – Under what circumstances	0	0.00
Never	58	12.29
No Response	361	76.48
Total	472	100

44. Approximately what percentage of consumers who are referred to other organizations receive a “warm transfer” (e.g., Simultaneous transfer of a telephone call and its associated data from one agent to another agent or supervisor)? ____ %

	Frequency	Percentage
0%	3	0.64
>0-20%	130	27.54
21-40%	38	8.05
41-60%	34	7.20
61-80%%	24	5.08
81-100%	46	9.75
No response	197	41.74
Total	472	100
Min (%)	0	
Max (%)	100	
Mean (%)	37.58	
Median (%)	25.00	
Mode (%)	10.00	

45. Does your organization routinely collect quantitative performance data about its services and consumers?

	Frequency	Percentage
Yes	365*	77.33*
No	74	15.68
No Response	33*	6.99*
Total	472	100

*These numbers are updated based on the extra information available from question 46.

46. Indicate any of the ways that your organization uses performance data. (Check all that apply)		
	Frequency	Percentage*
To justify funding requests	289	61.23
To improve consumer service	352	74.58
To administer service provider contracts	207	43.86
To provide information on stakeholders (governing board, advocacy organizations, local government, etc.)	338	71.61
For program planning	331	70.13
Do not use performance data	5	1.06

*Percentages do not add up to 100% as respondents could select more than one option.

48. When a client contacts the ADRC about LTSS, do ADRC staff administer a screening questionnaire to make a preliminary determination of eligibility and need for public funded LTSS?		
	Frequency	Percentage
Yes	360*	76.27*
No	81	17.16
Other, specify**	0	0.00
No Response	31*	6.57*
Total	472	100

*These numbers were updated using the extra information available from Questions 49a and 49b. See note under Question 33 for more information about how numbers were updated in a table when skip patterns did not work as intended.

**Free text responses accompanying this question are available in the appendix with supplemental questions.

49a. If yes, to which of the following populations is the eligibility screening instrument administered?		
	Frequency	Percentage*
Aged 65 and older	337	71.40
Physical Disability	317	67.16
Intellectual Disability/Development Disability	228	48.31
Brain Injury	231	48.94
HIV/AIDS	171	36.23
Medical fragile	255	54.03
Autism	153	32.42
Mental Illness	209	44.28
Other, specify**	66	13.98

*Percentages do not add up to 100% as respondents could select more than one option.

**Free text responses accompanying this question are available in the appendix with supplemental questions.

49b. What kind of information is collected?		
	Frequency	Percentage*
Demographic information (i.e., age, gender, ethnicity, marital status)	403	85.38
Living Arrangements	379	80.30
Caregivers	367	77.75
Health Status	360	76.27
Activities of Daily living (ADL)	332	70.34

Instrumental Activities of Daily Living (ADL)	311	65.89
Cognitive functions	302	63.98
Troublesome Behaviors	242	51.27
LTSS currently received	346	73.31
Income	374	79.24
Assets	294	62.29
Other, specify**	47	9.96

*Percentages do not add up to 100% as respondents could select more than one option.

**Free text responses accompanying this question are available in the appendix with supplemental questions.

50. How do clients in your state/site complete and file applications for financial eligibility for Medicaid or publicly funded LTSS? Check all that apply.

	Frequency	Percentage*
Applications are accessed on-line, printed, completed by hand, and returned to state or county office.	283	59.96
Applications are accessed on-line, completed on-line, printed, and returned to state or county office.	214	45.34
Applications are accessed online, completed on-line, and submitted to the state or county electronically.	234	49.58
Paper copy applications are obtained at various locations including [insert locations], completed by hand, and returned either in person or by mail to a state or county office	296	62.71
Other, specify**	36	7.63

*Percentages do not add up to 100% as respondents could select more than one option.

**Free text responses accompanying this question are available in the appendix with supplemental questions.

51. In what ways does ADRC staff assist clients with financial eligibility applications for Medicaid LTSS Programs? Check all that apply.

	Frequency	Percentage*
We do not assist clients with financial eligibility applications	34	7.20
Advise the client where s/he can obtain an application	334	70.76
Assist the client in completing the application	323	68.43
Assist the client in collecting the required financial documentation	257	54.45
Check on the status of the client's application	264	55.93
Notify the client when the application has been approved/disapproved	106	22.46
Manage appeals by clients whose applications were not approved	91	19.28
Other, specify**	26	5.51

*Percentages do not add up to 100% as respondents could select more than one option.

**Free text responses accompanying this question are available in the appendix with supplemental questions.

52. In what ways does ADRC staff assist clients with financial eligibility applications for publicly funded LTSS other than Medicaid LTSS?

	Frequency	Percentage*
We do not assist clients with financial eligibility applications	48	10.17
Advise the client where s/he can obtain an application	340	72.03
Assist the client in completing the application	308	65.25
Assist the client in collecting the required financial documentation	234	49.58
Check on the status of the client's application	215	45.55
Notify the client when the application has been approved/disapproved	93	19.70
Manage appeals by clients whose applications were not approved	80	16.95
Other, specify**	17	3.60

*Percentages do not add up to 100% as respondents could select more than one option.

**Free text responses accompanying this question are available in the appendix with supplemental questions.

53. Does your state/site permit presumptive financial eligibility in order to expedite the provision of LTSS to clients while their financial eligibility applications are being processed?

	Frequency	Percentage
Yes	133	28.18
No	262	55.51
In Progress	18	3.81
No Response	59	12.50
Total	472	100

Eligibility Screening Module: Functional Assessment

54. Does your state/site use a universal, comprehensive assessment instrument for functional (level of care) eligibility determinations for LTSS?

	Frequency	Percentage
Yes	352*	74.58*
No	81	17.16
No, but in development	37	7.84
No Response	2*	0.42*
Total	472	100

*These numbers are updated based on extra information available from the questions 55a, 55b, 55c and 55d. See note under Question 33 for more information about how numbers were updated in a table when skip patterns did not work as intended.

55a. If yes, what best describes the kind of instrument your state/site is using? Check one.

	Frequency	Percentage
A custom – designed instrument developed by state staff	207	43.86
A custom- designed instrument developed by a vendor specifically for our state	64	13.56
An instrument developed by a vendor that is also used by other states	23	4.87
Other, specify*	0	0.00
No Response	178	37.71
Total	472	100

*Free text responses accompanying this question are available in the appendix with supplemental questions.

55b. What best describes the process for how the assessor completes the instrument? (Check all that apply)

	Frequency	Percentage*
The assessor completes a paper form while interviewing the client; there is no electronic data entry.	56	11.86
The assessor completes a paper form while interviewing the client and later inputs the data on an electronic form at the office	222	47.03
The assessor completes an electronic form while interviewing the client, which is later downloaded into electronic database.	147	31.14
The assessor completes a web-based form while interviewing the client and the client’s data is entered “real time” into an electronic database.	74	15.68

*Percentages do not add up to 100% as respondents could select more than one option.

55c. Do you work with consumers to develop a care plan?

	Frequency	Percentage
Yes, with all consumers	106	22.46
Yes, under certain circumstances (Please specify_____)	0	0.00
No, that is not part of this service	148	31.36
No Response	218	46.19
Total	472	100

55d. For which of the following populations is the functional assessment used? Check all that apply.		
	Frequency	Percentage*
Aged 65 and older	342	72.46
Physical disability	316	66.95
ID/DD	174	36.86
Brain Injury	199	42.16
HIV/AIDS	142	30.08
Medically fragile	209	44.28
Autism	125	26.48
Mental Illness	157	33.26
Other, specify**	44	9.32

*Percentages do not add up to 100% as respondents could select more than one option.

**Free text responses accompanying this question are available in the appendix with supplemental questions.

56a. Is your organization involved in planning for your state s Exchange?		
	Frequency	Percentage
Yes	78	16.53
No	257	54.45
Not sure	98	20.76
No Response	39	8.26
Total	472	100

56b. Is your state/site examining ways to align functional eligibility determination for publicly funded LTSS with Medicaid financial eligibility determination carried out through the Exchange website?

	Frequency	Percentage
Yes	30	6.36
No	30	6.36
Not sure	82	17.37
No Response	330	69.92
Total	472	100

57. Are any of your organization's functions reimbursed under Federal financial participation (FFP) or Federal medical assistance percentage (FMAP)? If so please specify the functions.

	Frequency	Percentage
No, none of our functions* are reimbursed under FFP or FMAP	285	60.38
Yes, the following functions* are reimbursed under FFP.	44	9.32
Yes, the following functions* are reimbursed under FMAP	67	14.19

Section D. Organization Characteristics

58. For the current Fiscal Year (2013), what is the approximate amount of funding from each of the following sources? (In \$ amounts)		
	Received Funding in Prior Fiscal Years	
	Frequency	Percentage*
Administration on Aging Title IV ADRC Grant	175	37.08
Administration of Aging Title II Grant	29	6.14
CMS Real Choice Systems Change Grants	12	2.54
CMS Person-Centered Hospital Discharge Planning Grant	21	4.45
Patient protection and Affordable Care Act Grant	13	2.75
Veteran's Administration	36	7.63
Money Follows the Person Demonstration	100	21.19
State Transformation Grant	5	1.06
Alzheimer's Disease Demonstration Grant	36	7.63
Evidence-Based Disease Prevention Grant	90	19.07
Program of All-Inclusive Care for the Elderly (PACE)	5	1.06
Medicare Improvements for Patients and Providers Act (MIPPA)	112	23.73
Respite Care Act funds	23	4.87
Rehabilitation Services Administration (RSA)	17	3.60
Substance Abuse and Mental Health Services Administration (SAMHSA) – Mental Health Transformation Grant	4	0.85
Agency for Health Care Research and Policy – Chronic Disease Self- Management Grant	33	6.99
Administration for Children and Families, Office of Community Services – Low Income Home Energy Assistance Program (LIHEAP)	27	5.72
Health Resources and Services Administration on HIV/AIDS Bureau – Ryan White Fund	3	0.64
State Unit on Aging	206	43.64
State General Revenue	120	25.42
County of local Government	147	31.14
Private entities/grants – Hospitals or other businesses	66	13.98
Medicaid for Direct Services (State and federal)	100	21.19
Medicaid for Federal Financial Participation	25	5.30
Care Transitions Income	44	9.32
Consumer Fees or Cost Sharing	103	21.82
Charitable Donations	107	22.67
Other, please specify**	134	28.39

*Percentages do not add up to 100% as respondents could select more than one option.

**Free text responses accompanying this question are available in the appendix with supplemental questions.

58. For the current Fiscal Year (2013), what is the approximate amount of funding from each of the following sources?

	Amount of Funding during the Current Fiscal Year																		
	\$0		\$>0-10,000		\$10,001-50,000		\$50,001-100,000		\$100,001-500,000		>\$500,001		No Response/ Not Applicable		Range		Mean	Median	Mode
	#	%	#	%	#	%	#	%	#	%	#	%	#	%	Min	Max			
AoA Title IV ADRC Grant	15	3.18	23	4.87	41	8.69	23	4.87	25	5.30	8	1.69	337	71.40	\$0	\$1,547,375	\$138,310	\$45,000	\$40,000
AoA Title II Grant	10	2.12	1	0.21	9	1.91	2	0.42	5	1.06	9	1.91	436	92.37	\$0	\$5,046,488	\$690,524	\$229,153	No mode
CMS Real Choice Systems Change Grants	11	2.33	1	0.21	1	0.21	1	0.21	2	0.42	1	0.21	455	96.40	\$0	\$1,000,000	\$258,758	\$98,308	No mode
CMS Person-Centered Hospital Discharge Planning Grant	11	2.33	2	0.42	4	0.85	5	1.06	2	0.42	1	0.21	447	94.70	\$0	\$2,000,000	\$210,814	\$65,050	No mode
PPACA Grant	11	2.33	0	0.00	6	1.27	2	0.42	1	0.21	2	0.42	450	95.34	\$0	\$1,000,700	\$217,160	\$37,422	37,422
VA Grant	11	2.33	8	1.69	16	3.39	4	0.85	11	2.33	4	0.85	418	88.56	\$0	\$26,000,000	\$731,420	\$30,253	\$12,000
MFP Demon.	11	2.33	29	6.14	38	8.05	5	1.06	17	3.60	2	0.42	370	78.38	\$0	\$625,000	\$64,798	\$28,053	\$7,500
State Transformation Grant	10	2.12	1	0.21	2	0.42	0	0.00	0	0.00	0	0.00	459	97.25	\$0	\$41,329	\$26,249	\$35,781	No mode
Alzheimer's Disease Prevention Grant	10	2.12	10	2.12	13	2.75	4	0.85	2	0.42	1	0.21	432	91.53	\$0	\$682,645	\$58,306	\$23,961	\$2,000
Evidence-Based Disease Prevention Grant	7	1.48	25	5.30	40	8.47	4	0.85	3	0.54	0	0.00	393	83.26	\$0	\$157,578	\$25,274	\$16,191	\$7,000
PACE	10	2.12	0	0.00	1	0.21	1	0.21	0	0.00	1	0.21	459	97.25	\$0	\$3,350,000	\$1,138,643	\$53,000	No mode
MIPPA	10	2.12	22	4.66	16	3.39	2	0.42	1	0.21	0	0.00	421	89.19	\$0	\$163,000	\$19,349	\$9,863	No mode
Respite Care Act funds	10	2.12	1	0.21	6	1.27	6	1.27	12	2.54	0	0.00	437	92.58	\$0	\$408,547	\$123,066	\$94,350	No mode
RSA	10	2.12	0	0.00	2	0.42	1	0.21	10	2.12	4	0.85	445	94.28	\$0	\$2,000,000	\$404,673	\$239,230	No mode
Mental Health Transformation Grant	10	2.12	0	0.00	1	0.21	1	0.21	0	0.00	0	0.00	460	97.46	\$0	\$72,733	\$52,549	\$52,549	No mode
CDSMP Grant	8	1.69	7	1.48	18	3.81	2	0.42	0	0.00	0	0.00	437	92.58	\$0	\$93,600	\$19,713	\$12,799	\$12,000
LIHEAP	8	1.69	2	0.42	10	2.12	1	0.21	6	1.27	7	1.48	438	92.80	\$0	\$6,843,263	\$770,086	\$98,272	\$15,000
Ryan White	10	2.12	1	0.21	1	0.21	0	0.00	1	0.21	1	0.21	458	97.03	\$0	\$20,433,431	\$5,164,585	\$110,804	No mode

58. For the current Fiscal Year (2013), what is the approximate amount of funding from each of the following sources?

Fund	Amount of Funding during the Current Fiscal Year																		
	\$0		\$>0-10,000		\$10,001-50,000		\$50,001-100,000		\$100,001-500,000		>\$500,001		No Response/ Not Applicable		Range		Mean	Median	Mode
	#	%	#	%	#	%	#	%	#	%	#	%	#	%	Min	Max			
State Unit on Aging	2	0.42	2	0.42	46	9.75	17	3.60	44	9.32	118	25.00	243	51.48	\$0	\$49,386,961	\$2,154,759	\$564,257	\$40,000
State General Revenue	3	0.64	1	0.21	11	2.33	13	2.75	45	9.53	60	12.71	339	71.82	\$0	\$144,759,459	\$2,993,732	\$438,029	\$70,769
County of local government	2	0.42	10	2.12	25	5.30	18	3.81	54	11.44	42	8.90	321	68.01	\$0	\$77,947,927	\$1,174,053	\$192,215	\$10,000
Private entities/ grants – Hospitals or other businesses	8	1.69	11	2.33	18	3.81	10	2.12	22	4.66	8	1.69	395	83.69	\$0	\$5,376,519	\$350,269	\$70,812	\$4,000
Medicaid for Direct Services (State and Federal)	4	0.85	2	0.42	11	2.33	3	0.64	33	6.99	53	11.23	366	77.54	\$0	\$58,000,000	\$2,257,882	\$543,116	\$300,000
Medicaid for Federal Financial Participation	8	1.69	0	0.00	2	0.42	5	1.06	7	1.48	12	2.54	438	92.80	\$0	\$152,498,844	\$8,398,078	\$378,074	\$70,769
Care Transitions Income	9	1.91	10	2.12	19	4.03	5	1.06	8	1.69	0	0.00	421	89.19	\$0	\$395,592	\$65,892	\$25,595	\$20,000
Consumer Fees or Cost Sharing	3	0.64	14	2.97	27	5.72	8	1.69	35	7.42	12	2.54	373	79.03	\$0	\$13,668,873	\$358,462	\$96,750	\$40,000
Charitable Donations	4	0.85	37	7.84	29	6.14	16	3.39	24	5.08	4	0.85	358	75.85	\$0	\$2,463,867	\$103,223	\$29,762	\$10,000
Other, please specify	0	0.00	10	2.12	24	5.08	18	3.81	41	8.69	66	13.98	313	66.31	\$73	\$45,784,809	\$1,596,554	\$381,755	\$75,000

58. For the current Fiscal Year, what is the approximate amount of funding from each of the following sources?

Total Budget for FY 2013		
	Frequency	Percentage
\$0	0	0.00
\$>0-500,000	61	12.92
\$500,001-2,000,000	58	12.29
\$2,000,001-10,000,000	99	20.97
\$10,000,001-20,000,000	32	6.78
>\$20,000,000	15	3.18
No response	207	43.86
Total	472	100
Min	\$7,000	
Max	\$252,303,000	
Mean	\$8,314,439	
Median	\$2,402,675	
Mode	\$40,000	

59. What best characterizes the operation of your agency?

	Frequency	Percentage
Single point of entry: one agency maintains a knowledgebase on LTSS options and assists consumers in making decisions about the best and most feasible options for LTSS	160	33.90
No wrong door: multiple agencies are knowledgeable about LTSS options and cooperate to assist consumers regardless of which agency the consumer first contacts	272	57.63
No response	40	8.47
Total	472	100

60. Do you identify your structure as any of the following?

	Frequency	Percentage
Independent, non-profit	207	43.86
Part of city government	6	1.27
Part of county government	115	24.36
Part of COG or RPDA	57	12.08
Other, specify*	0	0.00
No response	87	18.43
Total	472	100

*Free text responses accompanying this question are available in the appendix with supplemental questions.

61. What organizations comprise the core operating organizations?

	Yes		No		No response	
	Frequency	Percentage	Frequency	Percentage	Frequency	Percentage
AAA	381	80.72	33	6.99	58	12.29
State Unit on Aging	219	46.40	113	23.94	140	29.66
Veterans Organization	68	14.41	205	43.43	199	42.16
Alzheimer's Association	54	11.44	212	44.92	206	43.64

61. What organizations comprise the core operating organizations?						
	Yes		No		No response	
	Frequency	Percentage	Frequency	Percentage	Frequency	Percentage
Other Aging Services Organization	135	28.60	159	33.69	178	37.71
Centers for Independent Living	205	43.43	130	27.54	137	29.03
Vocational Rehabilitation Departments	53	11.23	214	45.34	205	43.43
Other Disability Services Organizations	136	28.81	164	34.75	172	36.44
Community Mental Health	70	14.83	202	42.80	200	42.37
County or Regional Council of Governments	84	17.80	194	41.10	194	41.10
County Government Office or Agency	119	25.21	161	34.11	192	40.68
Local Housing Authority	47	9.96	214	45.34	211	44.70
State or Local Medicaid Agency	115	24.36	167	35.38	190	40.25
211	76	16.10	195	41.31	201	42.58
Other Human Services of Social Service Provider (please specify)*	104	22.03	133	28.18	235	49.79

*Free text responses accompanying this question are available in the appendix with supplemental questions.

63. With which organizations do [LOCAL ADRC] have a partnership?		
State Departments (with cabinet-level secretaries)	Frequency	Percentage*
Health	217	45.97
Human Services	251	53.18
Other (specify)**	38	8.05
State Agencies (located within state departments)	Frequency	Percentage*
Aging	374	79.24
Developmental Disabilities	230	48.73
Acquired or Late-Onset Disabilities	111	23.52
Mental Health	211	44.70
Medicaid	280	59.32
Housing	200	42.37
Education	117	24.79
Other (specify)**	21	4.45
Local Government Agencies	Frequency	Percentage*
Area Agency on Aging	320	67.80
County Health Department	263	55.72
County Medicaid Office	257	54.45
County Department on Aging	130	27.54
County Department on Disability	118	25.00
County Housing Office	164	34.75
Library	156	33.05
Other (specify)**	31	6.57
Federal Agencies	Frequency	Percentage*
Local Veterans Administration	294	62.29
Local Indian Health Service	62	13.14
Other (specify)**	12	2.54

63. With which organizations do [LOCAL ADRC] have a partnership?		
Organizations providing Direct Services	Frequency	Percentage*
211 or other call center	248	52.54
Community Health Clinic	204	43.22
Community Mental Health Clinic	202	42.80
Deaf Service Center	113	23.94
Hospital/Medical Center	299	63.35
School for the Blind	61	12.92
School for the Deaf	52	11.02
The ARC	137	29.03
United Way	243	51.48
Vocational/Rehabilitation Services	213	45.13
Other (specify)**	27	5.72
Advocacy/Referral Organizations	Frequency	Percentage*
AIDS Coalition	77	16.31
Alzheimer's Association	305	64.62
American Council of the Blind	60	12.71
Autism Society state/regional chapter	59	12.50
Brain Injury Association state/regional chapter	110	23.31
Centers for Independent Living	339	71.82
Easter Seals	112	23.73
Epilepsy Foundation state/regional chapter	49	10.38
National Association of Mental Illness state/regional chapter	90	19.07
National Autism Association state/regional chapter	38	8.05
National Multiple Sclerosis Society state/regional chapter	67	14.19
State Association for the Deaf	50	10.59
United Cerebral Palsy	80	16.95
Other (specify)**	19	4.03

*Percentages do not add up to 100% as respondents could select more than one option.

**Free text responses accompanying this question are available in the appendix with supplemental questions.

63. What is the strength of the relationship?								
	Weak Functionality		Moderate Functionality		High Functionality		No Response/ Not Applicable	
	Freq.	%	Freq.	%	Freq.	%	Freq.	%
State Departments (with cabinet-level secretaries)								
Health	38	8.05	107	22.67	67	14.19	260	55.08
Human Services	16	3.39	101	21.40	128	27.12	227	48.09
Other (specify)*	3	0.64	12	2.54	20	4.24	437	92.58
State Agencies (located within state departments)								
Aging	5	1.06	44	9.32	312	66.10	111	23.52
Developmental Disabilities	45	9.53	111	23.52	66	13.98	250	52.97
Acquired or Late-Onset Disabilities	29	6.14	45	9.53	34	7.20	364	77.12
Mental Health	55	11.65	107	22.67	44	9.32	266	56.36
Medicaid	26	5.51	111	23.52	134	28.39	201	42.58
Housing	42	8.90	106	22.46	44	9.32	280	59.32
Education	40	8.47	46	9.75	23	4.87	363	76.91

63. What is the strength of the relationship?								
	Weak Functionality		Moderate Functionality		High Functionality		No Response/ Not Applicable	
	Freq.	%	Freq.	%	Freq.	%	Freq.	%
Other (specify)*	2	0.42	7	1.48	10	2.12	453	95.97
Local Government Agencies								
Area Agency on Aging	2	0.42	23	4.87	276	58.47	171	36.23
County Health Department	43	9.11	126	26.69	86	18.22	217	45.97
County Medicaid Office	33	6.99	110	23.31	104	22.03	225	47.67
County Department on Aging	5	1.06	19	4.03	100	21.19	348	73.73
County Department on Disability	15	3.18	47	9.96	52	11.02	358	75.85
County Housing Office	29	6.14	81	17.16	46	9.75	316	66.95
Library	42	8.90	61	12.92	45	9.53	324	68.64
Other (specify)*	1	0.21	10	2.12	16	3.39	445	94.28
Federal Agencies								
Local Veterans Administration	74	15.68	133	28.18	74	15.68	191	40.47
Local Indian Health Service	23	4.87	27	5.72	12	2.54	410	86.86
Other (specify)*	2	0.42	4	0.85	4	0.85	462	97.88
Organizations providing Direct Services								
211 or other call center	34	7.20	112	23.73	88	18.64	238	50.42
Community Health Clinic	40	8.47	104	22.03	51	10.81	277	58.69
Community Mental Health Clinic	42	8.90	95	20.13	51	10.81	284	60.17
Deaf Service Center	41	8.69	43	9.11	27	5.72	361	76.48
Hospital/Medical Center	36	7.63	136	28.81	111	23.52	189	40.04
School for the Blind	27	5.72	21	4.45	10	2.12	414	87.71
School for the Deaf	25	5.30	16	3.39	6	1.27	425	90.04
The ARC	45	9.53	50	10.59	35	7.42	342	72.46
United Way	48	10.17	90	19.07	92	19.49	242	51.27
Vocational/Rehabilitation Services	51	10.81	95	20.13	61	12.92	265	56.14
Other (specify)*	2	0.42	7	1.48	13	2.75	450	95.34
Advocacy/Referral Organizations								
AIDS Coalition	33	6.99	31	6.57	11	2.33	397	84.11
Alzheimer's Association	36	7.63	122	25.85	134	28.39	180	38.14
American Council of the Blind	24	5.08	20	4.24	13	2.75	415	87.92
Autism Society state/regional chapter	23	4.87	19	4.03	13	2.75	417	88.35
Brain Injury Association state/regional chapter	32	6.78	46	9.75	29	6.14	365	77.33
Centers for Independent Living	34	7.20	114	24.15	178	37.71	146	30.93
Easter Seals	35	7.42	49	10.38	25	5.30	363	76.91
Epilepsy Foundation state/regional chapter	26	5.51	12	2.54	8	1.69	426	90.25
National Association of Mental Illness state/regional chapter	40	8.47	31	6.57	16	3.39	385	81.57
National Autism Association state/regional chapter	21	4.45	8	1.69	7	1.48	436	92.37
National Multiple Sclerosis Society state/regional chapter	30	6.36	25	5.30	9	1.91	408	86.44
State Association for the Deaf	20	4.24	19	4.03	6	1.27	427	90.47

63. What is the strength of the relationship?								
	Weak Functionality		Moderate Functionality		High Functionality		No Response/ Not Applicable	
United Cerebral Palsy	25	5.30	25	5.30	27	5.72	395	83.69
Other (specify)*	0	0.00	6	1.27	12	2.54	454	96.19

*Free text responses accompanying this question are available in the appendix with supplemental questions.

63. What is the type of partnership agreement?														
	Funding Relationship		Formal MOU		Contract		Cooperative		Informal Working Relationship		Other		No Response/ Not Applicable	
	Freq.	%*	Freq.	%	Freq.	%	Freq.	%	Freq.	%	Freq.	%	Freq.	%
State Departments (with cabinet-level secretaries)														
Health	38	8.05	30	6.36	46	9.75	60	12.71	100	21.19	2	0.42	276	58.47
Human Services	83	17.58	54	11.44	79	16.74	77	16.31	92	19.49	5	1.06	236	50.00
Other (specify)*	9	1.91	14	2.97	10	2.12	8	1.69	10	2.12	1	0.21	439	93.01
State Agencies (located within state departments)														
Aging	268	56.78	88	18.64	241	51.06	109	23.09	52	11.02	9	1.91	98	20.76
Developmental Disabilities	19	4.03	61	12.92	22	4.66	63	13.35	112	23.73	4	0.85	259	54.87
Acquired or Late-Onset Disabilities	17	3.60	22	4.66	14	2.97	27	5.72	51	10.81	4	0.85	375	79.45
Mental Health	14	2.97	34	7.20	23	4.87	60	12.71	119	25.21	6	1.27	277	58.69
Medicaid	107	22.67	47	9.96	73	15.47	83	17.50	94	19.92	5	1.06	196	41.53
Housing	14	2.97	40	8.47	19	4.03	58	12.29	113	23.94	5	1.06	283	59.96
Education	4	0.85	15	3.18	9	1.91	28	5.93	73	15.47	5	1.06	370	78.39
Other (specify)*	6	1.27	7	1.48	7	1.48	9	1.91	6	1.27	2	0.42	450	95.34
Local Government Agencies														
Area Agency on Aging	147	31.14	113	23.94	81	17.16	101	21.40	48	10.17	52	11.02	169	35.81
County Health Department	16	3.39	48	10.17	21	4.45	80	16.95	164	34.75	10	2.12	215	45.55
County Medicaid Office	17	3.60	64	13.56	13	2.75	93	19.70	136	28.81	8	1.69	228	48.31
County Department on Aging	42	8.90	46	9.75	30	6.36	45	9.53	33	6.99	17	3.60	348	73.73
County Department on Disability	5	1.06	37	7.84	4	0.85	46	9.75	64	13.56	6	1.27	356	75.42
County Housing Office	2	0.42	23	4.87	4	0.85	55	11.65	108	22.88	6	1.27	313	66.31
Library	1	0.21	9	1.91	2	0.42	48	10.17	118	25.00	1	0.21	324	68.64
Other (specify)*	10	2.12	18	3.81	6	1.27	15	3.18	8	1.69	1	0.21	442	93.64

63. What is the type of partnership agreement?														
	Funding Relationship		Formal MOU		Contract		Cooperative		Informal Working Relationship		Other		No Response/ Not Applicable	
	Freq.	%	Freq.	%	Freq.	%	Freq.	%	Freq.	%	Freq.	%	Freq.	%
Federal Agencies														
Local Veterans Administration	25	5.30	38	8.05	32	6.78	89	18.86	195	41.31	6	1.27	183	38.77
Local Indian Health Service	4	0.85	7	1.48	6	1.27	22	4.66	38	8.05	2	0.42	419	88.77
Other (specify)*	2	0.42	3	0.64	1	0.21	5	1.06	6	1.27	2	0.42	461	97.67
Organizations providing Direct Services	Freq.	%	Freq.	%	Freq.	%	Freq.	%	Freq.	%	Freq.	%	Freq.	%
211 or other call center	19	4.03	70	14.83	22	4.66	64	13.56	127	26.91	11	2.33	236	50.00
Community Health Clinic	10	2.12	21	4.45	13	2.75	67	14.19	143	30.30	4	0.85	276	58.47
Community Mental Health Clinic	5	1.06	29	6.14	13	2.75	75	15.89	128	27.12	4	0.85	281	59.53
Deaf Service Center	3	0.64	8	1.69	7	1.48	29	6.14	80	16.95	1	0.21	370	78.39
Hospital/Medical Center	19	4.03	98	20.76	41	8.69	95	20.13	155	32.84	9	1.91	180	38.14
School for the Blind	4	0.85	3	0.64	5	1.06	14	2.97	43	9.11	2	0.42	419	88.77
School for the Deaf	2	0.42	1	0.21	2	0.42	7	1.48	32	6.78	3	0.64	432	91.53
The ARC	3	0.64	18	3.81	9	1.91	36	7.63	90	19.07	2	0.42	342	72.46
United Way	79	16.74	43	9.11	38	8.05	60	12.71	115	24.36	3	0.64	233	49.36
Vocational/ Rehabilitation Services	17	3.60	38	8.05	17	3.60	57	12.08	134	28.39	3	0.64	268	56.78
Other (specify)*	1	0.21	11	2.33	3	0.64	9	1.91	9	1.91	2	0.42	446	94.49
Advocacy/Referral Organizations	Freq.	%	Freq.	%	Freq.	%	Freq.	%	Freq.	%	Freq.	%	Freq.	%
AIDS Coalition	1	0.21	2	0.42	1	0.21	18	3.81	53	11.23	5	1.06	406	86.02
Alzheimer's Association	24	5.08	31	6.57	35	7.42	105	22.25	198	41.95	7	1.48	174	36.86
American Council of the Blind	0	0.00	4	0.85	2	0.42	12	2.54	38	8.05	1	0.21	422	89.41
Autism Society state/regional chapter	1	0.21	1	0.21	0	0.00	6	1.27	42	8.90	2	0.42	425	90.04
Brain Injury Association state/regional chapter	3	0.64	8	1.69	5	1.06	34	7.20	85	18.01	3	0.64	365	77.33

63. What is the type of partnership agreement?														
	Funding Relationship		Formal MOU		Contract		Cooperative		Informal Working Relationship		Other		No Response/ Not Applicable	
Centers for Independent Living	37	7.84	158	33.47	47	9.96	92	19.49	125	26.48	12	2.54	146	30.93
Easter Seals	5	1.06	8	1.69	15	3.18	24	5.08	73	15.47	6	1.27	367	77.75
Epilepsy Foundation state/regional chapter	0	0.00	2	0.42	1	0.21	9	1.91	29	6.14	3	0.64	435	92.16
National Association of Mental Illness state/regional chapter	0	0.00	3	0.64	0	0.00	19	4.03	67	14.19	4	0.85	391	82.84
National Autism Association state/regional chapter	0	0.00	0	0.00	0	0.00	2	0.42	24	5.08	1	0.21	447	94.70
National Multiple Sclerosis Society state/regional chapter	0	0.00	0	0.00	4	0.85	15	3.18	47	9.96	3	0.64	414	87.71
State Association for the Deaf	1	0.21	1	0.21	1	0.21	13	2.75	39	8.26	1	0.21	427	90.47
United Cerebral Palsy	3	0.64	17	3.60	15	3.18	15	3.18	37	7.84	6	1.27	397	84.11
Other (specify)*	3	0.64	10	2.12	2	0.42	5	1.06	7	1.48	2	0.42	453	95.97

*Free text responses accompanying this question are available in the appendix with supplemental questions.

63. What types of resources are shared?																		
	Co-located staff		Shared monetary resources		Shared information		Joint training		Joint program sponsorship		Shared non-monetary resources		Shared data		No shared resources		No response/ Not applicable	
	#	%	#	%	#	%	#	%	#	%	#	%	#	%	#	%	#	%
State Departments (with cabinet-level secretaries)																		
Health	11	2.33	20	4.24	144	30.51	65	13.77	48	10.17	7	1.48	51	10.81	31	6.57	272	57.63
Human Services	29	5.06	41	7.16	187	32.64	104	18.15	67	11.69	23	4.01	91	15.88	22	3.84	342	59.69
Other (specify)*	5	1.06	7	1.48	23	4.87	19	4.03	7	1.48	7	1.48	11	2.33	5	1.06	439	93.01
State Agencies (located within state departments)																		
Aging	28	5.93	120	25.42	298	63.14	246	52.12	154	32.63	35	7.42	240	50.85	3	0.64	141	29.87
Developmental Disabilities	13	2.75	14	2.97	157	33.26	73	15.47	37	7.84	13	2.75	47	9.96	27	5.72	270	57.20
Acquired or Late-Onset Disabilities	4	0.85	10	2.12	71	15.04	30	6.36	21	4.45	7	1.48	25	5.30	16	3.39	380	80.51
Mental Health	11	2.33	9	1.91	140	29.66	58	12.29	37	7.84	9	1.91	36	7.63	27	5.72	292	61.86
Medicaid	17	3.60	39	8.26	192	40.68	102	21.61	39	8.26	11	2.33	112	23.73	19	4.03	227	48.09
Housing	13	2.75	13	2.75	134	28.39	35	7.42	24	5.08	7	1.48	32	6.78	28	5.93	300	63.56
Education	5	1.06	6	1.27	61	12.92	31	6.57	24	5.08	6	1.27	16	3.39	22	4.66	374	79.24
Other (specify)*	6	1.27	2	0.42	16	3.39	14	2.97	3	0.64	2	0.42	4	0.85	5	1.06	450	95.34
Local Government Agencies																		
Area Agency on Aging	120	25.42	129	27.33	234	49.58	202	42.80	159	33.69	114	24.15	177	37.50	3	0.64	212	44.92
County Health Department	16	3.39	15	3.18	193	40.89	80	16.95	54	11.44	12	2.54	55	11.65	18	3.81	244	51.49
County Medicaid Office	23	4.87	11	2.33	200	42.37	84	17.80	28	5.93	12	2.54	94	19.92	15	3.18	246	52.12
County Department on Aging	49	10.38	45	9.53	99	20.97	77	16.31	67	14.19	41	8.69	63	13.35	11	2.33	350	74.15
County Department on Disability	15	3.18	12	2.54	95	20.13	53	11.23	24	5.08	8	1.69	30	6.36	9	1.91	359	76.06
County Housing Office	7	1.48	3	0.64	122	25.85	37	7.84	23	4.87	6	1.27	22	4.66	17	3.60	328	69.49
Library	3	0.64	3	0.64	104	22.03	30	6.36	33	6.99	18	3.81	15	3.18	17	3.60	332	70.34
Other (specify)*	11	2.33	8	1.69	22	4.66	16	3.39	11	2.33	8	1.69	9	1.91	2	0.42	444	94.07
Federal Agencies																		

63. What types of resources are shared?																		
	Co-located staff		Shared monetary resources		Shared information		Joint training		Joint program sponsorship		Shared non-monetary resources		Shared data		No shared resources		No response/ Not applicable	
	#	%	#	%	#	%	#	%	#	%	#	%	#	%	#	%	#	%
Local Veterans Administration	15	3.18	14	2.97	215	45.55	70	14.83	51	10.81	14	2.97	49	10.38	29	6.14	205	43.43
Local Indian Health Service	3	0.64	1	0.21	40	8.47	10	2.12	9	1.91	2	0.42	5	1.06	19	4.03	414	87.17
Other (specify)*	1	0.21	3	0.64	10	2.12	4	0.85	5	1.06	1	0.21	4	0.85	2	0.42	460	97.46
Organizations providing Direct Services	#	%	#	%	#	%	#	%	#	%	#	%	#	%	#	%	#	%
211 or other call center	5	1.06	18	3.81	183	38.77	59	12.50	27	5.72	8	1.69	70	14.83	24	5.08	258	54.66
Community Health Clinic	11	2.33	7	1.48	147	31.14	40	8.47	22	4.66	10	2.12	33	6.99	21	4.45	293	62.08
Community Mental Health Clinic	7	1.48	7	1.48	149	31.57	50	10.59	19	4.03	10	2.12	26	5.51	20	4.24	293	62.08
Deaf Service Center	2	0.42	4	0.85	79	16.74	22	4.66	8	1.69	5	1.06	8	1.69	20	4.24	370	78.39
Hospital/Medical Center	33	6.99	22	4.66	232	49.15	97	20.55	83	17.58	24	5.08	95	20.13	19	4.03	202	42.80
School for the Blind	1	0.21	3	0.64	22	6.99	10	2.12	6	1.27	3	0.64	7	1.48	21	4.45	417	88.35
School for the Deaf	0	0.00	0	0.00	27	5.72	9	1.91	3	0.64	0	0.00	1	0.21	20	4.24	423	89.62
The ARC	1	0.21	1	0.21	92	19.49	24	5.08	16	3.39	2	0.42	18	3.81	23	4.87	350	74.15
United Way	2	0.42	35	7.42	156	33.05	46	9.75	44	9.32	2	0.42	43	9.11	27	5.72	271	57.42
Vocational/Rehabilitation Services	5	1.06	5	1.06	160	33.90	54	11.44	26	5.51	5	1.06	31	6.57	20	4.24	287	60.81
Other (specify)*	4	0.85	2	0.42	20	4.24	11	2.33	8	1.69	3	0.64	8	1.69	3	0.64	448	94.92
Advocacy/Referral Organizations	#	%	#	%	#	%	#	%	#	%	#	%	#	%	#	%	#	%
AIDS Coalition	2	0.42	0	0.00	42	8.90	10	2.12	4	0.85	0	0.00	7	1.48	25	5.30	404	85.59
Alzheimer's Association	10	2.12	13	2.75	227	48.09	130	27.54	94	19.92	15	3.18	51	10.81	20	4.24	197	41.74
American Council of the Blind	0	0.00	0	0.00	33	6.99	10	2.12	3	0.64	0	0.00	3	0.64	20	4.24	416	88.14
Autism Society state/regional chapter	0	0.00	2	0.42	29	6.14	2	0.42	1	0.21	1	0.21	0	0.00	20	4.24	422	89.41
Brain Injury Association state/regional chapter	1	0.21	1	0.21	82	17.37	19	4.03	9	1.91	4	0.85	13	2.75	20	4.24	367	77.75
Centers for Independent Living	40	8.47	53	11.23	274	58.05	188	39.83	99	20.97	33	6.99	123	26.06	13	2.75	163	34.53

63. What types of resources are shared?																		
	Co-located staff		Shared monetary resources		Shared information		Joint training		Joint program sponsorship		Shared non-monetary resources		Shared data		No shared resources		No response/ Not applicable	
Easter Seals	3	0.64	6	1.27	70	14.83	17	3.60	11	2.33	3	0.64	9	1.91	21	4.45	376	79.66
Epilepsy Foundation state/regional chapter	0	0.00	0	0.00	23	4.87	4	0.85	2	0.42	1	0.21	3	0.64	21	4.45	427	90.47
National Association of Mental Illness state/regional chapter	0	0.00	0	0.00	59	12.50	15	3.18	8	1.69	3	0.64	4	0.85	20	4.24	390	82.63
National Autism Association state/regional chapter	0	0.00	0	0.00	17	3.60	2	0.42	2	0.42	0	0.00	1	0.21	21	4.45	434	91.95
National Multiple Sclerosis Society state/regional chapter	0	0.00	1	0.21	36	7.63	12	2.54	5	1.06	2	0.42	6	1.27	22	4.66	413	87.50
State Association for the Deaf	0	0.00	0	0.00	32	6.78	8	1.69	2	0.42	0	0.00	1	0.21	17	3.60	423	89.62
United Cerebral Palsy	1	0.21	4	0.85	49	10.38	15	3.18	8	1.69	2	0.42	16	3.39	18	3.81	102	85.17
Other (specify)*	3	0.64	6	0.64	16	3.39	11	2.33	7	1.48	2	0.42	9	1.91	1	0.21	453	95.97

*Free text responses accompanying this question are available in the appendix with supplemental questions.

64. Approximately, how many FTEs (Full time equivalents) perform each of the following functions?																			
	0		1		2-4		5-7		8-10		>10		No response		Range		Mean	Median	Mode
	#	%	#	%	#	%	#	%	#	%	#	%	#	%	Min	Max			
Information & Referral/ Information & Assistance (I&R/I&A)	2	0.42	82	17.37	142	30.08	65	13.77	21	4.45	37	7.84	123	26.06	0	75	5	3	1
Options counseling/ counseling to provide in- depth person centered decision support	8	1.69	113	23.94	88	18.64	45	9.53	17	3.60	37	7.84	164	34.75	0	65	5	2	1
Benefits counseling/ eligibility determination	12	2.54	96	20.34	98	20.76	29	6.14	19	4.03	30	6.36	188	39.83	0	150	5	2	1
Care transition services	22	4.66	78	16.53	54	11.44	21	4.45	5	1.06	10	2.12	282	59.75	0	40	3	2	1
Crisis Intervention services	29	6.14	37	7.84	23	4.87	9	1.91	10	2.12	10	2.12	354	75.00	0	30	3	3	1
Independent Living services	27	5.72	39	8.26	23	4.87	13	2.75	7	1.48	13	2.75	350	74.15	0	171	5	2	1
Advocacy services	10	2.12	82	17.37	55	11.65	22	4.66	20	4.24	27	5.72	256	54.24	0	92	5	2	1
Providing administrative or other support for the above functions	8	1.69	103	21.82	117	24.79	28	5.93	13	2.75	10	2.12	191	40.47	0	91	3	2	1

Note: Responses have been rounded to the nearest whole number.

65. How many front line staff are Alliance of Information and Referral Systems (AIRS) certified?

	Number of AIRS certified	
	Frequency	Percentage
0	57	12.08
1	59	12.50
2-4	127	26.91
5-7	45	9.53
8-10	16	3.39
>10	21	4.45
No response	147	31.14
Total	472	100
Min	0	
Max	32	
Mean	4.41	
Median	3	
Mode	1	

Note: Responses have been rounded to the nearest whole number.

65. How many front line staff are Alliance of Information and Referral Systems (AIRS) certified?

	Total Number of Frontline Staff	
	Frequency	Percentage
0	28	5.93
1	31	6.57
2-4	119	25.21
5-7	69	14.62
8-10	22	4.66
>10	44	9.32
No response	159	33.69
Total	472	100
Min	0.50	
Max	161	
Mean	7.09	
Median	4	
Mode	2	

Note: Responses have been rounded to the nearest whole number.

66. Is your organization paid on a fee for service or per unit basis for performing any of the following services for a client? (Please check all that apply)

	Frequency	Percentage*
Information/referral	55	11.65
Options counseling	79	16.74
Screening	59	12.50
Assessment	83	17.58
Application assistance	44	9.32
Transition support	72	15.25
Other, please specify**	44	9.32
No response	294	62.29

*Percentages do not add up to 100% as respondents could select more than one option.

**Free text responses accompanying this question are available in the appendix with supplemental questions.

67. [If any of the boxes are checked in previous question] What is the source of the fee for service or per unit payments?

	Frequency	Percentage*
Medicare	34	7.20
Medicaid waiver	87	18.43
Medicaid state plan	37	7.84
Medicaid managed care organization	18	3.81
State-funded program other than Medicaid	70	14.83
Private health plan	5	1.06
Provider	4	0.85
Other, please specify**	49	10.38
No response	297	62.92

*Percentages do not add up to 100% as respondents could select more than one option.

**Free text responses accompanying this question are available in the appendix with supplemental questions.

Section E: LTSS Environment

68. Since this Local ADRC started serving consumers, has there been an impact on the LTSS or Home and Community Based (HCBS) system in your community?		
	Frequency	Percentage
There has been an <u>increase</u> in the <u>number</u> of LTSS providers	335	70.97
There has been an <u>decrease</u> in the <u>number</u> of LTSS providers	40	8.47
No Response	97	20.55
Total	472	100

68. Since this Local ADRC started serving consumers, has there been an impact on the LTSS or Home and Community Based (HCBS) system in your community?		
	Frequency	Percentage
There has been an <u>increase</u> in the <u>quality</u> of LTSS providers	346	73.31
There has been an <u>decrease</u> in the <u>quality</u> of LTSS providers	27	5.72
No Response	99	20.97
Total	472	100

APPENDIX G. PROCESS EVALUATION LOCAL ADRC SURVEY FREE TEXT RESPONSES

Section A. Baseline Characteristics

2. Which have had the most positive impact on your organization s ability to provide integrated, comprehensive access to long term care services and supports?
Specify Other
Outreach and marketing
Increased awareness of LTSS options
Implementation of a new very comprehensive assessment tool
Increased education and training for staff
Expanded our ability to serve populations other than 60+, including all ages for Options Counseling and PD & TBI functional assessments
Infrastructure such as improved phone system
Adding component of providing assistance to adults with disabilities allows for expansion of resources to encompass older adults
Increased awareness
Able to reach more people to explain their LTC options for them
ADRC cross-training
The database has gone through major changes since the '03 award; however, some of these sections and questions are not applicable since this is for the ADRC website
Extension of care management services and consumer counseling
Keeping staff
In-house staff training
Marketing and outreach to educate community
Community education
Outreach
Process changes to intake and referral; standardized assessment; case management; care planning; follow up
Enhanced marketing and outreach materials; IT enhancements
Assist individuals and caregivers with streamlined access to multiple programs and multiple agencies for one point
Marketing that we provide I&R services, which is a new service we now provide
Change in organizational structure
Allowed for entitlement benefit

5. Please indicate the extent to which Federal (AoA/CMS) grants have enabled your ADRC to realize any of the following outcomes.

Specify Other	
We have not received any federal grants to assist our ADRC	Very little
IT improvement for tracking	Somewhat
No federal grant	Somewhat
Better visibility of agency and services	Very much
N/A	Very little
Not applicable	Very little
Better data sharing	Somewhat
Increase our agency's knowledge of people with disabilities population	Very much
Resolve additional issues not previously discussed from follow-up assessment	Somewhat
Add new programs	Somewhat
The staff have increased the focus for provision of services	Very much
Building collaborate network of LTSS providers all focused on same goal	Somewhat
More referral options	Very little
Extend focus to aging caregivers of intellectually disabled individuals	Very much
N/A, we are not an AOA/ADRC site. We support the goals of the ADRC specific Federal grants.	Very much
Partnerships with hospitals and nursing homes and departments of developmental disabilities	Very much
Improve the overall quality of day-to-day operations	Very much
Evidence-based interventions	Very much
Legitimizes the under 60 populations we have been serving in the past and could not include in contacts	Somewhat
Improved IT systems to ensure efficient service delivery	Very much
Provide face-to-face options counseling	Somewhat
Provide more detailed and accurate information to consumers	Very much
Helping us begin a Care Transitions program with the hospitals	Somewhat
Create a central intake process internally	Very much
No other changes	Very little
Increase number of resources	Very little
We have had no federal funding since the original grant	Very little
To increase the capacity of the agency	Very much
Increase community outreach initiatives	Very little
Making services more accessible to older adults, adults with disabilities, and those who care for them	Very much
Increased outreach	Somewhat
Despite the establishment of a single point of entry, resources and services have not increased making problem solving challenging	Very little
Improve IT data structure	Somewhat
I&R becomes portable and face-to-face	Very much
Moves I&R to face-to-face meeting	Very much
Move I&R from telephone to person	Very much
Shifting the paradigm to be more inclusive	Very much
We are just beginning but anticipate the ADRC will provide heightened visibility and marketing to LTSS. We are still building partnerships and collaboratives necessary to put the next steps in place	Very much
Conducted focus groups regarding needs of consumers	Somewhat
No grant funds received	Very little

5. Please indicate the extent to which Federal (AoA/CMS) grants have enabled your ADRC to realize any of the following outcomes.

Increase the IT architecture that supports the SLL and MN Help Network	Somewhat
Budgets are dropping in public entities	Very little
Support network, database and tracking capabilities, info and resources, best practices, program expansions	Very much
Update computer systems	Somewhat
None	Very little
Call center improvements	Very much
Able to improve workflow	Somewhat
To identify gaps and barriers and coordinate efforts to overcome these gaps and barriers in accessing services	Somewhat
We used the information in the binder to train all staff in customer service and delivering a quality product to our seniors	Somewhat
No other changes noted	Very little
Increased knowledge of under 60 disabled population by staff	Very much
Increased level of interns and volunteers	Very much
Address gaps in service, public education	Somewhat
Dedicate time to improving access to care	Very much
Increase in cross-training among community agencies and organizations to better support the consumer	Very much
Some technology changes	Very little
Improve the quality of I&R services	Very much
No additional staff or other changes	Very little
N/A	Very little
Provide training and community education opportunities	Very much
Increase awareness of programs and services available through cross-training	Very much
Increase awareness of ADR	Very much
Increase knowledge about various resources	Somewhat
Expand services to include other organizations that would not otherwise provide services to seniors and adults with disabilities	Very much
Getting staff to work together outside of former program silos	Somewhat
Cross-training to equip all staff to assist consumers if needed	Somewhat
Standardize intake assessment and care planning	Very much
Improved technical systems	Somewhat
Increased marketing capabilities	Very little
Telephone systems and data management upgrade	Somewhat
Expand to Veterans outreach	Very much
We have been able to support and advocate for CILs across the state to work with their area ADRCs and understand the benefits of this partnership	Somewhat
Support service resources to meet unmet needs in home modifications and or new affordable housing construction or sufficient housing vouchers to deliver better transitional support	Very little
Streamlining intake and outreach throughout organizations	Very much
Improved IT infrastructure	Very little
We are changing and developing the way we provide services; for example, more short term interventions. All calls are routed through our I&A	Somewhat
Cross-training of partner agencies	Somewhat

5. Please indicate the extent to which Federal (AoA/CMS) grants have enabled your ADRC to realize any of the following outcomes.

Standardized methods of working with peers	Somewhat
Arlington does not have an ADRC grant	Very little
Consolidate data	Very little
Secured local private funding to develop a public/private partnership in a local ADRC	Very much
Develop person-centered practices	Somewhat
Open communication with community based organizations	Somewhat
We have not begun a partnership with the state MFP grant	Somewhat
We have not begun a partnership with the state MFP grant	Somewhat
Enhance transition services to young adults aging out of the children's services world, prevention activities, service private pay consumers	Very much
Options Counseling grants, Enhanced Options Counseling Grant	Very much
Funding for smaller counties in region	Very much
Expand to a second location in the county we serve	Very much

Section B. Populations Served

8. If you have one or more significant racial/ethnic sub populations in your service area, please list it here.
Russian
2 or more races
2 or more races
Portuguese; Latino
Other race; multiple race
Polish; limited English proficient
Other minority- not identified
More than one race; self-identifying as other races
African American and Hispanic
African American; Latino/Hispanic
African; Russian; Middle Eastern
African-American
African-American; Latino/Hispanic; Asian
African-American; Hispanic; Asian
Alaska Native; Russian; Old Believers
Alaskan Native; White
American Indian
American Indian
American Indian
American Indian; Hispanic
American Indian or Alaska Native
American Indian/Alaska Native
Arab
Arabic
Asian (Chinese); Haitian; Russian
Asian; Indian
Bhutanese
Black
Black
Black
Black or African American
Black or African American
Black or African American
Black or African American
Burmese
Caucasian
Caucasian
Caucasian
Caucasian
Caucasian/White
Caucasian/White / Black or African American
Caucasian
French Canadian
German
GLBT
Guatemalan

8. If you have one or more significant racial/ethnic sub populations in your service area, please list it here.

Haitian
Haitian
Haitian-
Hispanic
Hispanic
Hispanic
Hispanic
Hispanic
Hispanic
Hispanic
Hispanic
Hispanic
Hispanic; African American
Hispanic; African Americans
Hispanic; Asian
Hispanic; Burmese
Hispanic; Haitian; Vietnamese; Russian
Hispanic; Hmong; American Indian
Hispanic/Latino
Hmong
Hmong
Hmong
Hmong; American Indian; Black
Japanese
Jewish
Korean
Korean
Korean/Chinese/Lenape Indian/Iranian/Indo-Asian
Portuguese; Cambodian
Latino
Latino
Latino and Black
Latino/Hispanic
Latino/Hispanic
Latino/Hispanic
Latino/Hispanic
Latino/Hispanic
Latino/Hispanic
Latino/Hispanic
Latino/Hispanic Origin
Latino/Hispanic origin
Latino/Hispanic Population
Latino; Portuguese
Mexican American
Native American; Russian; Hispanic
Nez Perce Tribe
Polish; Italian; German; Greek; Irish
Portuguese/Brazilian
Portuguese/Cape Verdean

8. If you have one or more significant racial/ethnic sub populations in your service area, please list it here.

Russian
Russian
Russian; Chinese; Haitian; Muslim
Russian Immigrants
Russian; Somalian; African; Haitian
Russian; Ukraine; Somali; Burundi; Turkish
Russian; Vietnamese
Slavic
Somali
Somali; Russian; Asian; Hispanic
Somalian refugees
Somalian; Sudanese
Some other race
some other race
South African populations
Spanish
Spanish-speaking clients
Sudanese
Vietnamese; Mexican
Vietnamese; American Indian
Amish population
White
white
White
White - non Hispanic

13. To what extent is each of the following a barrier for individuals seeking Long Term Supports and Services both prior to receiving an ADRC grant and currently?

Specify Other		
Other	Prior	Currently
ADRC partner reported this data	Sometimes a barrier	Sometimes a barrier
Age requirement: Wavier programs are age specific and often not available for people who are under 65	Often a barrier	Often a barrier
Inadequate workforce	Often a barrier	Often a barrier
Funding to pay for long-term care services and supports	Often a barrier	Often a barrier
Medications review	Often a barrier	Often a barrier
GLBT related issues	Sometimes a barrier	Sometimes a barrier
Not enough waiver slots	Often a barrier	Often a barrier
Low reimbursement rates for services provided	Sometimes a barrier	Sometimes a barrier
Available services in rural areas	Often a barrier	Often a barrier
Providers who no longer accept new Medicare patients	Sometimes a barrier	Often a barrier
Lack of affordable and accessible housing options	Often a barrier	Often a barrier
Physicians willing to take Medicare patients	Often a barrier	Sometimes a barrier

Additional funding for Independent Living Centers	Often a barrier	Often a barrier
Presumption of what folks need versus asking them what they want and giving them the information to make fully informed decisions	Sometimes a barrier	Often a barrier
Access in doctor's office is poor	Often a barrier	Often a barrier

13a. Please indicate the current availability of the following services within your service area.

Specify Other

Other	Current availability of the services within your service area
ADRC partner reported this data	Adequate availability
Ex-offenders	Not available
Very rural state, very few public transportation options. As for PCA services, there is no waiting list for financial support, however finding a PCA can be very difficult.	Available but inadequate to meet need
SHICK	Adequate availability
Adult day care	Not available
Home-making services	Available but inadequate to meet need
Dental services that accept MA, long lists at free clinic	Available but inadequate to meet need
Dental services	Available but inadequate to meet need
Mental illness and VA services	Available but inadequate to meet need
Job coaching	Available but inadequate to meet need
Emergency assistance for the elderly in crisis during the weekend	Not available
Lack of home-making services for under 60	Available but inadequate to meet need
Fully accessible interface of data for referrals and services between community providers of LTSS to truly have NWD model	Not available
Affordable integrated housing	Available but inadequate to meet need

13b. For these services, to what extent is there provider choice?

Specify Other

Other	Prior to First Grant	Currently
ADRC partner reported this data	Adequate	Adequate
Ex-offenders	No	No
Very rural state, very few public transportation options. As for PCA services, there is no waiting list for financial support, however finding a PCA can be very difficult.	Limited	Limited
SHICK	Adequate	Adequate
Adult day care	No	No
Home-making services	Limited	Limited
Dental services that accept MA, long lists at free clinic	Limited	Limited
Dental services	Limited	Limited
Mental illness and VA services	Limited	Limited
Job coaching	Limited	Limited
Emergency assistance for the elderly in crisis during the weekend	No	No
Lack of home-making services for under 60	Limited	Limited
Fully accessible interface of data for referrals and services between community providers of LTSS to truly have NWD model	No	No
Affordable integrated housing	Limited	No

14a. How many consumers of each type were served in the most recent 6 months period (October 2012 March 2013)? This question is specific to the consumers who access LOCAL ADRC services such as I&R/I&A, benefits or options counseling, Information and referral services, services to support transitions from residential or institutional facilities to the community.

Consumers Under 60

Specify Other

Alzheimer's Caregivers

14b. How many consumers of each type were served in the most recent 6 months period (October 2012 March 2013)? This question is specific to the consumers who access LOCAL ADRC services such as I&R/I&A, benefits or options counseling, Information and referral services, services to support transitions from residential or institutional facilities to the community.

Consumers 60 and Over

Specify Other

Alzheimer’s caregivers and those with Alzheimer’s disease
55+ Senior Activity Centers
Alianza Latina Interagency Meetings
American Indian
Applying for home waiver HCBS
Collaborated with Mental Health Navigators
Deaf population
Family/Friend
Frail elders
Hearing loss and deaf
Hispanic
HIV/AIDS at risk and tested positive; transgender
Isolated population
Kinship caregivers
LGBT
LGBT
Low health literacy; hoarders
Elder Benefit Specialist is tracking information for outreach effort to Latino community who have limited English proficiency
Medicare beneficiaries
Native American
Native American
Non-native English speakers
Older adult refugees
Older people and disabled
Other disabilities
LGBT
Asian populations
Persons with chronic conditions
Private pay consumers
Private pay individuals
Sensory disabilities (hearing-vision)
Substance abuse
Tribal
Under 60
Vet service coordinator
Veterans
Veterans and Surviving spouses of Veterans
Veterans
Visual Disability
Younger adults with disabilities
Younger persons with disabilities
At risk for falls
Deaf or hearing loss
Family members and others

14b. How many consumers of each type were served in the most recent 6 months period (October 2012 March 2013)? This question is specific to the consumers who access LOCAL ADRC services such as I&R/I&A, benefits or options counseling, Information and referral services, services to support transitions from residential or institutional facilities to the community.

Consumers 60 and Over

Specify Other

GLBT

Hispanic or Latino

Homelessness

Korean

Low income equals public benefit contacts

Multidisciplinary team

New advertising campaign

No disability

Others

Other unspecified disability

Seniors; youth with disabilities; LGBT seniors

Substance abuse

Targeting specific populations based on service area and demographic needs

Under 60 – no disability reported

Veterans

Veterans

We provide a wide range of outreach activities to target a very diverse group and locate activities that target minority groups

Do not track this information (21 agencies)

Section C: Service Provision

20 (a).How frequently do consumers ask about the following? For each, indicate “frequently,” “sometimes,” “infrequently”, or “never.” Advanced directives
Specify Other
ASAP Home Care Services
Assisted Living and Support Home Care
Assistive technology and communication alternatives
Computer classes- driver and education permit
Currently do not track this information
Day Adult Health Service
Dental Assistance/Care
Dental services
Dental- Vision and Hearing services
Dialysis transportation
Do not currently track this information
Environmental Support
Food Assistance
For all services above the POINT provided; R-A
Handyman services- ground upkeep services, long term care facility information, family issues
Home Repair
Homemaker Service
I and R (General Information)
Legal Assistance
Legal Services
Legal and Yard Work
Legal assistance- Housing Tax Credits
Medical supplies
Medicare physicians
Money Management – Bill Payer Assistance
Not currently tracking
Not currently tracking this information
Public Assistance Programs
Received requests for assistance transferring in and out of state with services and benefits
Transportation and financial assistances
Transportation- Legal referrals
Veteran Services
Veterans Services
Volunteer Opportunities, case management, hospice, money management, legal services, tax information and other insurance.
We are currently not track this information
We are currently not track this information
We are currently not track this information

20 (a).How frequently do consumers ask about the following? For each, indicate “frequently,” “sometimes,” “infrequently”, or “never.” Advanced directives

Specify Other
We are currently not track this information
We are currently not track this information
We are currently not track this information
We are currently not track this information
We are currently not track this information
We are currently not track this information
community supports
County and local programs
Dental , Vision and Hearing assistance
Did not specify
Do not currently track this information
Do not currently track this information
Guardianships- skilled nursing care, and assisted living (frequently)
Home repair; Housekeeping, long term care facility information, family issues
homemaker services
Job coaching
Legal-care giver agreements
Medication information
Roof repair vision, dental
Transition for students
We are currently not track this information
We are currently not track this information

26 (a) What is the number of individuals who were assisted with transition from hospital through formal care transitions intervention in this ADRC program service area this reporting period by participating hospital?

Name of Hospital 1
South Peninsula Hospital
Bartlett Regional Hospital
Summit Healthcare
John C Lincoln North Mountain
Carondelet St. Joseph's
Mt. Graham
Baxter Regional Medical Center
Sharp Rehabilitation Hospital
Sierra Nevada Memorial Hospital
Riverside County Regional Medical Center
CPMC
Yale New Haven Medical Center
Georgetown Hospital
Florida Hospital System
Southeast GA

26 (a) What is the number of individuals who were assisted with transition from hospital through formal care transitions intervention in this ADRC program service area this reporting period by participating hospital?

Name of Hospital 1
Medical Center of Central Georgia
Newton Medical Center
Tanner Health System
Mayo Health Systems of Waycross
Hilo Medical Center
Kauai Veterans Memorial Hospital
Maui Memorial Medical Center
Kootenai Health
Presence Health
Parkview Noble
Reid Hospital
Wishard and Eskenazi
Daviess Community Hospital
Clark Memorial Hospital
IU Health Ball Memorial
St. Joseph Regional Medical Center - Mishawaka
St. Mary's Medical Center
Unity Point Allen Hospital
unknown
Bi-state Care Transition Program starts May 2013
Owensboro Medical
Richland Parish Hospital
Eastern Maine Health Care; TAMC
Maine Medical Center
Mid Coast Hospital
Peninsula Regional Medical Center
Anne Arundel Medical Center
Howard County General Hospital
Meritus Medical Center
Atlantic General Hospital
St. Anne's Hospital
Berkshire Medical Center
Anna Jaques
UMass
Faulkner
Union Hospital
Wing Memorial
Norwood Hospital
Winchester
Lawrence Memorial Hospital
Beverly Hospital
Beverly Hospital
Cambridge Hospital
Leonard Morse Hospital
University
Henry Ford Macomb Hospital - Clinton Township Campus

26 (a) What is the number of individuals who were assisted with transition from hospital through formal care transitions intervention in this ADRC program service area this reporting period by participating hospital?

Name of Hospital 1

Lakes Region General Healthcare
NA
Cheshire Medical Center and Dartmouth Hitchcock Keene
Cape Regional Medical Center
Underwood Memorial Hospital
St. Joseph's Hospital - Paterson
Auburn Community Hospital
WCA
Lewis County General Hospital
Orleans Community Hospital
Cayuga Medical Center
Presbyterian
UNC Hospital
Angel Hospital
Northern Hospital
Wake Med-Raleigh
Fairfield Medical Center
Kettering Medical Center
SEORMC
Akron City Hospital
Samaritan
Mercy/St. Vincent9s
Fairfield Medical Center
Holzer Medical Center
Mercy Health (includes The Jewish Hospital and Mercy Fairfield)
St. Ritas Medical Center
Sacred Hear River Bend
Salem Hospital
Lebanon Community Hospital
Harrisbug- Holyspirit- Pinnacle
Excelsa Westmoreland
Johnson City Medical Center
Vanderbilt Univ.Med. Center
Erlanger Health System
Scott and White Memorial Hospital
3 Tenet Hospitals
Memorial Hermann Katy
Texas Health Harris Methodist Hospital Fort Worth
Clinch Valley Medical Center
Restricted Information
Lynchburg General
Smyth County Community Hospital
Riverside Shore Hospital
Indian Path Medical Center
Lewis Gale Pulaski Community Hospital
Novant Medical Center Prince William

26 (a) What is the number of individuals who were assisted with transition from hospital through formal care transitions intervention in this ADRC program service area this reporting period by participating hospital?

Name of Hospital 1

Southampton Memorial

Augusta Health

Providence Sacred Heart Medical Center

Peace Health St. Joseph Hospital

Yakima Valley Memorial Hospital

Aurora Medical Center

Mayo Clinic Health System

26 (b) What is the number of individuals who were assisted with transition from hospital through formal care transitions intervention in this ADRC program service area this reporting period by participating hospital?

Name of the Hospital 2

Little Colorado
John C Lincoln Deer Valley
Carondelet St. Mary's
North AR Regional Medical Center
Rady Children Hospital
Desert Regional Medical Center
Howard University
Clearview Regional Medical -Center
Piedmont-Newnan
Coffee County Regional Hospital
Bonner General
Parkview Randallia
Fayette Memorial Hospital
Veterans Administration Medical Center
Good Samaritan Hospital
St Vincent Anderson Regional
Elkhart General Hospital
Deaconess Hospital
Covenant Medical Center
unknown
Henderson Methodist
N/A
Cary Medical Center
Southern Maine Medical Center
Miles Memorial Hospital
McCready Memorial Hospital
Morton Hospital
Holy Family
St Vincent's
North Shore medical Center- Salem Hospital
UMASS Medical
Metrowest Framingham
Melrose Wakefield Hospital
Addison Gilbert Hospital
UMASS Memorial
William Beaumont Hospitals – Troy Campus
NA
Shore Memorial Hospital
St. Joseph's Hospital – Wayne
Brooks
Carthage Area Hospital
Carolina Medical center
Hugh Chatham Memorial
UNC
Good Samaritan Hospital
Union Hospital

26 (b) What is the number of individuals who were assisted with transition from hospital through formal care transitions intervention in this ADRC program service area this reporting period by participating hospital?

Name of the Hospital 2

Akron General Hospital
Med-Central Mansfield
UTMC
Marietta Memorial Hospital
Southern Ohio Medical Center
The Christ Hospital
Albany General Hospital
Excelsa Latrobe
Indian Path Medical Center
University Medical Center
Metroplex Healthcare
2 HCA Hospitals
CHRISTUS St. Catherine
Texas Health Harris Methodist Hospital Hurst-Euleless Bedford
Buchanan General Hospital
Restricted Information
Johnston Memorial Hospital
Lonesome Pine Hospital
Sentara Medical Center Northern Virginia
Leigh –Sentara
Providence Holy Family Hospital
Skagit Valley Hospital
HCA Regional
Holy Family Memorial Medical
Sacred Heart Hospital

26 (c) What is the number of individuals who were assisted with transition from hospital through formal care transitions intervention in this ADRC program service area this reporting period by participating hospital?

Name of the Hospital 3
Scottsdale Healthcare Osborn
CHVI
Northwest Health Systems - Springdale
Scripps Health- Sharp HealthCare and UCSD Health System
Sibley Hospital
Upton Regional
Bacon County Hospital
Rushville Hospital
Methodist
unknown
N/A
York Hospital
Pen Bay Hospital
Charlton Memorial
Lawrence General
Marlborough
Metrowest Natick
Whidden Hospital
McLaren - Oakland
Forsyth Medical Center
Miami Valley Hospital
Trinity Health Care System
Aultman Hospital
Knox Community
Adena Medical Center-Holzer Health System-Southern Ohio Medical Center
Adena Regional Medical
University Hospital and Clinton Memorial
Excelsa Frick
Sycamore Shoals Hospital
Trousdale Medical Center
Hamilton Healthcare
Texas Health Arlington Memorial
Russell County Medical Center
Restricted Information
Kootenai Medical Center
Kennewick General
St. Joseph's Hospital

42. Please list LTSS programs and HCBS waivers (e.g. aged and disabled, MR/DD) that individuals are enrolled in.

1. CCSP-Community Care Services Program-elderly and/or functionally impaired or have disabilities.
2. SOURCE-Service Options Using Resources in Community Environment-primary enhanced case management under elderly and disabled waiver. Serves blind- aged- disabled who are SSI eligible.
3. ICWP-Independent Care Waiver Program-for Medicaid recipients who have severe physical disabilities- are between the ages of 21-64.
4. NOW-New Options Waiver and COMP-Comprehensive Supports Waiver Program-for people who have

42. Please list LTSS programs and HCBS waivers (e.g. aged and disabled, MR/DD) that individuals are enrolled in.

developmental or intellectual disabilities. 5. GAPP-Georgia Pediatric Program--specialized skilled nursing services to medically fragile members with a current Individualized Family Service Plan- age birth to 3 years of age. 6. MFP-Money Follows the Person-helps people living in nursing homes and ICF-MR facilities to transition and resettle in to a community setting. 7. Older Americans Act programs Homemaker Home-delivered meals Congregate meals Caregiver Support Respite Personal support services

1. CCSP-Community Care Services, Program-elderly and/or functionally impaired, or have disabilities.2. SOURCE-Service Options Using Resources in Community Environment-primary enhanced case management under elderly and disabled waiver. Serves blind- aged- disabled who are SSI eligible.3. ICWP-Independent Care Waiver Program-for Medicaid recipients who have evere physical disabilities- are between the ages of 21-64.4. NOW-New Options Waiver and COMP-Comprehensive Supports Waiver Program-for people who have developmental or intellectual disabilities.5. GAPP-Georgia Pediatric Program--specialized skilled nursing services to medically fragile members with a current Individualized Family Service Plan- age birth to 3 years of age.6. MFP-Money Follows the Person-helps people living in nursing homes and ICF-MR facilities to transition and resettle in to a community setting.

1915C HCBC Waiver LTSS Programs: Assisted Living Facilities- Residential Care Facilities- Adult Foster Homes- Relative Adult Foster Homes- In-home Services

A L Waiver FSW Waiver

AD- HCBS

ABI Waiver

ABI waivers- PCA waivers- DD- aged and disabled waivers.

ABIF rail elder Rolland

Act 150 - Under 60 and Over 60OBRAIndependence Waiver Agency with Choice MFP Commcare Autism AIDS Waiver, Attendant Care Waiver, Consolidated Waiver for Individuals with MR

Act-150IndependenceOBRACommcareAttendant Care Autism

Actual numbers can be obtained from DPW. They track this information.

Actual numbers can be obtained from DPW. They track this information.

ADRC of Southeast Michigan is not currently operational. We are currently in emerging status and anticipate beginning to provide IA in Summer- 2013.

Adult Day Care, Care Coordination for Elderly Virginians 1Congregate Nutrition Disease Prevention/Health Promotion Elder Abuse Emergency Home Delivered Nutrition Homemaker III-E Adult Day Care – Respite III-E Homemaker – Respite III-E Individual – Counseling III-E Info Referral/Assistance - AAIII-E Personal Care – Respite III-E Transportation – AA Information and Referral/Assistance Legal Assistance Local AAA Personal Care Transportation

Adult Day Care Coordination for Elderly Virginians 2CheckingCongregate Nutrition Disease Prevention/Health Promotion Elder Abuse Emergency Home Delivered Meals - Fee for Service Home Delivered Nutrition Homemaker III-E Homemaker – Respite III-E Info Referral/Assistance - AAIIE Personal Care – Respite Information and Referral/Assistance Local AAA Personal Care Respite Homemaker Transportation Information on the number of persons enrolled in Medicaid and residing in institutions in MEOC's service area is available at the state level.

Adult Day Health Adult Foster Care Day Habilitation Durable Medical Equipment/Oxygen Respiratory Early Intervention Group Adult Foster Care Home Health Hospice Independent Nursing Orthotics Prosthetics Personal Care Attendant Targeted Case Management

Adult Foster Care (AFC)Community Attendant Services (CAS) Community Based Alternatives (CBA)Client Managed Personal Attendant Services (CMPAS)Day Activity and Health Services (DAHS)Emergency Response Services (ERS)Family Care (FC) ServicesHome Delivered Meals Services (HDM)Hospice Services In-Home and Family Support Program (IHFSP)Medically Dependent Children Program (MDCP)Primary Home Care (PHC)Residential Care (RC) Special Services to Persons with Disabilities (SSPD)

Advantage Waiver

Aged Disabled Waiver

Aged Disabled Waiver Program Traumatic Brain Injury Waiver CHOICE

42. Please list LTSS programs and HCBS waivers (e.g. aged and disabled, MR/DD) that individuals are enrolled in.

Aged Disabled Waiver Choice SSBG Title III
Aged Disabled Wavier- CHOICE- Older Americans Act- SSBG
Aged Disabled High/Highest Needs Moderate Needs
Aged and Disabled Waiver Traumatic Brain Injury Waiver CHOICE in-home services SSBG in-home services Title III family Caregiver services SSBG and title III home delivered meals
Aged and Disabled
Aged and Disabled and Traumatic Brain Injury Medicaid Waivers. CHOICETIII programs Social Services Block Grant
Aged and Disabled Medicaid Waiver- CHOICE- SSBG- TIII
Aged and Disabled- MR/DD are both administered through State Medicaid Agency- Delaware Medicaid and Medical Assistance (DMMA).
Aged and Disabled- Traumatic Brain Injury- CHOICE- SSBG
Aged and Disabled Waiver- TBI Waiver
Aged and Disabled Waiver, DD Waiver, Information and Assistance Care, Coordination Nutrition Services Homemaker Services Personal Care Services, Transportation, Legal Services, Respite Services, Health Screenings, Elder Abuse Prevention, Long Term Care , Ombudsman Caregiver Information- Referral and Support Housing Services
Aged and Disabled waivers and Traumatic Brain Injury waivers
Aged and disabled. ADRC's do not have access or the ability to track what the use of LTSS programs in the counties we serve.
Aged and Disabled MR/DD
Aged/Disabled Note: Information provided in question 41 was an estimate based on numbers provided in SART 2011 plus 5% increase
Aging Waiver Independence Waiver Under 60 ACW
Aging Waiver- Comm Care Waiver- Independence Waiver- Attendant Care Waiver- OBRA Waiver- Act150 for under and over age 60- Home Support Services for over and under age 60- MR Waiver- Options Services including: Homemaker Service- Personal Assistance Service- Transportation Services- Family Caregiver Program.
Aging Waiver- Consolidated Waiver- PFDS waiver- Options/Lottery- Family Caregiver Support Program (state)- Family Caregiver Support Program (federal)
Aging Waiver- Independence Waiver- COMMCARE Waiver- AIDs Waiver- Attendant Care Waiver- OBRA Waiver- LIFE/PACE/LTCCAP Program. ACT 150 Program. NON Medical Assistance Programs: Aging Block Grant Services.
Aging Waiver- Under 60 Waiver- options
Aging Waiver ,Attendant Care COMMCARE Independence Waiver, OBRALIFE Community BCOA Options Program
Aging Waiver Options Family Caregiver Support Program
Aging; IDD
Aging MR/ID options
AHCCCS (Medicaid) has a 1115 waiver. Other programs are OAA Title III funded programs- Eldervention-ombudsman consultation- legal services
Alabama Cares Program (National Caregiver Program)Frail Elderly and Disabled Medicaid Waiver Program HIV/AIDS Medicaid Waiver Program In-home Services Program Ombudsman Program Residing in institutions is unknown. Other Public LTSS programs is unknown.
All cluster 1 and 2 services funded with APC dollars including assisted transportation- care management- adult day social and medical MOW- congregate meals- housekeeping/HHA- nutrition counseling- and in-home CG education. The total unduplicated clients is 5-984. Cluster 3 services funded with APC dollars including transportation- senior center services- mental health- legal services- housing assistance - APS services- health EASE services- friendly visitor/telephone reassurance- and residential maintenance. The total of unduplicated clients is estimated to be 1-945. 10 Veterans are enrolled in the VDHCBS during the reporting period. 219

42. Please list LTSS programs and HCBS waivers (e.g. aged and disabled, MR/DD) that individuals are enrolled in.

people were enrolled in JACC during the reporting period. 77 were enrolled in PEER funding.
All numbers listed in #42 are for Aging only. Other Core partners will not provide numbers for statistics. 151 consumers are in the Aging Waiver program.1313 consumers receive other LTSS services through Aging:522 Meals144 Family Caregiver program153 Options services (Personal care)37 Personal Emergency response units 250 assessed for Level of care18 recertified for Personal Care home or Domiciliary Care94 assessed for community servcies64 protective services reports of need8 representative payee consumers
Alzheimer Assisted Living Waiver, Day Support Waiver, Elderly or Disabled with Consumer Direction (EDCD) Waiver, HIV/AIDS Waiver, Individual and Family Developmental Disabilities Services Waiver, (IFDDS)Mental Retardation/Intellectual Disability (MR/ID) Waiver, Program for All-Inclusive Care for the Elderly (PACE)Technology Assisted Waiver
Apprise MH/IDA sersa Care Hospice VNAARCAAACRI
As stated in the other local level report for SLL and MN Help- this information is to cumbersome to pull from the MMIS system and therefore we are not able to provide it for the reporting period.
ASC refers all HCBS waiver enrollment is maintained at DADS State level. CBA â€“ Community Based Alternatives MDCP Medically Dependent Children’s Program CLASS’s Community Living Assistance and Support Services DBMD - Deaf Blind with Multiple Disabilities HCS’s“ Home and Community-based Services TxHml“ Texas Home Living Waiver The STAR+PLUS program - a Medicaid Waiver program through the Texas Health and Human Services (HHSC) - provides services through a managed care system.
Assisted Living Waiver-PASSPORT Waiver-Care Coordination Program-HDM-Senior Dining Program-Senior Farmers Market Nutrition Program-Find A Ride
At the moment Lower Rio Grande Aging and Disability Resource Center does not perform Public LTSS Program enrollment. They are referred out to partnering agencies and no formal data is being shared by the partners at this time.
Attendant Care Waiver- COMMCARE Waiver- Independence Waiver- OBRA Waiver- 0192 (AIDS) Waiver- Act 150 Attendant Care Program- Aging Waiver. PDA HCBS Services (OPTIONS- Caregiver Support Program - federal and state- Home Delivered Meals- etc.)- Nursing Home Transition Under 60 and over 60.
Autism Waiver Service Coordination Individual and Family Support Resource Coordination Respite Care Transitioning Youth with Disabilities Medical Assistance Waiver for Older Adults Long Term Care Ombudsman Program Adult Evaluation and Review Services Home Care/In Home Aide Services Social Services to Adults Senior Nutrition Program Adult Foster Care Unit Adult Public Guardianship Senior Mental Health Program Senior Assisted Living Group Home Subsidy
Barren River Consumer Directed Options is an HCB waiver.
Cap DA Innovations Waiver Adult Day Care Home and Community Care Block Grant Funds including nutrition-transportation- senior center- Home Delivered Meals- etc. Personal Care Services Adult Care Homes Family Care Homes Nursing Facilities Summit Support Services Home Health
CAP/DA (Community Alternatives Program for Disabled Adults)NC Innovations Waiver (formerly Community Alternatives Program for People with I/DD)CAP-C (Community Alternatives Program for Children)Special Assistance Special Assistance-In Home
Care Coordination for Elderly Virginians 1Care Coordination for Elderly Virginians 2Care Transitions Congregate Nutrition Disease Prevention/Health Promotion Emergency Home Delivered Nutrition III-E Adult Day Care – Respite III-E Info Referral/Assistance - AAIII-E Other - SSIIE Personal Care – Respite III-E Transportation – AA Information and Referral/Assistance Local AAA Local Contact Agency MDS 3.0Options Counseling Personal Care S.O.S. Referrals S.O.S. Service Implementations Socialization/Recreation Transportation Virginia Insurance Counseling and Assistance Program
Case Management; Adult Protective Services- Congregate and Home Delivered Meals; Transportation; Dementia Care Specialist- National Family Caregiver Support and Alzheimer's Family Caregivers Support Managed Care Programs: Family Care- Partnership and IRIS
CCSP -SOURCE- ICWP- GAAP- HCBS- SOURCE- MR
CCSP- SOURCE- ICWP- MR/NEW- Community Habilitation- GAPP private duty- GAPP Day Care- Title III HCBS non- Medicaid - Caregiver- HDM- Nutrition- transportation- case management

42. Please list LTSS programs and HCBS waivers (e.g. aged and disabled, MR/DD) that individuals are enrolled in.

CCSP-Community Care Services Program - elderly and/or functionally impaired or have disabilities SOURCE - enhanced case management under elderly and disabled waiver ICWP - Medicaid recipients who have severe physical disabilities and are between 21 and 64NOW - waiver program for people who have developmental or intellectual disabilities GAPP - specialized skilled nursing services to medically fragile members with current individualized family service plan- birth to 3 years MFP - helps people living in the nursing homes and ICF-MR facilities to transition and resettle in a community setting Older American's Act - homemaker- home-delivered meals- congregate meals- caregiver support- respite- personal support services

CCSP-Community Care Services Program-elderly and/or functionally impaired or have disabilities. SOURCE-Service Options Using Resources in Community Environment-primary enhanced case management under elderly and disabled waiver. Serves blind- aged- disabled who are on SSI. CCSP and SOURCE are combining into one waiver program. ICWP-Independent Care Waiver Program-for Medicaid recipients who have severe physical disabilities- are between the ages of 21-64.NOW-New Options Waiver and COMP-Comprehensive Supports Waiver Program-for people who have developmental or intellectual disabilities. GAPP-Georgia Pediatric Program-specialized skilled nursing services to medically fragile members with a current Individualized Family Service Plan- age birth to 3 years of age. MFP-Money Follows the Person-helps people living in nursing homes and ICF-MR facilities to transition and resettle into a community setting.

CDO Waiver Homecare Services Adult Day Care Services

CDO with HCB waiver Older Americans Act Home Community Based Service State Funded Adult Day-Homecare- Participant Centered Assistance Program- KY Caregiver for Grandparents Ombudsman ADRC Senior Centers

CFC - Choices for Care Home and community based Long Term Care Medicaid Waiver Program- offer individuals choice of setting to receive long term care services - home- another's home- residential care home- nursing home - soon to include Adult Family Care homes. Participants have choice of provider agencies or can choose to self- or surrogate direct care. VIP - Veteran's Independence program - contract with state VA- AAA's and local financial management agency to provide home based services to 30 qualified veteran's in the state. Services are self-directed or can use a surrogate or agency to provide the in-home care services. Funds allocated can be used to purchase goods and services to help the veteran remain at home .Developmental Disabilities Waiver program serves individuals with intellectual limitations. Traumatic Brain Injury Waiver Participant Directed Attendant Care service/Attendant Services Program Meals on Wheels/Congregate meals programs Healthy Living programs SASH Community Health Teams

CHCPEDMHASDDSCHCPE - Under 65 - waiting list

CHOICE- SSBG- TIII- HDM- TIIIE NOTE: We have no knowledge of average number of individuals enrolled in Medicaid residing in Area IV

CHOICES - TennCare - Medicaid Waiver Nutrition Programs Homemaker Personal Care Respite National Family Caregiver Program Options for Community Living

CHOICES (aged and disabled)MR/DD

Choices for Care home based services Choices for care flexible choices Moderate needs program Enhanced residential care program Nursing home services

Choices for Care Program

Choices for Care: Home Based Enhanced Residential Care Flexible Choices Moderate Needs Group for Homemaking

Choices for Care Traumatic Brain Injury waiver Children's Personal Care services Choices for Care/Flexible Choices Attendant Services Program

Choices for Independence- Home and Community Based Care for the elderly and chronically ill

Choices for Independence Waiver- HCBC-Elderly and Chronically Ill

Choices for Independence Waiver- HCBC-Elderly and Chronically Ill.

Choices for Independence Waiver- HCBC-Elderly and Chronically Ill

Choices HCBS Program

Choices in Long Term Care

Choices/Waiver Home Care Basic/Waiver Enhanced Community Options Program Respite/Over Income Home

42. Please list LTSS programs and HCBS waivers (e.g. aged and disabled, MR/DD) that individuals are enrolled in.

Care Basic/Non Waiver Veterans Plus Personal Care Assistant Senior Care Organizations
Chore Home Delivered Meals Congregate Meals Transportation Legal Assistance Information Assistance Residential Repair and Renovation Caregiver Access Assistance Caregiver Counseling/Support Groups/Caregiver Training Caregiver Respite Care CCEVP 2Volunteer Programs Emergency Fee for Service - Home Delivered Meals Respite Other Respite Personal care, Care Transitions Intervention Program Ombudsman Guardianship Health Information and Education SMP Home Health Personal Care Adult Day Care and Assisted Living-Habilitation Self-Directed Personal Assistance Intellectual Disability (ID) waiver Day Support waiver Individual and Family Developmental Disabilities Support waiver (IFDDS waiver)Elderly or Disabled with Consumer Direction waiver Technology Assisted (Tech) waiver
CIP 1A- CIP 1B- CIP 1BL- CIP 1B ICF-MR- CIP 1B COP Match- CIP II- CIP II Diversion- CIP II Relocation-COP Waiver- Brain Injury Waiver
Colts C Waiver PACDP CoMi Via Self Directed Med Fragile DD Waiver HIV
Community Based Alternatives- In Home and Family Support Program- Medicare Savings Program- Extra Help
Community Care Services Program Waiver Source Waiver SSI only Independent Care Waiver Program NOW - MR/DDCOMP - MR/DD
Community Care Services Program Independent Care Waiver Program Mental Retardation/New Options Comm Habilitation/Comp Sup SOURCEGAPP In-home Private Duty Nursing GAPP-Medically Fragile Daycare
Community Long Term Care- LIS- Head and Spinal Cord Injury. Mental retardation and related disorders- HIV waiver- ABD
Consolidated Waiver (ID)Person/Family Directed Services Waiver (ID)Attendant Care Waiver (Under 60 Physical Disability)Act 150 (Under 60 Physical Disability)Options (60+)Life Programs (55+)Aging Waiver (60+)Independence Waiver (Under 60 Physical Disability)COMCARE Waiver (TBI)AIDS Waiver HSDF Homemaking Services (18-59)
Consumer Directed Option/waiver State Funded Homecare Program Adult Day Care Senior Centers National Family Caregivers Support Program Ombudsman SHIP Legal Assistance Chronic Disease Self-Management programs, Elder Abuse Prevention
COPCOP Waiver Money Follows the Person Demonstration, CIP IICIP II Community Relocation, CIP IBCIP IA Brain Injury Waiver
CT Homecare Program for Elders waiver. Acquired brain injury waiver, Personal Care Assistance waiver, Dept. of Developmental Disabilities individual and family supports waiver, Dept. of Developmental Disabilities Comprehensive waiver, Katie Beckett Waiver, WISE waiver through Dept. of Mental Health and Addiction Services, CT Homecare Program for Elders (state funded portion)CT Homecare Program for Disabled Adults (state funded (only 50 slots statewide), Alzheimer's Respite Program (state funded)National family Caregiver Support Program (Title III E)
Data is not shared with AAA/ADRC
Developmental Disabilities Services Program
Do not have access to this information
Due to the complexity in pulling this data from MMIS- managers have asked us to not make this request of the limited staff with this skill set.
ED Waiver
ED Waiver Alabama Cares
ED Waiver HIV Waiver Alabama Cares/Caregiver Support Program Senior Companion Homemaker Services Home Delivered Meals
ED Waivers- Homemaker Services; Alabama Cares/Caregiver Support Program; Home Delivered Meals;
EBD Wavier (age18-64)- EBD (age 65+)- DD- supportive living services- Brain Injury- LTC Medicaid
EDCD Waiver Medicaid Non-emergency Medical Transportation Home delivered Meals Non=Medicaid Personal Care Services Non-Medicaid Homemaker Services Non-Medicaid Respite Care Transportation Assistance
Elderly Disabled Medicaid Waiver530 Medicaid Waiver
Elderly and Persons with Disability Waiver and Medicaid

42. Please list LTSS programs and HCBS waivers (e.g. aged and disabled, MR/DD) that individuals are enrolled in.

elderly waiver
Elderly Waiver Ill and Handicap Waiver Brain Injury HIV/AIDS Physical Disability Long Term Care Insurance Medicare, Medicare Part D, Medicare Savings Program, Other, NOTE: This agency is not able to track all the data asked for above. This is a State program and this agency is not privy to other agency information.
Family Care and IRIS
Family Care- Family Care Partnership- PACE and IRIS
Family Care- IRIS
Family Care- IRIS-
Family care- IRIS- Partnership- SSI Managed care
Family Care MCO – Northern Bridges Self Directed Supports - IRIS
Family Care- PACE- Partnership- IRIS
Family Care- Partnership and IRIS
Family Care- Partnership and IRIS
Family Care serving aged- physically disabled and developmentally disabled IRIS waiver serving aged- physically disabled and developmentally disabled
Family Care -Western Wisconsin Cares Managed Care Organization IRIS (Include Respect I Self Direct) Self Directed Supports Waiver Alzheimer's and Family Caregivers
Family Care/IRIS
Family Care, Family Care Partnership IRIS
Family Caregiver Support Program Memory Care and Wellness Services RDA DChronic Disease Self-Management Care Transitions Lifespan Respite Kinship Caregivers Reverse Mortgage Counseling Military Services Navigator Title XIX Case Management Medicaid Personal Care
Family Care IRIS
Family Care IRIS
Family Care IRIS
Family Care IRIS
Family Care IRIS
Family Care IRIS (Include Respect I Self Direct)Medicaid Card Services
Family Care Partnership IRIS
Family Care Partnership IRIS - Self-directed support
Family Care Partnership IRISPACE SAIL
Family Care- Partnership- IRIS- National Family Caregiver Support Program- Alzheimer Family Caregiver Support Program- Supportive Home Care
FE- TBI- PD
FEW; SHC; ECOP; Choices; Options counseling; Transitions Coaching; AFC; GAFC; PCA
Food stamps ANDOAP Medicare Savings Program Medicaid Home Care Allowance EBD Waiver CMHS Waiver LEAP Housing Applications CSBG Low Income Subsidies- Medicare Social Security Rent- heat and rebate for question 41 and 43: KDADS will send the information to Lewin directly.
Frail Elder Waiver; Money Follows the Person
Frail Elder Waiver Money Follows the Person Waiver
Frail Elder Waiver Program for All Inclusive Care of the Elderly Senior Care options PCA program State Homecare program Adult Family Care Group Adult Foster Care
Frail Elderly Physically Disabled Traumatic Brain Injury ID/DD Autism Senior Care Act Older Americans Act
Global Options
Global Options (GO)- Statewide Respite (SWR)- Jersey Assistance for Community Caregivers (JACC)- Homemaker Program
Global Options and JACC (Jersey Assistance Community Caregiving)
Global Options and JACC program. To further explain question # 41:Over last 6 months :Per month (25 GO non-AL)Per month (8 GO-AL)Per month (3 JACC)

42. Please list LTSS programs and HCBS waivers (e.g. aged and disabled, MR/DD) that individuals are enrolled in.

Global Options for Long Term Care Jersey Assistance for Long Term Care
GLOBAL OPTIONS/JACC/ASSISTED LIVING
Global Options Meals on Wheels Congregate Nutrition Program Legal Services Skyland's Ride Assisted Transportation Home Health Services Health Prevention Services
Go - Global Options Waiver JACC SRP Statewide Respite Program
GOJACC/PACEMFP Congregate Housing Statewide Respite
Hawkeye Valley AAA ADRC Options Counselors assist clients in applying for Medicaid or the home and community based waiver programs. Options Counselors do not make financial eligibility determination for any of the public assistance programs. The waiver programs can take 1 month to 18 months for a person to be approved and is determined at the state Department of Human Services. The local ADRC does not have the ability to capture all current enrollment levels outside of the ADRC and Section Q. This is a state system and not determined on the local level.
HCBS - Brain Injury HCBS - EBD/HCBS - CMHS (Mental Illness) HCBS - AIDS Long Term Home Health Only HCA Adult Foster Care CDASS
HCBS - In home Services HCBS - EHRS Services HCBS - Adult Day Services HCBS - Personal Assistant Program Medicare Part D/LIS/MSP/MFP/VIP Caregiver Support
HCBS Medicaid Waivers include: Community Care Services Program Medicaid Waiver Source Medicaid Waiver Independent Care Medicaid Waiver New Options Waiver Comprehensive Waiver Georgia Assistance Pediatric Program Waiver LTSS programs include: Case Management Congregate Meals Home-Delivered Meals Homemaker Services Caregiver Material Aid Personal Care Services In-home Respite Care Services*These services are funded through the Older Americans Act and State of Georgia funding.
HCBS Medicaid Waivers including: Aging- Independence- Attendant Care- Act 150- autism-etc. Also includes consumers served through Lottery dollars.
HCBS waiver (aged and disabled)Nursing Facility Long Term Care. We do carry the Medicaid case for clients who are enrolled with DD services however we do not do the service portion and do not have the numbers of those clients.
HCBS Waiver: Global Options- the # listed is only for those cases managed at the Middlesex County Office of Aging Disabled Services. (There are multiple agencies that do case management for Middlesex County GO clients- not tracked by this office.)Institutional Medicaid: Not tracked by this office. LTSS Programs: MCMAP- JACC- Statewide Respite Program
HCBS waiver, Michelle p waiver supports for community, living waiver , acquired brain injury waiver, brain injury trust program, personal care attendant program, KY Homecare Program Title III services, KY Grandparent Program ,KY Adult Day Program. Note for question 41: # of referrals is for NKADD/AAAIL only through the CDO program. It is unknown how many referrals are made to traditional providers in the NKY service area.
HCBS Waivers include Aged and Disabled and Traumatic Brain Injury. Other public LTSS programs include CHOICE- local grants- SSBG- TITLE-3- TITLE-3D- TITLE-3E- United Way
HCBS Waivers include: MR/DD (DD Basic- Basic Plus- Core and Community Protection) Waivers; 1915(c) waivers including Community Options Program Entry System (COPEs); Medically Needy Residential Waiver (MNRW); Medically Needy In Home Waiver (MNIW); and Medicaid State Plan 1915i. Other public LTSS programs include: HCBS; Family Caregiver Support Respite Services; OAA/State-Funded Case Management; Medicaid Personal Care; Managed Care LTSS; Money Follows the Person (RCL); Washington Roads (State-Funded MFP); Private Duty Nursing; State-funded bed hold; and State-only-funded Adult Day Health- Chore- and Adult Family Home. Institutional: Nursing Facilities and Residential Habilitation Centers (RHC=ICF/MRs).
HCBS-BI- HCBS-CMHS- HCBS-PLWA- HCBS-EBD- HCBS-SCI- HCBS-SLS- HCBS-DD- Supported Living Services- EBD- PACE- CDASS- HCA
HCBS-CES- HCBS-CHCBS- HCBS-DD- HCBS-EBD- HCBS-CMHS- HCBS-SLS- HCBS-BI- HCBS-PLWA- PCBS-PHW- HCBS-CDCE- HCBS-CWA- HCBS-CLLI
HCBS-EBD/HCBS-MI/HCBS-BI/HCBS-PLWA
Home and Community Based Services Texas Home Living Program
Home and Community Based Waiver Consumer Directed Option Michelle P Waiver, Consumer Directed Option,

42. Please list LTSS programs and HCBS waivers (e.g. aged and disabled, MR/DD) that individuals are enrolled in.

Supports for Community Living Consumer Directed Option acquired Brain Injury LTC Consumer Directed Option, Kentucky Transitions Waiver
Home and Community Based Waiver- Supports for Community Living Waiver- Michelle P Waiver- Money Follows the Person/Kentucky Transitions- Kentucky State Homecare Program- Adult Day Care- Title III Supportive Services- Title III Congregate Meals- Title III Home Delivered Meals- Title III Preventive Health- Kentucky Family Caregiver Program- National Family Caregiver Support Program- Senior Community Services Employment Program (SCEP)- State Health Insurance Assistance Program (SHIP)- Nursing Home Ombudsman Agency. Enrollment numbers only include clients served by BGAIL- no other providers (except for average number of individuals enrolled in Medicaid residing in institutions).
Home Care Allowance HCBS-EBDCDAS Plus HCBSHCBS MILTHPHW Eleven Nursing Facilities Fifteen Assisted Living Facilities
Home Community Based Care- Elderly Chronic Ill (ECI)---Public name: Choices for Independence
Home health aide, meals, case management personal response system supplies SME/DME
Homemaker Title XXHCBS Waiver (ADSD)PASS Homemaker program (WCSS)Representative Payee Home Delivered Meals Case Management Lifespan (respite)Medication Management Visiting Nurse HCBS Waiver for People with Disabilities (WIN)Energy Assistance Group Home Waiver (ADSD)
In Home Aid Service- Senior Care- Living at Home Waiver- Older Adults Waiver and Medical Assistance Personal Care Program
In Illinois there are the following programs: Medicaid Waiver for DD population Medicaid Waiver for 60 years of age and older Medicaid Waiver for people with disabilities. Medicaid Waiver for Medically Fragile/Tech Dependent Children Medicaid Waiver Program children with DD support Medicaid Waiver Program for children with DD residential Medicaid Waiver for Persons with Brain Injury Supportive Living Facility waiver Cash Counseling Program - this is not in our area limited areas in IL Money Follows the Person Choices for Care - assisting people before discharge from a hospital with their HCBLTSS and their institutional options Institutional: ICFICF/MR Inpatient Psych. Service for individuals under age 21Services for individuals 65 and older in an institution for mental illness, Skilled Care Nursing Facilities
Include- Respect- I Self-Direct (IRIS)Family Care Community Options Program Medicaid
INCOG AAA/ADRC assists with Medicare & "D" enrollments and State Health Insurance Assistance Program (SHIP) counseling. In Oklahoma- individuals still need to contact the individual service providers for almost every enrollment option.
Independence Waiver; Attendant Care Waiver; PDA Waiver; EPSDT Waiver. Drug Alcohol Programs.30
Independence Waiver, Obra Waiver, CommCare WaiverAct150, Attendant Care Waiver, Aging Waiver, Options Program, LIFE Program, Dom Care Nursing Home Transition Program ,Family Caregiver Support Program
Independence Waiver, OBRA Waiver, CommCare Waiver, Over 60 Waiver, HIVACT 150AutismEPSDTAttendant Care Lawrence County provides multiple different types of waivers. We provide most of the waivers that the state of PA offer.
Individuals in our area can be enrolled in several different LTSS programs/HCBS Waivers including- CBA- HCS- CLASS- DBMD- MDCP- TxHmL- and CAS.
Kansas Department of Aging and Disability services will provide state-wide numbers directly to Lewin.
KDADS will send the information to Lewin directly
LIFE-Program for All-Inclusive Care for the Elderly-2 per month Penn Care / Aging Block Grant- Options and Family Caregiver Support programs- 2 per month
Living At Home Waiver, Older Adult Waiver, Medical Day Care Waiver, Senior Care
LTSS- Lighthouse- FAIR and Medicaid Personal Care Programs HCBS- I/DD Waiver- Aged Disabled Waiver Program- TBI Waiver Program, Current wait lists are present for FAIR and Lighthouse Programs. The Aged Disabled Waiver Program started managed enrollment on December 5- 2011.
LTSS- Lighthouse- FAIR and Medicaid Personal Care Programs HCBS- I/DD Waiver- Aged Disabled Waiver Program- TBI Waiver Program, Current wait lists are present for FAIR and Lighthouse Programs. The Aged Disabled Waiver Program started managed enrollment on December 5- 2011.
LTSS- Lighthouse- FAIR and Medicaid Personal Care Programs HCBS- I/DD Waiver- Aged Disabled Waiver

42. Please list LTSS programs and HCBS waivers (e.g. aged and disabled, MR/DD) that individuals are enrolled in.

Program- TBI Waiver Program, Current wait lists are present for FAIR and Lighthouse Programs. The Aged Disabled Waiver Program started managed enrollment on December 2- 2011.
LTSS- Lighthouse- FAIR and Medicaid Personal Care Programs HCBS- I/DD Waiver- Aged Disabled Waiver Programs- TBI Waiver, Current wait lists are present for FAIR and Lighthouse Programs. The Aged and Disabled Waiver Program started managed enrollment on December 5- 2011.
LTSS- Lighthouse- FAIR and Medicaid Personal Care Programs HCBS- I/DD Waiver- Aged Disabled Waiver- TBI Waiver Program, Current wait lists are present for FAIR and Lighthouse Programs. The Aged Disabled Waiver Program started managed enrollment on December 5- 2011.
LTSS: Older Americans Act Social Service Block Grant CHOICE - state funded program HCBS Waivers: Aged and Disabled Traumatic Brain Injury. Does NOT include the MR/DD waivers. We do not have access to that information. We also cannot access the number of Medicaid funded individuals in institutions- so that is blank.
MAABD- COPE- CHIP- Congregate Meals- Housing- Medicaid- Medicare Savings Program (MSP)- Low Income Subsidy (LIS)- SNAP/Food Stamps
Mass Health MA PCA program, subsidized housing congregate housing, peer support groups, individual skills training, peer counseling, ADA Para transit or COA rides Meals on Wheels, ABI waiver, ATLPHMLPSSAPVR program, IL program, Options program
Maui County Office on Aging does not serve individuals in public LTSS Program enrollments such as aged and disabled and MR/DD.
Medicaid - Quest Expanded Access for Aged Blind and Disabled Kupuna Care Title III Programs
Medicaid (general)Denali Kid Care Medicaid Waiver: Alaskans Living Independently (ALI): Adults w/Physical Disabilities (APDD) and Older Alaskans (OA)Medicaid Waiver: Children w/Complex Medical Conditions (CCMC)Medicaid Waiver: Intellectual and Developmental Disabilities (IDD)LTC (Nursing Home) Medicaid Adult Public Assistance (APA)Temporary Assistance Program General Relief Assistance (GRA)Chronic and Acute Medical Assistance (CAMA)Personal Care Attendant (Agency-based and Consumer Directed)Food Stamps State of Alaska Senior Benefits Nutrition and Transportation Services (Meals on Wheels- Care-a-van)Medicare Savings Program (QYMBY/SLMBY)E-mods TEFRA Senior In-home Services National Family Caregiver Support Program Adult Day Services Nursing Facility Transition Program Qualifying Income Trusts*Please note MiCIL (SAIL's data base) collects # of Medicaid recipients- not specifically # of waivers (question 41)
Medicaid 1115 waiver LTSS includes Medicaid and OAA
Medicaid 1115 waiver LTSS includes OAA Title III and Medicaid
Medicaid 1115 waiver OAA Title III
Medicaid 1115OAA Title III
Medicaid 1115OAA Title III
Medicaid 36Low-Income Subsidy 80Medicare Part D 259Food Stamps 57Parish Councils on Aging Serives 177Foster Grandparent Program 86Plus more
Medicaid Aged and Disabled Waiver TBI Waiver CHOICE SSBG Title III Title III-E
Medicaid Elderly Disabled Waiver program. Medicaid HIV/AIDS Waiver program. SenioRx: Partnership for Medication Access program. State Health Insurance Assistance Program (SHIP).Alabama Cares program. Aspiring Senior Adult Program. Meals on Wheels program. Senior Center program.
Medicaid Personal Care Adult Daycare
Medicaid Personal Care COPES Family Caregiver Support Program (Respite and house-keeping and errands)
Medicaid Waiver for Older Adults; Senior Care; Subsidy; Senior Inclusion Program; Caregiver Support.
Medicaid Waiver for Older Adults Senior Care Senior Assisted Living Group Home Subsidy
Medicaid waiver of Louisiana
Medicaid Waiver- Under and Over 60 programs, Private Duty Nursing programs under and over 60Home and Community Based Services Program, Independent Housing Service Program for over and under 60
Medicaid waiver, Elderly and Disability waiver
Medicaid OAASCSAFCSP Nutrition Transportation
Medical Alert systems, Home delivered meals, Congregate meals, Homemaker services, Life Coach

42. Please list LTSS programs and HCBS waivers (e.g. aged and disabled, MR/DD) that individuals are enrolled in.

Mental Retardation/New Options Wavier ---Community Care Services 734---SOURCE 1118--ICWP--SOURCE Case Management--1163Comm Habilitation/Compup Sup 449
MI Choice Waiver, Care Management Case Coordination and Support
MI Choice Waiver, HAB Support Waiver, Nursing Facilities, CMH Waivers
Money follows the person, Veterans Home Community Based CDSMPCT Home Care Program for Elders, Personal Care Assistant waiver, Traumatic Brain Waiver, Medicaid CT Money School Statewide Respite Program, National Family Caregiver Support Program COSTARR (care transitions)
MW AND ALW
N/A
N/A
Need to obtain information from Massachusetts Office of Long Term Care in Medicaid.
New Choices- Aging- Physical Disability- ABI- Community Supports
New Choices- Aging- Physical Disability- ABI- Community Supports
New Choices- Aging- Physical Disability- ABI- Community Supports
New Choices Waiver- Aging Waiver- Home Community Based Alternative- National Caregiver Support Program
NF waiver- DD waiver- HIV waiver- IHSS- home delivered meals- case management
NF/AH
NHTD waiver, TBI waiver, Medicaid SNAPHEAP Home delivered meals, Caregiver respite EISEP Medical day care Social day care Medicare Savings Program
NJ - Global Options for Long Term Care (Medicaid HCBS Waiver) NJ - Jersey Assistance to Community Caregiving OAA - Home Delivered Meals OAA - Housekeeping
NOWCOMP
Nursing facility waiver, IHSSMSSP Average monthly enrollment numbers for IHSS clients and individuals in Medicaid residing in institutions is not available. AIS implemented a new State system (CMIPS II) in September 2012. IHSS data is in new system
Nursing Home Transition Diversion Waiver ,Traumatic Brain Injury Waiver, Medicaid Personal Care
OAA funded services - Home Delivered Meals- Respite- Congregate Meals- Adult Day Health- Homemaker AssistanceCCSP (ABD)- ICWP- COMP/NOW (DD)- SOURCE (SSI/ABD); GAPP (Pediatric)
OAA Title IIIB- C and eState funded Options for Community Living HCBS Medicaid Waiver for the Elderly
Older Adult Waiver
Older Adult Waiver/Money Follows the Person Senior Care Guardianship Group Subsidy Housing Medical Assistance Personal Care
Older Adult Waiver Living at Home
Older Adult Waiver Medical Daycare Waiver Community Pathways Waiver Living At Home Waiver Medical Assistance Personal Care In near future: Options Counseling with Center for Independent Living Live Well Nutrition Program Living With Chronic Pain Program Living With Diabetes Program Healthy Fitness Center Community Transit Cecil County Senior Center Home Delivered Meals Assisted Living – Subsidy Caregiver Support Program SHIP - State Health Insurance Program SMP - Senior Medicare PatrolI A - Information and Assistance MAP - New Maryland Access Point - 2012-2013
Older Adult Waiver Senior Care Medicaid Medicare QMB/SLMB Living at Home Waiver?
Older Adults Waiver Day Habilitation/DD
Older Adults Waiver, Senior Care Home Delivered Meals Assisted Living Subsidy, In-Home Aide Services, Information Assistance, Health Promotion (Educational Programs)
Older Adults Waiver, The total of 59 is broken down to 38 residing in an Assisted Living Facility and 21 residing in their home.
Older American’s Act programs: Homemaker Home-delivered meals Congregate meals Caregiver Support Respite Personal support services _____HCBS Waivers1. CCSP-Community Care Services Program-elderly and/or functionally impaired or have disabilities.2. SOURCE-Service Options Using Resources in Community Environment-primary enhanced case management under elderly and disabled waiver.

42. Please list LTSS programs and HCBS waivers (e.g. aged and disabled, MR/DD) that individuals are enrolled in.

Serves blind- aged- disabled who are SSI eligible. 3. ICWP-Independent Care Waiver Program-for Medicaid recipients who have severe physical disabilities- are between the ages of 21-64. 4. NOW-New Options Waiver and COMP-Comprehensive Supports Waiver Program-for people who have developmental or intellectual disabilities. 5. GAPP-Georgia Pediatric Program--specialized skilled nursing services to medically fragile members with a current Individualized Family Service Plan- age birth to 3 years of age. 6. MFP-Money Follows the Person-helps people living in nursing homes and ICF-MR facilities to transition and resettle in to a community setting.

OPTIONS Family Caregiver Program Care Management

Our members are enrolled in NOW/COMP waiver programs.

Our service area remains under the old waiver system. I do not have current consolidated data on client numbers for this question but would anticipate having it for future surveys

PA HCBS Medicaid Waivers, (physical disabilities- developmental disabilities- autism- aging- etc.)PA Lottery-funded services, Private pay services

PACE- EDCD. We do not have access to the number who are enrolled each month in the EDCD program. ALL Care for Seniors (PACE program at AASC) averages enrolling 1 to 2 per month.

PAS Program- CHIP Waiver- Respite Care

Passport and ALW

PASSPORT HCBS Waiver, Assisted Living HCBS Waiver Caregiver Support Comcare Senior Community Services Block Grant

PASSPORT Home and Community Based Waiver - aged and disabled Assisted Living Waiver Program, Choices Waiver Program, Caregiver Support Program, Community Service Block Grant, Older American Act Funded Programs

PASSPORT Waiver – aged Assisted Living Waiver - aged and disabled, Choices Waiver – aged Senior Options Program, (aged- non-Medicaid) - 5000Senior Choices Program (aged- non-Medicaid) - 500

PASSPORT Waiver--Numbers included above Assisted Living Waiver--Numbers included above Ohio Home Care Waiver--Numbers included above Care Coordination Program--not able to include numbers Local Levy Programs--not able to include numbers

PDA- ACW- CSPPPD- ODP- Private Pay- Options Program- Home Delivered Meals- Family Caregiver Support- Medicare- Medicare PTt D- LIS – Extra help- MSP's thry DPW

PDA Waiver Aging Block Grant Services, Independence OBRA Waivers, CommCare Attendant Care Waiver, Act 150 Program, Adult Autism Waiver and Nursing Home Transition

PDA Waiver- Independence Waiver- CommCare Waiver, - Attendant Care Waiver- OBRA Waiver- Options-Family Caregiver Support Program

PDA waiver, Attendant CareCommCare Independence Act 150Consolidated Waiver for Individuals with Intellectual Disabilities, Infant- Roddlers and Families Waiver, Person/Family Directed Support Waiver, Options Program funded by the state department of aging

PDA Waiver, Options Care Management Guardianship Family Caregiver Support Obra Waiver Independence Waiver MA Waiver- Over 60Comm Care Waiver, Act 150Act 150/Over 60/PFDS Waiver/Consolidated Waiver

Personal Care Adult Day Health care Transition Coordination

Physical Disabilities Wavier New Choices Wavier, Traumatic Brain Injury Wavier, Tech Support Wavier, MR/DD Wavier

Please note- these are tracked by the Monroe County Department of Human Services Financial Assistance Division and data could not be pulled in the way the question was answered therefore entering data would skew total outcome of what you are requesting. Please contact Julie Allen Aldrich- Director- Monroe County Office for the Aging to discuss how/what information can be pulled from other agencies not under the ADRC in our community. Prior to submission of this report- I made several attempts to reach technical assistance for this report to try and identify how best to capture what we do and what is done in our community but separate and apart from our ADRC and NY Connects Program. Where we partner- monitor and collaborate- we do not own all of the data requested- nor is it tracked in the way requested. LTSS Programs and HCBS waivers for Monroe County include: Personal Care Assistance- Consumer Directed Personal Care Assistance- Chronic Care Medicaid (Nursing Home Services)- Traumatic Brain Injury (TBI Waiver).

42. Please list LTSS programs and HCBS waivers (e.g. aged and disabled, MR/DD) that individuals are enrolled in.

Public LTSS: Home Care Allowance- Adult Foster Care HCBS: SLS- DD- EBD- CMH- PLWA- Children's
Question 41: KDADS will send this information directly to Lewin Group Question 42:HCBS-FEHCBS-PDHCBS-TBISenior Care Act-Kansas State funded Older Americans Act-Federal funded
reflects only WOA
Senior Care IHAS Respite IIIB IIIE Pathways Attendant Care MAPC Older Adult Waiver Living at Home Waiver DD Waiver
Southwest Family Care Alliance IRIS
SSBG- CHOICE- TIII- TIIIE- AD WAIVER AND TBI WAIVER
SSI/SSDI Eligibility HIRSP Medicare Supplement MAPP Medicare Advantage Plans Medicare Coverage Medicare Part DQMB/SLMB/SLMB +Title III-C Home-Delivered Meals Title III-C-Congregate Dining Program Title III-B Vounteer Driver Program Family Care IRIS Alzheimer's Family Caregiver Support Program National Family Caregiver Support Program
STAR+PLUS and Community Based Alternatives for adults with physical disabilities Home and Community Services for persons with intellectual and developmental disabilities Community Living Assistance and Support Services for persons with intellectual and developmental disabilities Deaf/Blind/Multiple Disabilities Medically Dependent Children's Program
State funded Medicaid services- Home health Care Services- visiting nurse- meals- transportation- adult day care- etc.
State LTSS Services include Nutrition (Meals and Nutritional Supplements)- Personal Care- Nursing Services- Homemaker Services- Assistive Devices- Emergency Response System- Specialized Medical Supplies- Specialized Medical Equipment- Tele health- Caregiver Services (Respite)- Adult Day Services. Elderly (Aged and Disabled) HCBS Waiver.
State Medicaid Waiver Programs - PASSPORT and Assisted Living Waiver Programs County Levy Programs
Statistics regarding the average number of individuals enrolled in Medicaid HCBS Waivers includes only the Aged Disabled Adult Waiver for adults age 60-64 with a disability and adults age 65+ and the Assisted Living Waiver for adults age 60-64 with a disability and adults age 65+.There are a total of 17 Waivers in the state of Florida- but these are the two at the ADRC. Note: Individuals counted here as enrolled in LTSS represent only some of the funding sources listed in question 74. Individuals served in other funding sources- including non-registered services- are not included in this count.
TBI- ABI (2)- DDS (3)- MFP (No enrollees)- Frail Elder
TBINHTDW Care at Home Long Term Home Health Care Program
The above data is not collected by ILC. However HCBS waivers include; IDD- Children with Complex Medical Needs- Adults with Physical Disabilities- Older Alaskans. LTSS programs include Medicaid- Public Assistance- Nutrition- Transportation- housing modifications- assistive technology- Social Security- Medicare- Family Caregiver Support- other support/peer groups.
The Carbon County LINK was just recently started in the past seven months. I tried to retrieve this information- but did not receive answers from the agencies I requested.
The database doesn't track this type of information
The following State Home Care Programs - Frail Elder Waiver; Spousal Waiver; and Standard Mass Health Home and Community Based Waiver
the Municipality does not track this information; is tracked by State of Alaska for each region. do not have access to this level of information locally.
The questions above are programs not administered by Area VIII but rather by a Medical Corporation. Furthermore- each institution is administered by a corporation. There is no ay to a certain the exact numbers unless I secure them from the Montana Department of Public Health Human Services who may be compiling this information for both waiver and office of public assistance.
These are numbers comprised of Medicaid HCBS waivers- average of residents enrolled in Medicaid residing in institutions- and home delivered meals- ERS- day activity health services- aged and disabled- MR/DD. The 400 number only includes unit 55 and not the other service areas.

42. Please list LTSS programs and HCBS waivers (e.g. aged and disabled, MR/DD) that individuals are enrolled in.

This data is not maintained at the local level. This data can be provided by the Texas Department of Aging Disability Services

This information is not available at the local level.

This information is not currently available to Passaic County ADRC.

Through the LCA on average 4 individuals apply for Money Follows the Person a month. However- the real answer to these questions is that data is unknown. We are the connector do not have access to all of this data as we do not have a uniform reporting tool. Although we partner with local DSS's we still find some resistance in the notion that we will report all agency numbers for CRC totals. They believe we should only utilize the small amount of data obtained in the CRC tracking tool that is used by CRC partners in Mecklenburg and Cabarrus. Therefore- we don't have access to the numbers from DSS regarding enrollment in Medicaid and Medicaid Waiver CAP services. The only number we as the CRC can report regarding waiver services are those referred to the Money Follows the Person Program through the Local Contact Agency. Also- regarding questions about Care Transitions that begin at number 27-Our CRC is in the middle of a Care Transitions Project. We have not yet had to opportunity to compile data and assess the results. That is why the information was not available about the consumers served. Once the project is completed this information will be compiled and analyzed. Regarding question 14-The Centralina Regional CRC does not have a uniform electronic referral and reporting system. That makes compiling these reports particularly challenging. The total number we were able to obtain according to documentation of contacts was 6-336. However- we know this is just a fraction of the number of people actually served by the Centralina CRC. Due to differing reporting systems which collect differing information about clients many of these questions are unknown about those contacts - such as how many were over or under 60 and how many have disabilities. The reports we utilized included ODIS- the ombudsmen reporting system- ARMS I&A reports (which only include number of contacts)- programatic reports which show number of individuals served but not any demographics- etc. If there was an investment on a uniform referral and reporting system we would be able to provide these numbers and valuable data that is being requested. However at this time- due to differing reporting systems collecting a myriad of varying information this information in unavailable and not able to be compiled and reported. Man

Traditional Older Americans Act Programs (Supportive Services- Nutritional Service- National Family Caregiver Support Program)Locally Funded Programs Title XX Funded Programs Alzheimer's Respite Funded Programs Senior Farmer's Market Nutrition Program Community Service Block Grant Funded Programs

Unable

Unable to provide numbers for all Medicaid HCBS Waiver enrollment for the entire PSA as we do not have access to this data... would include Channeling- Nursing Home Diversion- Aged and Disabled Adult- Assisted Living- Brain Spinal Cord Injury- PAC- Ryan White- and others. Unable to provide number of clients enrolled in Medicaid funded institutions .Unable to provide comprehensive numbers of all local programs for LTSS delivery in the PSA.

Unavailable

Unavailable data. Hawaii State Dept. of Human Services- MEDQUEST Division is the Medicaid agency on Kauai and has the information you are requesting. We do not have access to this information.

unavailable information

Under 60 Waivers- ODP Waivers- Aging Waiver

Unknown

Waiver for Older Adults WOA Living at Home Waiver LAH Medical Adult Day Care Waiver Senior Care MAPCSPIHAS

Waivers include HCBS-BI- HCBS-EBD- HCBS-CMHS- HCBS-PLWA- HCBS-CLLI- HCBS-SCI- and the sub-categories under them

WAIVERS include the older adult waiver- the living at home waiver and the DDA waivers. The average numbers of institutions is numbers at the the three nursing homes that are located in Garrett County. The average number of individuals enrolled in other ITSS programs in Garrett County include TCA- Foster Care- Age Blind Disabled- SSI- Medicare- SLIMB- Pregnant MCHIP- MCHIP and Baltimore Approved Waiver Clients. All of these individuals received Medical Assistance. Also- 22% of medical assistance is our physicians business here in Garrett County.

Waivers: EDCD Personal Care; ECCD Adult Day Health Care; LTSS: Personal Care; Adult Day Health Care; Home Delivered Meals; Congregate Meals; Mental Health: Money Management; Guardianship; Nursing Case

42. Please list LTSS programs and HCBS waivers (e.g. aged and disabled, MR/DD) that individuals are enrolled in.

Management. Our local Medicaid Office does not have access to information that would indicate how many Medicaid recipients live in residential settings (e.g.- nursing homes) vs how many receive community based waivers. Only the state has access to that information by locality.
Waivers: Aged Disabled- Traumatic Brain Injury, CHOICE (Indiana funding)Title IIIC- Title IIIE- and SSBG
Waivers, Core Community Svc DEA Assisted Living, DEA Community Svc Hab Community Svc Hab Group Home Intellectual Disability Preventative Community Svc RI Housing Assisted Living Self Directed Svc Shared Living Other LTSS Programs Group Homes ICF/MR Private ICF/MR Public RICLAS Severely Disabled Nursing Home care PACE Connect Care Choice.
We are a small site and have just gotten our ADRC off a running in the last 6 months.
We are not a CCU and do not have immediate access to the requested information
We are unable to gather this information. We have requested this data from the local Medicaid Eligibility Office and have yet to receive approval.
We do not enroll in Waivers
We do not have access to the total number of waiver clients in Baltimore County. Waivers include OAW- LAH- TBI- New Directions- Autism Waiver- Model Waiver- Medical Day Care Waiver and Residential Treatment Center Waiver.
We do not have access to this information. It is monitored and regulated by the regional health departments and departments of social services.
We do not keep record of this.
We do not provide the above services. These programs are provided by Idaho Health and Welfare Medicaid services.
We do not track all the info requested above for monthly reports. Aged and Disabled Waiver program IDD waiver program TBI waiver program Medicaid personal care program
We do not track all the info requested above for monthly reports. Aged and Disabled Waiver program IDD Waiver program Traumatic Brain injury waiver Medicaid personal care program
We do not track this at the local ADRC level.
We do not track this information.
We were unable to access current data for our area. All statistics available we for the calendar year 2012 only.

44. PUBLIC PROGRAMS, please list LTSS program

1. CCSP-Community Care Services Program-elderly and/or functionally impaired or have disabilities.2. SOURCE-Service Options Using Resources in Community Environment-primary enhanced case management under elderly and disabled waiver. Serves blind- aged- disabled who are SSI eligible. 3. ICWP-Independent Care Waiver Program-for Medicaid recipients who have severe physical disabilities- are between the ages of 21-64. 4. NOW-New Options Waiver and COMP-Comprehensive Supports Waiver Program-for people who have developmental or intellectual disabilities. 5. MFP-Money Follows the Person-helps people living in nursing homes and ICF-MR facilities to transition and resettle in to a community setting. 6. Older American€™s Act programs Homemaker Home-delivered meals Congregate meals Caregiver Support Respite Personal support services

1915C HCBC Waiver LTSS Programs: Assisted Living Facilities- Residential Care Facilities- Adult Foster Homes- Relative Adult Foster Homes- In-home Services

A reporting tool is not available in our ADRC software to presently extract this information. Likewise- we cannot answer Question 43 without a manual tabulation from a review of each client record.

AD Waiver- HCBS Services

A.L. Waivers Waiver

Actual numbers can be obtained from DPW. They track this information.

Actual numbers should be obtained from DPW. They track this information.

ADI- ALW- MW- CDC+- HCE- CCE- OA3E- OA3B- OAC1- OAC2- NHD

ADRC of Southeast Michigan is not currently operational. We are currently in emerging status and anticipate beginning to provide; A in Summer- 2013.

Adult Day Care Care Coordination for Elderly Virginians 1Congregate Nutrition Disease Prevention/Health Promotion Elder Abuse Emergency Home Delivered Nutrition Homemaker III-E Adult Day Care - RespiteIII-E Homemaker – Respite III-E Individual – Counseling III-E Info Referral/Assistance - AAIII-E Personal Care – Respite III-E Transportation – AA Information and Referral/Assistance Legal Assistance Local AAA Personal Care Transportation

Adult Day Care, Care Coordination for Elderly Virginians 2CheckingCongregate Nutrition Disease Prevention/Health Promotion Elder Abuse Emergency Home Delivered Meals - Fee for Service Home Delivered Nutrition Homemaker III-E Homemaker – Respite III-E Info Referral/Assistance - AAIII-E Personal Care - Respite Information and Referral/Assistance Local AAA Personal Care Respite Homemaker Transportation

Adult Day Health Adult Foster Care Day Habilitation Durable Medical Equipment/Oxygen Respirator yearly Intervention Group Adult Foster Care Home Health Hospice Independent Nursing Orthotics Prosthetics Personal Care Attendant Targeted Case Management

Adult Day Healthcare Personal Care

AFCCCTPECOP Non Waiver Home Care Non Waiver Family Caregiver Support-Program Home Care Non WaiverMFPNapis-T3 meals PCA Respite/Over Income SCO- Fallon- United and CCA

Aged Disabled

Aged disabled and Options for Community Living - State Funded LTSS program. ADRC's do not have access to newly enrolled into Medicaid institutional services.

Aged Disabled Waiver Program CHOICE

Aged Disabled Waiver Choice SSBG Title III

Aged Disabled Wavier- CHOICE- Older Americans Act- SSBG

Aged Disabled High/Highest Needs Moderate Needs

Aged and Disabled

Aged and Disabled and Traumatic Brain Injury Medicaid Waivers. CHOICETIII programs Social Services Block Grant

Aged and Disabled- MR/DD are both administered through State Medicaid Agency- Delaware Medicaid and Medical Assistance (DMMA). ADRC does not track this information.

Aged and Disabled- TBI

44. PUBLIC PROGRAMS, please list LTSS program

Aged and Disabled- Traumatic Brain Injury- CHOICE- SSBG
Aged and Disabled Waiver CHOICE in-home Services SSBG in-home Services Title III-family caregiver services
Aged and Disabled Waiver DD waiver Information and assistance Care Coordination Nutrition Services Homemaker Services Personal Care Services Transportation Legal Services Respite Services Health Screenings Elder Abuse Prevention Long Term Care Ombudsman Companion Services Caregiver Information- Referral and Support Housing Assistance
Aged and Disabled Waivers and Traumatic Brain Injury Waivers
aged waiver for Adult Daycare and/or personal care
Aging- New Choices- Personal Disability Waiver
Aging Waiver- Independence Waiver- COMM CARE Waiver- Attendant Care Waiver- AIDs Waiver- OBRA Waiver- LIFE/PACE/LTCCAP Program- ACT 150 Program. NON Medical Assistance Programs: Aging Block Grant Services.
Alabama Cares Program (National Caregiver Program) Frail Elderly and Disabled Medicaid Waiver Program HIV/AIDS Medicaid Waiver Program In-home Services Program Ombudsman Program Residing in institutions is unknown. Other Public LTSS Programs is unknown.
All cluster 1 and 2 services funded with APC dollars including assisted transportation- care management- adult day social and medical- MOW- congregate meals- housekeeping/HHA- in-home CG- friendly visitor/telephone reassurance- and residential maintenance. The total of unduplicated clients is estimated to be 1-945. 0 Veterans were newly enrolled in the VDHCBS during this reporting period. 56 people were newly enrolled in JACC during the reporting period.
All customers were age 60+
Alzheimer's™ Assisted Living Waiver Day Support Waiver Elderly or Disabled with Consumer Direction (EDCD) Waiver HIV/AIDS Waiver Individual and Family Developmental Disabilities Services Waiver (IFDDS) Mental Retardation/Intellectual Disability (MR/ID) Waiver Program for All-Inclusive Care for the Elderly (PACE) Technology Assisted Waiver
ASC only refers to HCBS program interest list Texas Department Of Aging Disability Services Medically Dependent Children Program (madcap) 4 Texas Department Of Aging Disability Services Community Based Alternatives Program Star Plus 314 Alamo Local Authority For Intellectual And Developmental Disabilities HCS and Texas Community Living 55
Assisted Living Waiver- PASSPORT Home Care Waiver- HOME Choice- Ohio Home Care Waiver
At this time the ADRC is not tracking this information- but will start to track this information.
Autism Waiver Service Coordination Individual and Family Support Resource Coordination Respite Care Transitioning Youth with Disabilities Medical Assistance Waiver for Older Adults Long Term Care Ombudsman Program Adult Evaluation and Review Services Home Care/In Home Aide Services Social Services to Adults Senior Nutrition Program Adult Foster Care Unit Adult Public Guardianship Senior Mental Health Program Senior Assisted Living Group Home Subsidy
Bristol enrolls consumers in the frail elder waiver- the state home care program- the personal care attendant program- and the elder nutrition program. Bristol also assesses and develops service plans for individuals in senior care options programs.
CAP/DA (Community Alternatives Program for Disabled Adults) NC Innovations Waiver (formerly Community Alternatives Program for People with I/DD) CAP-C (Community Alternatives Program for Children) Special Assistance Special Assistance-In Home
Care Coordination for Elderly Virginians 1 Care Coordination for Elderly Virginians 2 Care Transitions Congregate Nutrition Disease Prevention/Health Promotion Emergency Home Delivered Nutrition III-E Adult Day Care – Respite III-E Info Referral/Assistance - AA III-E Other - SS III-E Personal Care – Respite III-E Transportation – AA Information and Referral/Assistance Local AAA Local Contact Agency MDS 3.0 Options Counseling Personal Care S. O.S. Referrals S.O.S. Service Implementations Socialization/Recreation Transportation Virginia Insurance Counseling and Assistance Program

44. PUBLIC PROGRAMS, please list LTSS program

Case Management; Adult Protective Services- Congregate and Home Delivered Meals; Transportation; Dementia Care Specialist- National Family Caregiver Support and Alzheimer's Family Caregivers Support Managed Care Programs: Family Care- Partnership and IRIS

CCSP- HCBS-

CCSP- SOURCE- ICWP- MR/NEW- Community Habilitation- GAPP Private Duty- GAPP Day Care- Title III HCBS Non- Medicaid- HDM- Caregiver- In Home- Nutrition- transportation- case manager.

CCSP-Community Care Services Program - elderly and/or functionally impaired or have disabilities, MFP - helps people living in the nursing homes and ICF-MR facilities to transition and resettle in a community setting Older American's Act - homemaker- home-delivered meals- congregate meals- caregiver support- respite- personal support services

CCSP-Community Care Services Program-elderly and/or functionally impaired or have disabilities. SOURCE-Service Options Using Resources in Community Environment-primary enhanced case management under elderly and disabled waiver. Serves blind- aged- disabled who are on SSI. CCSP and SOURCE are combining into one waiver program. ICWP-Independent Care Waiver Program-for Medicaid recipients who have severe physical disabilities- are between the ages of 21-64.NOW-New Options Waiver and COMP-Comprehensive Supports Waiver Program-for people who have developmental or intellectual disabilities. MFP-Money Follows the Person-helps people living in nursing homes and ICF-MR facilities to transition and resettle into a community setting

CDO Waiver Homecare Services Adult Day Care Services

CFC - Choices for Care Home and community based Long Term Care Medicaid Waiver Program- offers individuals' choice of setting to receive long term care services - home- another's home- residential care home-nursing home - soon to include Adult Family Care homes. Participants have choice of provider agencies or can choose to self- or surrogate direct care. VIP - Veteran's Independence program - contract with state VA- AAA's and local financial management agency to provide home based services to 30 qualified veteran's in the state. Services are self-directed or can use a surrogate or agency to provide the in-home care services. Funds allocated can be used to purchase goods and services to help the veteran remain at home. Developmental Disabilities Waiver program serves individuals with intellectual limitations. Traumatic Brain Injury Waiver Participant Directed Attendant Care service/Attendant Services Program Meals on Wheels/Congregate meals programs Healthy Living programs SASH Community Health Teams

CHOICE and Medicaid Aged and Disabled Waiver and TBI waiver

CHOICE- SSBG- TIII- HDM- TIIIE

CHOICES - Tenn Care - Medicaid Waiver Nutrition Programs Homemaker Personal Care Respite National Family Caregiver Program Options for Community Living

CHOICES (aged/disabled)

Choices for Care Program Please note that we are unable to provide the number of clients newly enrolled in institutional services and the total number of clients enrolled in other public LTSS programs.

Choices for Care: Home Based Enhanced Residential Care Flexible Choices Moderate Needs Group for Homemaking

Choices for Care Traumatic Brain Injury waiver Children's Personal Care services Choices for Care/Flexible Choices Attendant Services Program

Choices for Independence- Home and Based Care for the Elderly and Chronically Ill

Choices for Independence Waiver- HCBC-Elderly and Chronically Ill. The above information is not collected at the local level: please see state report.

Choices for Independence Waiver- HCBC-Elderly and Chronically Ill

Choices for Independence Waiver- HCBC-Elderly and Chronically Ill

Choices for Independence Waiver- HCBC-Elderly and Chronically Ill

Choices for Independence Waiver- HCBC-Elderly and Chronically Ill

choices for Independence waiver HCBC-Elderly Chronically Ill

Choices for Independence; HCBC -Elderly and Chronically Ill

44. PUBLIC PROGRAMS, please list LTSS program

CHOICES in Long Term Care

Chore Home Delivered Meals Congregate Meals Transportation Legal Assistance Information Assistance Residential Repair and Renovation Caregiver Access Assistance Caregiver Counseling/Support Groups/Caregiver Training Caregiver Respite Care CCEVP 2Volunteer Programs Emergency Fee for Service - Home Delivered Meals Respite Other Respite Personal Care Care Transitions Intervention Program Ombudsman Guardianship Health Information and Educations MP Home Health Personal Care Adult Day Care and Assisted Living-Habilitation Self-Directed Personal Assistance Intellectual Disability (ID) waiver Day Support waiver Individual and Family Developmental Disabilities Support waiver (IFDDS waiver)Elderly or Disabled with Consumer Direction waiver Technology Assisted (Tech) waiver

Community Based Alternatives- In Home and Family Support Program- Medicare Savings Program- Extra Help

Community Care Services Program Waiver Source Waiver SSI only Independent Care Waiver Program NOW - MR/DDCOMP - MR/DD

Community Care Services Program Independent Care Waiver Program Mental Retardation/New Options Comm. Habilitation/Comp Sup SOURCEGAPP In-home Private Duty Nursing GAPP-Medically Fragile Daycare

Consolidated Waiver (ID)Person/Family Directed Services Waiver (ID)Attendant Care Waiver (Under 60 Physical Disability)Act 150 (Under 60 Physical Disability)Options (60+)Life Programs (55+)Aging Waiver (60+)Independence Waiver (Under 60 Physical Disability)COMCARE Waiver (TBI)AIDS Waiver HSDF Homemaking Services (18-59)

Consumer Directed Option/waiver State Funded Homecare Program Adult Day Care Senior Centers National Family Caregivers Support Program Ombudsman SHIP Legal Assistance Chronic Disease Self-Management programs Elder Abuse Prevention

COPCOP Waiver Money Follows the Person Demonstration CIP IICIP II Community Relocation CIP IBCIP IA Brain Injury Waiver

CRIAAAAsera Care Hospice VNAMH/ID apprise

CS Waiver- Aging Waiver- VA programs- Alternative programs.

CT Homecare Program for Elders (Waiver)CT Homecare Program for Elders (state funded portion)Alzheimer's Respite care program National Family Caregiver Support Program Veterans Home and Community Based Service Program

data not available at this time

Data not shared

Developmental Disabilities Services Medicaid for Working People with Disabilities

Examplerd Waiver

ED Waiver Alabama Cares

EBD age 65+

EDCD Waiver Medicaid non-emergency Medical Transportation Home Delivered Meals on-Medicaid Personal Care Services on-Medicaid Homemaker Services Transportation Assistance

Elderly and Persons with Disability Waiver and Medicaid.

Enroll clients in Aged and Disabled Adult MW and Assisted Living MW. Assist clients with ICP Medicaid placement. On Medicaid programs include OAA programs- Community Care for the Elderly- Home Care for the Elderly- Alzheimer's Disease Initiative Programs.

Family Care- Family Care Partnership- PACE and IRIS

Family Care- IRIS

Family Care MCO – Northern Bridges Self Directed Supports - IRIS

Family Care- PACE- Partnership and IRIS

Family Care- Partnership and IRIS

Family Care serving aged- physically disabled and developmentally disabled IRIS waiver serving aged- physically disabled and developmentally disabled

44. PUBLIC PROGRAMS, please list LTSS program

Family Care -Western Wisconsin Cares Managed Care Organization IRIS (Include Respect I Self Direct) Self Directed Supports Waiver Alzheimer's and Family Caregiver's Support
Family Care/IRIS
family care: 930IRIS: 93
Family Care Family Care Partnership IRIS
Family Caregiver Support Program Memory Care and Wellness Services RDAD Chronic Disease Self-Management Care Transitions Lifespan Respite Kinship Caregivers Reverse Mortgage Counseling Military Services Navigator Title XIX Case Management Medicaid Personal Care
Family Care IRIS
Family Care IRIS
Family Care IRIS
Family Care IRIS
Family Care IRIS (Include Respect I Self Direct)
Family Care Partnership IRIS PACESAIL
Family Care- Partnership- IRIS- National Family Caregiver Support Program- Alzheimer's Family Caregiver Support Program- Supportive Home Care
FE- TBI- PD
Food stamps ANDOAP Medicare Savings Program Medicaid Home Care Allowanced Waiver CMHS Waiver LEAP Housing Applications CSBG Low Income Subsidies- Medicare Social Security Rent- heat and rebate
Frail elder waiver
Frail Elder Waiver; Money Follows the Person
Frail Elder Waiver State Home Care Group Adult Foster Care Program for All Inclusive Care of the Elderly Senior Care Options Money Follows the Person Adult Foster Care PCA program Consumer directed care Enhanced Community Options
Frail Elderly Physically Disabled Traumatic Brain Injury ID/DD Autism, Senior Care Act Older Americans Act
Global Option (GO)- ACCAP- CRPD
Global Options and JACC
Global Options and JACC (Jersey Assistance Community Caregiving)
Global Options for Long Term Care Jersey Assistance for Community Caregivers
Global Options- JACC
GLOBAL OPTIONS JACC ASSISTED LIVING
Global Options Meals on Wheels Congregate Nutrition Program Legal Services Skylands Ride Assisted Transportation Home Health Services Health Prevention Services
GOJACC PACEMFP Congregate Housing Statewide Respite
Hawkeye Valley AAA ADRC Options Counselors assist clients in applying for Medicaid or the home and community based waiver programs. Options Counselors do not make financial eligibility determination for any of the public assistance programs. The waiver programs can take 1 month to 18 months for a person to be approved and is determined at the state Department of Human Services. The local ADRC does not have the ability to capture all current enrollment levels outside of the ADRC and Section Q. This is a state system and not determined on the local level.
HCB CDO Waiver
HCBS Aging Waiver 500- Illinois Community Care Program. In Home Care Adult Day Services Emergency Home Response Money Management Medicare PART d
HCBS Frail Elderly Waiver HCBS Physically Disabled Waiver HCBS Traumatic Brain Injury waiver Kansas Senior Care Act Program Older American's Act numbers for question 43 are unavailable at this time.

44. PUBLIC PROGRAMS, please list LTSS program

HCBS Medicaid Waivers include: Community Care Services Program Medicaid Waiver Source Medicaid Waiver Independent Care Medicaid Waiver New Options Waiver Comprehensive Waiver Georgia Assistance Pediatric Program Waiver, LTSS programs include: Case Management Congregate Meals Home-Delivered Meals Homemaker Services Caregiver Material Aid Personal Care Services In-home Respite Care Services*These services are funded through the Older Americans Act and State of Georgia funding.

HCBS Waiver: Global Options- the # listed is only for those cases managed at the Middlesex County Office of Aging Disabled Services. (There are multiple agencies that do case management for Middlesex County GO clients- not tracked by this office.)Institutional Medicaid: Not tracked by this office. LTSS Programs: MCMAP- JACC- Statewide Respite Program

hcbs waiver, Michelle p waiver supports for community living waiver acquired brain injury waiver brain injury trust program personal care attendant program KY Homecare Program Title III service sky Grandparent Program KY Adult Day Program

HCBS Waivers

HCBS Waivers include Aged and Disabled and Traumatic Brain Injury. Other public LTSS programs include CHOICE- local grants- SSBG- TITLE-3- TITLE-3D- TITLE-3E- United Way

HCBS Waivers include: MR/DD (DD Basic- Basic Plus- Core and Community Protection) Waivers; 1915(c) waivers including Community Options Program Entry System (COPEs); Medically Needy Residential Waiver (MNRW); Medically Needy In Home Waiver (MNIW); and Medicaid State Plan 1915i.Other public LTSS programs include: HCBS; Family Caregiver Support Respite Services; OAA/State-Funded Case Management; Medicaid Personal Care; Managed Care LTSS; Money Follows the Person (RCL); Washington Roads (State-Funded MFP); Private Duty Nursing; State-funded bed hold; and State-only-funded Adult Day Health- Chore- and Adult Family Home. Institutional: Nursing Facilities and Residential Habilitation Centers (RHC=ICF/MRs).

HCBS-BI- HCBS-CMHS- HCBS-EBD- HCBS-SLS- HCBS-DD- Supported Living Services- EBD- PACE- CDASS- HCA

HCBS-EBD

HCBS-Frail Elderly Waiver, HCBS-Physically disabled Waiver, HCBS-Traumatic Brain Injury Waiver Kansas Senior Care Act Program Older American Act IIIB Service older Americans Act Nutrition

Home and Community Based Services Texas Home Living

Home and Community Based Waiver Consumer Directed Option Michelle P Waiver Consumer Directed Option Supports for Community Living Consumer Directed Options, Acquired Brain Injury LTC Consumer Directed Option Kentucky Transitions Waiver

Home and Community Based Waiver- Supports for Community Living Waiver- Michelle P Waiver- Money Follows the Person/Kentucky Transitions- Kentucky State Homecare Program- Adult Day Care- Title III Supportive Services- Title III Congregate Meals- Title III Home Delivered Meals- Title III Preventive Health- Kentucky Family Caregiver Program- National Family Caregiver Support Program- Senior Community Services Employment Program (SCEP)- State Health Insurance Assistance Program (SHIP)*- Nursing Home Ombudsman Agency* (* Not included in total new enrollment in question 43).Enrollment numbers only include clients served by BGAAIL- no other providers.

home and community based waiver enhanced residential care moderate needs program

Home Care Allowance LTHH Only

home health aide meals case management personal response system supplies SME/DME

Homemaker Title XXHCBS Waiver (ADSD)PASS Homemaker program (WCSS)Representative Payee Home Delivered Meals Case Management Lifespan (respite)Medication Management Visiting Nurse HCBS Waiver for People with Disabilities (WIN)Energy Assistance Group Home Waiver (ADSD)

IAAA had over 160 client's contacts with the State Health Insurance Assistance Program. Screening and/or application assistance was provided with a majority of these contacts- however actual enrollment is almost always the responsibility of the contact due to the processes established by Medicare/Medicaid programs which are not under the auspices of the AAA network in Oklahoma. Enrollments are for LIS/Extra Help and Medicare D.

44. PUBLIC PROGRAMS, please list LTSS program

In Illinois there are the following programs: Medicaid Waiver for DD population Medicaid Waiver for 60 years of age and older Medicaid Waiver for people with disabilities Medicaid Waiver for Medically Fragile/Tech Dependent Children Medicaid Waiver Program children with DD support Medicaid Waiver Program for children with DD residential Medicaid Waiver for Persons with Brain Injury Supportive Living Facility waiver Cash Counseling Program - this is not in our area limited areas in IL Money Follows the Person Choices for Care - assisting people before discharge from a hospital with their HCBLTSS and their institutional options Institutional: ICFICF/Inpatient Psych. Service for individuals under age 21 Services for individuals 65 and older in an institution for mental illness Skilled Care Nursing Facilities

Individuals at Ethos are enrolled or participate in the following LTSS and HCBS Programs: State funded Home Care State Funded Enhanced Community Options Program (ECOP) 1915c Home and Community Based Services Waiver for frail elders, Mass Health Personal Care Attendant Program (consumer directed services) Title III C Nutrition Program (home delivered and congregate meals) Boston Money Management Program (representative payee and bill paying) Elder Protective Services Evidence based programs including Chronic Disease Self-Management- Diabetes Self-Management- A Matter of Balance- Tai Chi for older adults- PEARLS- Health Ideas- Healthy Eating- Stay Sharp- Powerful Tools for Caregivers Volunteer services such as Friendly Visitor- Medical Escort- shopping assistance Caregiver Support

Information for question 43 and 44 not available to this reporter

IRIS Family Care Community Options Program Medicaid Person Cares

Legacy Waiver/ COP CIP

LIS-

Living At Home Waiver Older Adult Waiver Medical Day Care Waiver Senior Care

LTSS- Lighthouse- FAIR and Medicaid Personal Care Programs HCBS- I/DD Waiver- Aged Disabled Waiver Program- TBI Waiver Program Current wait lists are present for FAIR and Lighthouse Programs. The Aged Disabled Waiver Program started managed enrollment on December 5- 2011.

LTSS- Lighthouse- FAIR and Medicaid Personal Care Programs HCBS- I/DD Waiver- Aged Disabled Waiver- TBI Waiver Program Current wait lists are present for FAIR and Lighthouse Programs. The Aged Disabled Waiver Program started managed enrollment on December 5- 2011.

LTSS- Lighthouse- FAIR and Medicaid Personal Care Programs HCBS- I/DD Waiver- Aged Disabled Waiver Program- TBI Waiver Program Current wait lists are present for FAIR and Lighthouse Programs. The Aged Disabled Waiver Program started managed enrollment on December 5- 2011.

LTSS- Lighthouse- FAIR and Medicaid Personal Care Programs HCBS- I/DD Waiver- Aged Disabled Waiver Program- TBI Waiver Program Current wait lists are present for FAIR and Lighthouse Programs. The Aged Disabled Waiver Program started managed enrollment on December 2- 2011.

LTSS- Lighthouse- FAIR and Medicaid Personal Care Programs HCBS- I/DD Waiver- Aged Disabled Waiver Programs- TBI Waiver Current wait lists are present for FAIR and Lighthouse Programs. The Aged and Disabled Waiver Program started managed enrollment on December 5- 2011.

LTSS: Older Americans Act Social Service Block Grant CHOICE - state funded program HCBS Waivers: Aged and Disabled Traumatic Brain Injury Does NOT include the MR/DD waivers. We do not have access to that information. The number for the Medicaid institutional enrollment is the number of pre-admission screenings done during this period where the applicant was marked as Medicaid or Medicaid pending as their funding source.

MAABD- COPE- CHIP- Congregate Meals- Housing- Medicaid- Medicare Savings Program (MSP)- Low Income Subsidy (LIS)- SNAP/Food Stamps

Mass Health MA PCA program subsidized housing congregate housing peer support groups individual skills training peer counseling. ADA Para transit or COA rides Meals on Wheels ABI waiver ATLPHTMLPSSAPVR program-Medicare-Medicaid-SSA-PVR-NSSCIL Program Options Program

MCOA staff refers individuals who are likely eligible to the HCBS waiver programs and refer individuals with MR/DD to the LTSS program when appropriate.

Medicaid

44. PUBLIC PROGRAMS, please list LTSS program

Medicaid - Quest Expanded Access for Aged Blind and Disabled Kupuna Care Title III Programs
Medicaid (general)Denali Kid Care Medicaid Waiver: Alaskans Living Independently (ALI): Adults w/Physical Disabilities (APDD) and Older Alaskans (OA)Medicaid Waiver: Children w/Complex Medical Conditions (CCMC)Medicaid Waiver: Intellectual and Developmental Disabilities (IDD)LTC (Nursing Home) Medicaid Adult Public Assistance (APA)Temporary Assistance Program General Relief Assistance (GRA)Chronic and Acute Medical Assistance (CAMA)Personal Care Attendant (Agency-based and Consumer Directed)Food Stamps State of Alaska Senior Benefits Nutrition and Transportation Services (Meals on Wheels- Care-a-van)Medicare Savings Program (QYMBY/SLMBY)E-mods TEFRA Senior In-home Services National Family Caregiver Support Program Adult Day Services Nursing Facility Transition Program Qualifying Income Trusts*Please note Mica (SAIL's data base) collects # of Medicaid recipients- not specifically # of waivers (question 43)
Medicaid 1115 waiver, LTSS includes OAA Title III and Medicaid
Medicaid 1115 waiver OAA Title III
Medicaid 1115 waiver Other programs are OAA Title III funded programs- Eldervention- ombudsman consultation- legal services
Medicaid 1115OAA Title III
Medicaid 1115OAA Title III
Medicaid Aged and Disabled Waiver, TBI Waiver, CHOICESBG Title III Title III-E
Medicaid Elderly Disabled Waiver program. Medicaid HIV/AIDS Waiver program. Senior Rx: Partnership for Medication Access program. State Health Insurance Assistance Program (SHIP).Alabama Cares program. Aspiring Senior Adult Program. Meals on Wheels program. Senior Center program.
Medicaid Personal Care COPES Family Caregiver Support Program (Respite and house-keeping and errands)
Medicaid Waiver for Older Adults; Senior Care; Subsidy; Senior Inclusion Program; Caregiver Support.
Medicaid Waiver for Older Adults Senior Care Senior Assisted Living Group Home Subsidy
Medicaid Waiver- Under and Over 60 programs Private Duty Nursing programs under and over 60Home and Community Based Services Program Independent Housing Service Program for over and under 60
Medicaid waivers of Louisiana
Medicaid OAASCSAFCSP Nutrition Transportation
Multipurpose Senior Services Program Money follows the person
n Home Aid Service- Senior Care- Living at Home Waiver- Older Adults Waiver and Medical Assistance Personal Care Program
N/A
N/A
New Choice Waiver- Aging Waiver- Home Community Based Alternative- National Caregiver Support Program
New Choices- Aging- Physical Disability- ABI- Community Supports
NF/AH
NHTD waiver, TBI waiver, Medicaid, SNAPHEAP Home delivered meals Caregiver respite EISEP Medical daycare Social daycare Medicare Savings Program
NJ - Global Options for Long-term Care (Medicaid HCBS Waiver)NJ - Jersey Assistance for Community Care giving OAA - Home Delivered Meals OAA - Housekeeping
None
Note: This agency is not able to capture this information as it is currently at the State level and this agency not privy to this information.
Nursing facility waiver, IHSSMSSP New enrollment numbers for IHSS clients and individuals in Medicaid residing in institutions is not available. AIS implemented a new State system (CMIPS II) in September 2012. IHSS data is in new system
Nursing Home Transition Diversion Waiver Traumatic Brain Injury Waiver Medicaid Personal Care

44. PUBLIC PROGRAMS, please list LTSS program

OAA funded services - Home Delivered Meals- Respite- Congregate Meals- Adult Day Health- Homemaker Assistance CCSP (ABD)- ICWP- COMP/NOW (DD)- SOURCE (SSI/ABD); GAPP (Pediatric)

OAA Title IIIB- C and Estate funded Options for Community Living HCBS Medicaid Waiver for the Elderly

Ohio Medicaid HCBS Waiver Programs (PASSPORT- Assisted Living- Choices)

Ohio Medicaid HCBS Waiver Programs (PASSPORT- Assisted Living- Choices)- Title III funded services- Levy-Local- Community Supported Services

Oklahoma Advantage Program

Older Adult Waiver

Older Adult Waiver Medical Daycare Waiver Community Pathways Waiver Living At Home Waiver Medical Assistance Personal Care In near future: Options Counseling with Center for Independent Living Live Well Nutrition Program Living With Chronic Pain Program Living With Diabetes Program Healthy Fitness Center Community Transit Cecil County Senior Center Home Delivered Meals Assisted Living - Subsidy Caregiver Support Program SHIP - State Health Insurance Programs MP - Senior Medicare Patrol A - Information and Assistance MAP - New Maryland Access Point - 2012-2013

Older Adult Waiver Senior Care Medicaid

Older Adults Waiver Day Habilitation Program/DD

Older Adults Waiver In addition to the 5 new clients enrolled into a Medicaid HCBS Waiver- there are 6 individuals pending eligibility. Of the 6 pending- 4 currently reside in a nursing home- looking to move to an assisted living or at home and 2 currently reside at home.

Older American€™s Act programs: â€¢ Homemaker â€¢ Home-delivered mealsâ€¢ Congregate meals â€¢ Caregiver Supportâ€¢ Respite Personal support services _____ HCBS Waivers1. CCSP-Community Care Services Program-elderly and/or functionally impaired or have disabilities.2. SOURCE-Service Options Using Resources in Community Environment-primary enhanced case management under elderly and disabled waiver. Serves blind- aged- disabled who are SSI eligible. 3. ICWP-Independent Care Waiver Program-for Medicaid recipients who have severe physical disabilities- are between the ages of 21-64. 4. NOW-New Options Waiver and COMP-Comprehensive Supports Waiver Program-for people who have developmental or intellectual disabilities. 5. GAPP-Georgia Pediatric Program--specialized skilled nursing services to medically fragile members with a current Individualized Family Service Plan- age birth to 3 years of age. 6. MFP-Money Follows the Person-helps people living in nursing homes and ICF-MR facilities to transition and resettle in to a community setting.

Our members are enrolled in NOW/COMP waiver programs.

PACE- EDCD. We know of 7 who were enrolled in PACE.

Partnership Family Care IRIS

PAS Program- CHIP Waiver- Respite Care

Passport and ALW

PASSPORT HCBS Waiver-Assisted Living HCBS Waiver- Caregiver Support-Comcare-Senior Community Services Block Grant

PASSPORT Waiver--Numbers included above Assisted Living Waiver--Numbers included above Ohio Home Care Waiver--not able to include numbers Care Coordination Program--not able to include numbers Local Levy Programs---not able to include numbers

PASSPORT-Assisted Living Waiver-Care Coordination Program-HDM-Senior Dining Program-Senior Farmers Market Nutrition Program-Find A Ride

Personal Care Adult Day Healthcare Transition Coordination

Question 38- Question 39- Question 41- and Question 42- Question 43 are tracked by Kansas Department of Aging and Disability Services via their Information Management System KAMIS- which at the local level the ADRC does not have the ability to pull the reports to abstain requested information for the above questions. KDADS will submit information regarding statewide numbers directly to Lewin.

44. PUBLIC PROGRAMS, please list LTSS program

Question 43 44: currently not tracked.

Question 43: KDADS will send this information directly to Lewin Group Question 44: HCBS-FEHCBS-PDHCBS-TBISenior Care Act-Kansas State funded Older Americans Act-Federal funded

RCCOA does not enroll clients- we only provide services to clients that are enrolled.

reflects only WOA

Same as #42

Same as 42- this is for NM ADRC only

Same as above

Same as response above

see # 42

See 42

see question #42

see question 42

See question 43. On average the LCA helps with 4 Money Follows the Person applications a month.

SSBG- CHOICE- TIII- TIIIE- AD WAIVER AND TBI WAIVER

SSI/SSDI Eligibility HIRSP Medicare Supplement MAPP Medicare Advantage Plans Medicare Coverage Medicare Part DQMB/SLMB/SLMB + Title III-C Home-Delivered Meals Title III-C-Congregate Dining Program Title III-B Volunteer Driver Program Family Care IRIS Alzheimer's Family Caregiver Support Program National Family Caregiver Support Program

STAR+PLUS and Community Based Alternatives for adults with physical disabilities Home and Community Services for persons with intellectual and developmental disabilities Community Living Assistance and Support Services for persons with intellectual and developmental disabilities Deaf/Blind/Multiple Disabilities Medically Dependent Children's Program

State Funded Options Homemaker Program State Funded Options Personal Care Program State Funded Options Home Delivered Meals Program Title IIIB Homemaker Program Title IIIC2 Home Delivered Meals Program

State Home Care program - Frail Elder Waiver and Spousal Waiver

State LTSS Services include Nutrition (Meals and Nutritional Supplements)- Personal Care- Nursing Services- Homemaker Services- Assistive Devices- Emergency Response System- Specialized Medical Supplies- Specialized Medical Equipment- Telehealth- Caregiver Services (Respite)- Adult Day Services. Elderly (Aged and Disabled) HCBS Waiver.

State Medicaid Waiver Programs - PASSPORT and Assisted Living Waiver Programs County Levy Programs

State plan Medicaid services

State plan Home waiver PASSPORT Home Choice

Statistics regarding the average number of individuals enrolled in Medicaid HCBS Waivers includes only the Aged Disabled Adult Waiver for adults age 60-64 with a disability and adults age 65+ and the Assisted Living Waiver for adults age 60-64 with a disability and adults age 65+. There are 17 Waivers in the state of Florida- but these are the two at the ADRC. Note: Individuals counted here as enrolled in LTSS represent only some of the funding sources listed in question 74. Individuals served in other funding sources- including non-registered services- are not included in this count.

TBI- ABI (2)- DDS (3)- MFP (no enrollees)- Frail Elder

The above data is not collected by ILC. However HCBS waivers include; IDD- Children with Complex Medical Needs- Adults with Physical Disabilities- Older Alaskans. LTSS programs include Medicaid- Public Assistance- Nutrition- Transportation- housing modifications- assistive technology- Social Security- Medicare- Family Caregiver Support- other support/peer groups.

The database doesn't track this type of information

The following Sate Home Care programs - Frail Elder Waiver; and Spousal Waiver

44. PUBLIC PROGRAMS, please list LTSS program

The questions above are programs not administered by Area VIII but rather by a Medical Corporation. Furthermore- each institution is administered by a corporation. There is no way to ascertain the exact numbers unless I secure them from the Montana Department of Public Health Human Services who may be compiling this information for both waiver and office of public assistance.

This data is not maintained at the local level. This data can be provided by the Texas Department of Aging Disability Services

This information is not available at the local level.

This information is not currently available to Passaic County ADRC.

This State ADRC office is a new site and will not be tracking this until July 1- 2013

Unavailable

Unavailable data. Hawaii State Dept. of Human Services- MEDQUEST Division is the Medicaid agency on Kauai and has the information you are requesting. We do not have access to this information. We do not enroll individuals into Medicaid. We only refer and assist individuals with their application.

Unavailable information

Unknown

Unknown how many newly enrolled clients in IHSS- meals- or special case management fund. These intakes are done through the ADRC at DAAS Intake. Typically around 500 referrals a month would be made to LTSS services through the DAAS Intake line in this time frame. According to the ILC- consumers they work with are enrolled in the NF waiver.

Waiver for Older Adults Waiving at Home Waiver LA Medical Adult Day Care Waiver Senior Care MAPCSPIHAS

Waivers are not delineated out of the grand total.

WAIVERS include the older adult waiver- the living at home waiver and the DDA waivers. The average numbers of institutions is numbers at the three nursing homes that are located in Garrett County. The average numbers of individuals enrolled in other LTSS programs in Garrett County include TCA- Foster Care- Age Blind Disabled- SSI- Medicare- SLIMB- Pregnant MCHIP- MCHIP and Baltimore Approved Waiver Clients. All of these individuals received Medical Assistance. Also- 22% of medical assistance is our physicians business here in Garrett County.

Waivers: Aged Disabled- Traumatic Brain Injury CHOICE (Indiana funding) Title IIIC- Title IIIIE- and SSBG

Waiver score Community Svc DEA Assisted Living DEA Community Svc Hab Community SvcHab Group Home Intellectual Disability Preventative Community Svc RI Housing Assisted Living Self Directed Svc Shared Living Other LTSS Programs Group Homes ICF/MR Private ICF/MR Public ICLAS Severly Disabled Nursing Homecare PACE Connect Care Choice.

We are not a CCU and do not have immediate access to the requested information

We are unable to gather this information. We have requested this data from the local Medicaid Eligibility Office and have yet to receive approval.

We do not enroll in waivers

We do not have this information.

We do not track the number of referrals/enrollments into the waiver programs or other Medicaid service. It should be noted that the AD Waiver and the IDD waiver programs have managed enrollment lists and are not actively enrolling any new clients on a regular basis.

We do not track the number of referrals/enrollments in to the waiver programs It should be noted that the AD waiver and IDD waiver have managed enrollment or waiting lists and are not actively enrolling any new clients on a regular basis.

We do not track this at the local ADRC level.

We do not track this information.

We have referred to these programs (CAS- HCS- and CBA) - but most applicants have reported they have either

44. PUBLIC PROGRAMS, please list LTSS program

are waiting on a response/approval or have been placed on the waiting list.

We only provide referrals to Idaho Health and Welfare Medicaid services. The ADRC not a direct service provider.

We were unable to access current data. The only data available was for the calendar year 2012.

What other public LTSS programs are included above?: 1. Older American's Act programs, Homemaker Home-delivered meals, Congregate meals, Caregiver Support, Respite Personal support services

40 (a) Does State ADRC have a database/MIS that does any of the following (Select all that apply)?

Links to other databases (e.g., Medicaid waiver tracking systems, Money Follows the Person tracking system). If yes, specify other

AIS Suite links to Medi-Cal verification system

AT Network

Read only for DSIS II MMIS. Service Providers throughout the aging disability network are maintained in the DE ADRC website & searchable database and print directory.

Refernet

Aging Information Management System - Georgia's state system

Georgia Medicaid Web Portal maintained by the Georgia Department of Community Health

MFP tracking system

MCOA has recently been informed that the database is now shared with Department of Human Services for consumers placed in the Foster Family Home Program.

Too numerous to list 20-25

INsite

IRis system is used for ADRC and it links; bridge; to our State system INsite

INsite

IRIS Insite

Medicaid waiver tracking

Medicaid Waiver

PAS

Louisiana Answers

as requested

Within same we can share records on same consumer- Medicare.gov

LTSS

LTSS MD Database

MFP WOA

Money Follows the Person tracking system

MFP- Med Waiver

track waivers- track MFP- Options counseling- ADRD grants

MEC- MFP

SIMS

Eligibility Verification System for Mass Health

Mass Health Consumer Status site

IRis and Reporter

State Eligibility System

EISEP- Alzheimer's Association

links and partnerships with 211

Oregon ACCESS

40 (a) Does State ADRC have a database/MIS that does any of the following (Select all that apply)?

Links to other databases (e.g., Medicaid waiver tracking systems, Money Follows the Person tracking system). If yes, specify other

Oregon Access
Waiver and MFP
ACES
Various State of WI databases
State of Wisconsin ADRC database

40 (b). Does State ADRC have a database/MIS that does any of the following (Select all that apply)?

Specify other

ADRC does not currently have a unified database
Each organization has their own database to track consumer requests for;R- referrals made to consumers- and two of the three core partners maintain records for individuals consumers.
No - currently using Excel
Cirts and Vital Statistics
Community Point-IRis numerous links as listed by providers
The database is a shared system which is utilized by other community partners. With the permission of the client- information can unlock; and viewed by other partner agencies.
Advanced Information Manager
Our department is developing an integrated client data system now.
Queen Anne's County is currently using the AIM system as their means of collecting data. Even though it does not meet all the requirements- we will continue using AIM until the State of Maryland institutes an ADRC's MAP tracking system.
MASTS
ADRC staff have access to NH Medicaid data base- New Heights and LOC information; ADRC staff have access EMR and E-Discharge at partner hospital (Cheshire Medical Center's Dartmouth Hitchcock Keene)
Tracks referrals made to select community service providers
Depends upon agency
Several operating organizations have systems which perform these functions.
MIS Software has been selected but not yet deployed
MIS software has been selected but not yet deployed
MIS software selected but not yet deployed
MIS software has been selected but not yet deployed
MIS software has been selected but not yet deployed.
selected but not deployed
MIS software has been selected but not yet deployed
MIS software has been selected but not yet deployed
MIS Software has been selected but not yet deployed
state considering moving to AIRS Standards
MIS software has been selected but not yet deployed
MIS software has been selected but not yet deployed.
MIS software has been selected but not yet deployed
MIS software has been selected but not yet deployed.
MSI software has been selected- but not yet deployed.

40 (b). Does State ADRC have a database/MIS that does any of the following (Select all that apply)?

Specify other
MIS software had been selected but not yet deployed
MIS software has been selected but not deployed.
MIS software has been selected- but not yet deployed.
MIS software has been selected but not yet deployed
Has been selected- not yet in place
MIS software has been selected but not yet deployed.
MIS software has been selected but not yet developed
MIS Software has been selected but not yet deployed
MIS software has been selected but not yet deployed
MIS software has been selected but not yet deployed
MIS software has been selected but not yet deployed
MIS software has been selected but not yet developed.
MIS software has been selected but not yet deployed
MIS software has been selected- but not deployed
Our MIS software system has been selected but not yet deployed
MIS software has been selected but not yet deployed
MIS soft selected but not deployed
State is currently moving towards adoption of the AIRS Standards MIS Software has been selected but not yet deployed.
MIS software has been selected but not yet deployed
MIS software has been selected but not yet deployed.
MIS software has been selected but not yet deployed
Community Partner Program
Enrollments in LTC programs
Assist guide

41 (b). Do operational partners have access to data they need for their operations such as data about your consumers/services? If yes, for what purpose?

Specify the purpose
To review client information for final enrollment determination- input client demographic information- input service utilization information- review client service utilization- and obtain summary reports on clients and services.
HCBS waivers
Data for referrals
Contact information- needs assessment- # of hours approved for service requested
Review client information- review client service utilization- obtain summary reports on clients and services
We have signed MoUs with operational partners who can upon request access ADRC data for seamless service delivery.
Evaluation and summary reports
Client demographic information- obtain summary reports on services
Input referrals via the ADRC secure referral system.
Review and input service utilization.
Review client information; input client demographics ;input service utilization; review client service utilization- obtain summary reports on clients and services
Funded providers input client information and input data on units of service provided.
Input service utilization information- obtain summary of reports- input referrals- review client information

41 (b). Do operational partners have access to data they need for their operations such as data about your consumers/services? If yes, for what purpose?

Specify the purpose
To review collected data to provide quality service
To locate available community resources
Some partners share the same data input system and is able to see client's information.
Limited access to particular partners. Only one has access to client data.
Review client information- input referrals- input information- review service information
Access is limited to registration within the data system and generally for partners with contracts with the AAA. Select partners have additional access on services if required under their contract.
Input service utilization information
Review client information and capture service deliveries
Review client information- input client demographic information- input referrals- input service utilization information
To provide services to consumers & clients.
Demographic data and information. Perhaps to access grants and community funding
Tracking
Input client demographic information- input referrals- obtain summary reports on clients and/or services- input utilization information- review client service utilization
Review client info
Billing units of services
Referral to programs in house
For client tracking and financial billing.
Share info on common clients
Review service usage- consumer demographics- notes regarding consumer needs- review service utilization
Purpose is to reduce duplicate referral, services and prevent clients from receiving services they are not eligible for. Also to provide enhanced services to clients.
As needed or requested
The above examples are what the operational partners have access to through the LTSS md database
Client information- tracking- referrals- service
Review client info
Review consumer info
For operation purpose
Linking ILC to AAA
Referral information only
All areas noted above
Service providers receive demographic information in order to provide services under consumer care plan
Service providers receive demographic information in order to provide services under consumers care plan
For referrals and service coordination
Other programs under ADSD have access to the same database; this allows them to view ;or add consumer data
Same
Review client service utilization; obtain summary reports on clients and services& review client information
Seamless transition of clients
CMCDHK staff have access to refer 7 client to streamline communication on behalf of consumers
Client information- input client information- input referrals
Review client shared client data; search for local resources
Demographics- input referrals- input information
Review client information; client intake; screening for community services; reporting
Service documentation

41 (b). Do operational partners have access to data they need for their operations such as data about your consumers/services? If yes, for what purpose?

Specify the purpose
All of the above mentioned in question #47
Client demographic data
Consumer service data tracking- reporting
Input service utilization information
AAA providers use the same database
Office for the aging services
Service delivery
Individual programs may access client service utilization- but details are confidential to program utilized.
Review client information- referrals
Review client information
Review client information- input information
Only the Mecklenburg CRC has an online referral and tracking system.
Input and review client information- input referrals and track and review client service utilization
Documentation of service delivery- input client data- obtain summary reports on clients and services.
Resource database only
The point shares limited data with the case management agencies with the purpose of following up on individuals referred for h& amp; cc-services (rather than by use of electronic database.
Some providers input their data into system and run reports
Input client demographic information- input service utilization information- obtain summary reports
Reporting and monitoring purposes
Serve common clients.
Partners only have access to ADRC intake form and can track and monitor services noted by other referred to partners (if applicable).
Mfp
Review client service utilization
Demographics- client information- services needed/provided/summaries
Annual 704 report
Information for grants
Share resources
To share information through peer place
The personal care home maker agency receives an electronic referral with client information. The agency then keeps up the client record -- demographic information.
Referrals to and from local center for independent living with consumer consent
Some partners have access for all the reasons listed above
All purposes listed
Review client information
Referral information on warm transfers
DHHS for adult protection
Shared consumers with client approval
Data base of resources available
Resource information only via website

42 (a) Do service providers have access to data about our consumers? If yes, for what purpose?

Specify the purpose
Input referrals- input service utilization information

42 (a) Do service providers have access to data about our consumers? If yes, for what purpose?

Specify the purpose

data for referrals
For collaboration on services for specific consumers if ROI signed
contact information- needs assessment- # of hours approved and type of service requested
This Region sends annual utilization/demographic data to providers
To contact consumer to enroll in service
service reports on clients
for review and input client utilization
review client information- input client demographic information-input service utilization information- review client service utilization- obtain summary reports on clients and services
Enter client information- enter units of service provided.
Obtain summary reports on clients and services- input service utilization information
ADRC Partners ?
To provide quality service
Care Planning- Billing
to review client information- to enter client data on services delivered and to provide a connected system for follow through upon referral and initiation of aging funded services
Some providers have access to our database and is able to see limited client data
Can change, update & add to information- run reports- track service provision.
they have access only if they serve the individual in their program
Read Only
on admissions into services
Access is tiered according to what is needed to fulfill contractual requirements with the AAA.
input service utilization information
Client information- and service deliveries
review of client info- input client demographic info- input service utilization- review client service utilization-and obtain summary reports on clients services
To provide services to consumers& clients.
aggregate numbers only on types of clients- not client specific unless making a referral
only for provision of service
To assist in continuity of care
Review and stats
review client info
obtain summary reports
review client information- input client demographic information- input service utilization information- review client service utilization- obtain summary reports on clients and/or services
service provision
limited on as needed basis
To record service delivery.
See above.
info on clients and services received
To make referrals

42 (a) Do service providers have access to data about our consumers? If yes, for what purpose?

Specify the purpose

Only information needed to serve the individuals
Service Providers can access client information if written consent is obtained from the client. Purpose is to reduce duplicate service referrals and to eliminate duplication of services.
As requested to provide service
review consumer info- billing for services provided
Provider direct but it is limited- enough information to provide requested services and billing
providers can view service utilization for their specific agency only
Provider Direct;Service Providers
Provider Direct for billing purposes
Providers can see demographic information so they can follow-up with clients and can enter billing via the electronic system.
See #86 for clarification
Client service utilization specific to the provider.
basic demographics
Provider Direct
Provider Direct
Provider Direct
for billing purposes
Provider contractors need basic demographic information in order to provide the service needed
Provider Direct system for vendors
Provider Direct for Vendors
Provider contractors need basic demographic information in order to provide the service needed
Provider Direct - to receive referrals- fill requests for service- enter information for billing purposes.
Billing
ADSD providers have access to consumer data under the SAMS system.
SAMS
Review Client Utilization; Data Reporting field for Refer 7.5
The goal is to improve streamlined access to data and avoid duplication and to allow partners to have better access to accurate up to date community resource information
Review client service utilization- summary reports. Client information with a release
review;input
SERVICE DOCUMENTATION
all of the above mentioned in question #48
input client demographic and service utilization information
client demographic data
Referrals only
Client service data tracking- demographics and demographics. Reports.
To input client demographic information and client service information.
Specific Data through SAMS
Shared data with AAA
utilization review- referrals

42 (a) Do service providers have access to data about our consumers? If yes, for what purpose?

Specify the purpose

input referrals- review client service utilization
input client info- review information- obtain reports
Those CRC partners who made referral or are referred to have access to electronic information in Mecklenburg County based on a verbal release by the consumer.
View referrals
review client information- input service utilization
Review client information- enter service utilization as it relates to the specific service provided.
to verify eligibility for billing
referral/service delivery
utilization - billing
Service providers have access to date necessary to provide services to clients and caregivers. The POINT shares data with service providers manually as necessary for each individual referral.
input client demographic information- input service utilization information- obtain summary reports
Congregate Nutrition and Senior Centers
input demographic data
Partnering service providers are able to review client intake information- input referrals- and input on assistance provided. Basically service providers are able to track and monitor assistance provided to consumer by partnering agencies.
review client service utilization
summaries - not client specific upon request
RSA USOR have access only for monitoring purposes
We share assessment information when it relates to programs and services with client permission.
CFC waiver clients only
Client assessments
Access provided with client consent.
Personal Care providers receive referrals
Review client information- input client demographic information- input referrals- input service utilization information- review client service utilization- obtain summary reports on clients; or services.
all purposes listed above
County Aging providers share same consumer database
obtain summary reports
Need to know or enrolled in their program
Informational only- unmet needs- etc.

47. On which topics, if any, would you like to receive additional assistance from technical assistance provider?

Our agency would like to receive additional assistance on how to obtain funding for Care Transitions.
Data collection systems that work well for multiple programs.
Data base and standardized collection of data in order to report outcomes. Currently supervise the HMIS team for the Municipality and am familiar with Bowman Systems Service Point and have some knowledge of more sophisticated data bases. Currently are using MiCil which does not have the ability to capture data that is required

47. On which topics, if any, would you like to receive additional assistance from technical assistance provider?

for this report. ADRC is slated to move to SAMS system in the future but still need information on how to best capture and record data while serving maximum number of individual Information on options counseling--a training course for counselors and standardized forms.
Current data collection system does not provide ability to answer a number of questions in this survey. We are able to count hours of services- but not individuals.
To justify funding requests and administer service provide contracts.
Hands-on Options Counseling Training
Standardized consumer information sheet and data collection.
We are always looking for best practices and/or forms that may help us track consumers or provide better service.
Advocates would like a standardized database for data collection.
sustainability
Quality Assurance and Care Transitions. The ADRC operates an informal Care Transitions Program and we do have statistical data that can be provided if requested. DSAAPS is working on system improvements to retrieve the demographic data needed to complete Section B. Populations Served.
SMMCLTCP
Thorough explanation/training of all questions on the SART.
I would like assistance on completing the SART report specific to agencies that do not qualify as an ADRC site.
Improving consumer services; program planning- performance data.
building firewalls for fee-for-service; developing HIPAA policies and procedures
Sustainability and obtaining and maintaining formal partnerships
How to meet the follow-up requirement with the limited time and staff available. When ask consumer do not want a follow-up call...they will call us if they have another need/ request for information.
Operationalizing Options Counseling according to ACL Draft Standards.
Would appreciate marketing tips and suggestions that have worked in other areas.
Nothing to request at this time
NA
None
How to appropriately respond to the report based on state implementation of the ADRC? Some areas in which data is required- don't have access to this and need to indicate N/A or unavailable- but cannot.
Justification for funding
Training of the best way to collect the required data.
presently satisfied
ADRC standard operating procedures - national/state
Need consistent/reliable method to collect local and statewide data in Maryland for MAP. Much of the data being requested by SART and this survey is not currently collected in a manner conducive to report generation in our state. State guidance is lacking in this area.
Templates for MOUs with partner agencies would be helpful. Also- shared database with partner agencies would facilitate enhanced communication.
It would be most helpful if the technical assistance provider would be able to assist local ADRCs in establishing a data collection system that reflects the information expected to be reported on within the SART and/or the local National Evaluation Survey. All ADRC's are at different stages and/or levels of operation. Many operate- such as ours- with tracking what is required of the original SART report through excel spreadsheets since our data programs are limited (due to limited funding) or no in house IT (since part of local government- IT concentrates only on the daily internal data needed for county operations). Based on not having prior knowledge on what the survey was looking to collect nor having a seamless manner in which to collect data- the numbers collected may not be an accurate reflection of the work conducted during this reporting period.
not sure
None at this time.

47. On which topics, if any, would you like to receive additional assistance from technical assistance provider?

Learning about benchmarked studies from other ADRCs and improving evaluation- by using known tools- which work for evaluation.

None needed at this time.

Our current AIM (Aging Information Management) database is not able to capture much of the information that you are requesting for this survey. We are in need of additional; A and support staff.

all relevant topics

none

None.

Would appreciate advance notice of data that will be requested for upcoming reports- in order to keep track of or develop- a tracking system to obtain the data.

What is the information that is being collected used for? How will it help us?

Eligibility Screening Module; Initial Screening of ADRC Clients

None at this time- thank you.

Measuring outcomes and quality.

Affordability of warm transfer systems that may work with several partner agencies.

none

Satisfaction surveys and follow-up questions

This section is not applicable to the website.

Additional Comments:For question 48. We provide this data in the form of dashboards to partners. We do not share however details of consumer data due to MN Data Privacy Practices Act requirements and HIPPA. Each of these sections should have a notes section. For instance for the Client Feedback Survey section I would have put in information but it wouldn't allow me to indicate this is a percentage of callers who respond- 95% and the number of consumers provided by the SLL to customers is also a % based on population and planning and service area. Please add Notes sections to each section of this report for staff to provide additional information to the TAE. Thanks :)

Program planning and implementation for staff and clients. Management techniques best used to chart success and failures of program plan- staff accountability and client satisfaction.

A better of understanding of running reports for data collection.

Enhancing data collection software- thus- systems would better integrate for reporting purposes.

all of the above

Program Planning; funding sources

Warm transfer options

Matrix Management as it applies to a successful ADRC model Technology Assistance widely promoting and enhancing the ADRC/NWD technology systems we have in place now so that health care and social service partners will work with and help us develop what we have rather than create something new

Creating accurate reports from SAMS

Data collection tools and processes.

All questions and reported answers based on software tracking tool developed by Peer place. We do not track all data the same way it is being asked for in this report. If data needs to be collected differently going forward for accurate reporting- data collection should be designed using this reporting tool as the basis to pull data when needed and data entry should be standardized across the country. The cost born to make these changes at the local level would be astronomical.

The Ashe County CRC would like to see a database system in place so that all providers would have access to consumer information when needed.

Regarding 49-53 Follow-up differs regarding the service. For most CRC; A situations the idea is follow-up would occur one week after contact. However for Options Counseling we follow a 30- 60- 90 day follow-up schedule. For Money Follows the Person we complete surveys one year after transitioning and 2 years after transitioning. So the follow-up procedures vary greatly depending on the program. 57. Technical Assistance on data tracking would be greatly appreciated and very useful. Ever since the creating of NC Carelink was ended and there is no word of a

47. On which topics, if any, would you like to receive additional assistance from technical assistance provider?

replacement- we have no developing or functional reporting system. How can we best collect and provide the data needed for CRC reports?
Our CRC does not have a web based system to track numbers- therefore it is almost impossible to provide much of the information requested.
None
Tracking measurable outcomes through customer service.
Securing Funding for ADRC capacity.
56 will not save my answers. The first four boxes should be saved.
None
I did not receive the information from the agencies I followed up with for these particular questions.
Integration of 2-1-1 call center activity into ADRC statistical reporting
Taxonomy
More demographic information on Over 60- Under 60; e.g.- are they MA eligible?
Not sure
At this time information is adequately distributed.
THE POINT would like training on best practices for dealing with difficult clients and or callers.
We need more intense proactive training modules for various reporting documentation. This includes Information Referral- I-Care- Family Caregiver- Ombudsman reporting procedures.
Consumer Choice Programming Options Counseling - HCBS
How to pull accurate reports.
We appreciate more assistance in supporting partnerships. In our model- the partners do not have a strong incentive to actively support the day to day activities of the ADRC in providing an on-call model help/information/referral phone line to over 250-000 seniors as well as persons with disabilities- helping professionals- and caregivers. Sample Memorandums of understanding between partners and best practices would be very helpful. We have not seen this addressed greatly in the TAE newsletter or on-line resources.
N/A
CCTP List Bill Submissions
How to accurately track consumer information in the above required information to ensure that we are providing the most accurate up to day data on all of the activities and services we are providing.
I would like to have more feedback from the reports submitted and the information gathered by the provider.
How to capture measured outcomes is always a challenge for newer ADRC's to implement? It would be nice if the technical assistance provider could provide us a tool that we could use that will help us answer SART questions better and measure outcomes in a more streamlined way for all ADRC's.
clarification for our state agency on our ability to provide services (e.g.- Care Transitions) under contract with profit- and not-for-profit providers and draw on Title III revenues if contractual revenues are not sufficient. Our state unit on agency prohibits us from using Title III to supplement contractual revenues--which makes it extremely difficult to diversify our funding streams.
Reporting.
Serving LGBT older adults
How to best do a quantitative performance eval with very limited staff and with consumers who often do not have computer or phone access.
The use of Options Counseling with people with intellectual disabilities and youth in general
We already frequently request assistance to add topics or understand how to get more information out of our agency databases to help us with reports or when needing stats for contracts or funding. We need a better understanding of this SART report and what we include for services and consumers. Topics like: When you are talking about our agency and its service area - do we comment on unmet need if it's not something we have ability to control? Example: there is an unmet need for homemakers in our service area- but we do not hold the contract on this.
How to better track the data for these reports and create simpler reports.

47. On which topics, if any, would you like to receive additional assistance from technical assistance provider?

We would like more training on how best to use Refer on a daily basis and to our advantage to our organization.
Veteran Assistance Programs Informal Caregivers
All ADRCs are to develop sustainability plans that include adequate reimbursements or fees for service. ADRCs are to serve individuals of all incomes. What are ADRCs charging individuals with incomes that do not make them eligible for public funds - and for what services? Refer to your Question 82 on fees or service or per unit fee for the specific services identified in that question. What business plan tool kits are available to help ADRCs with this sustainability component?
Modernized telephone service Website chat interaction in secure environment
None at this time
None
None
We are in startup mode and creating a QA policy at present time. Our phone system will accommodate warm transfers in the very near future
successful and affordable care transition projects in action
Program Planning
none

49 (a) If yes, to which of the following populations is the eligibility screening instrument administered ?

Specify other populations

All qualified
All
18-64
All populations
we assist all callers who identify as 60 years of age and older; however as of April 2013 we now assist any caller requesting Medicaid Waiver services who is at least 18 years of age or older
age 60- 64
Aged 60 and older
Age 60 and older
Aged 60+
caregiver-Title IIIIE
60+ population
Caregiver
Alzheimer; Dementia
Dementia
Any Aged 55+
All age 18 plus consumers
Any older adult or adult with a disability seeking LTSS services.
Income assessment
If individual is applying for a Medicaid Waiver or the Senior Care program- MAP staff complete a Referral form for AERS screening.
All disabilities
All disabilities are served by the Center for Living Working- Inc.
Caregivers- relatives

49 (a) If yes, to which of the following populations is the eligibility screening instrument administered ?

Specify other populations
Screen by age
Age 60-65
Any other disability not listed
Income
ADRC of Southeast Michigan is not currently operational. We are currently in emerging status and anticipate beginning to provide in Summer- 2013. When our ADRC is operational- we will be doing this.
Anyone under 65 too
Age 60 and older.
ALL (and everyone) are screened
Financial
Family caregiver
Adults 18 and older who might be eligible for long term care services and family caregivers
60 and older
As needed for all callers
All populations that contact us
Dementia
Everyone is screened
Depends upon agency
Depends on specific operating organization
Under 60 years of age
We serve older adults (60+) and people with physical disabilities. These consumers may also have one or more of the diagnosis above.
People 60 and older
Age and disability
Any age and any disability.
Everyone who calls is screened for program eligibility
Combination of all Core Partners
All apply for Medicare recipients and for Other - Private pay services and All age 60 and over who contact the agency are screened for eligibility. All HDM applicants - regardless of age- are screened.
Age 60 -65
Age 60+ and adults w/ disabilities
Anyone who is requesting in-home services that relate to our contracted in-home services
All populations
functional assessment
60+
Aged 60 and over or if under 60 if having passed a Medicaid Personal Care screening
Aged 60 and older
Aged 60 and older
Mental illness when dual diagnosis
Adult w/ a disability; child w/ a disability who is 17.5 years of age
Consumers with Mental Illness as a comorbidity to PD or Frail Elderly. Terminal Illness.

49 (a) If yes, to which of the following populations is the eligibility screening instrument administered ?

Specify other populations

Under age 60 only

49 (b). What kind of information is collected?

Specify other kind of information collected

Current public benefits
If doing benefits counseling or options counseling would collect all the information listed.
Demographic information is collected and other items depending on consumer needs and requests for service.
Veteran status
Nutrition status
Open-ended question regarding any current concerns.
Geographic
Medications- financial assistance- Medicare status/medicaid status other insurance- VA benefits or if veteran- if renting or own home- caregiver stress and disabilities
Prescreening intake form does not officially include info about health status and adls - but we ask about those items to make a preliminary determination of need and eligibility.
Current and needed services
Insurance provider; Medicare; Medicaid
Community supports
Needs
As it pertains to the questions they ask or requested services
Type of community assistance receiving; type of natural support - i.e. Family- friends- faith-based community; transportation
Emergency contacts
Map collects demographics- living situation- caregivers- LTSS received- income and assets. Aers collects health status- cognitive- behaviors. The future level i screen will incorporate most of the items above.
As needed to determine appropriate assistance.
Housing needs and what else consumer will share.
Independent living services needed
ADRC of southeast Michigan is not currently operational. We are currently in emerging status and anticipate beginning to provide; in summer- 2013. When our ADRC is operational- we will collect this data.
Info collected only as needed and applicable
This information is contingent however on the consumers' willingness to share and is not for financial eligibility determinations but for serving the consumer with ltoc.
Case by case- based on needs.
Medical diagnoses- if applicable living environment
Initial item or service they are seeking
Other social programs and other supports
All of the above where applicable.
How they would like to be assisted
Information collected is based on need of client

49 (b). What kind of information is collected?

Specify other kind of information collected

Depends on specific operating organization
Any information that may be needed for making an appropriate referral for on behalf of the individual or contact.
Nutrition
Any age- any disability
Type of disability
Disability; living situation; benefits person receiving.
Level of peer or ally support- employment status
Disability and life goal
Emotion; support system; substance abuse
Directions to home- health insurance- what services do they need? Emergency contacts
Veteran
Oral health needs
All information is not collected in every situation. It depends on the nature of the request and what the professional interviewer feels would be beneficial to gather so that the consumer can have the best possible ADRC experience.
Employment- goals- medications
Employment status; needs; health related services needs with level of help needed; communication and cognition; mental health; substance use; as well as a risk determination

50 (b). How do clients in your state/site complete and file applications for financial eligibility for Medicaid or publicly funded LTSS?

Specify other eligibility screening modules

Persons can call their local county human services and ask to have an application mailed to them
Medicare Savings Program Applications
Deterlevelmined at care coordination
Referral to ID H;W office
Callers may request or start an application by phone- which is then mailed for person signature- then returned by mail/fax/in person
Financial eligibility for Medicaid generally requires an in-person application at the local Department of Community Based Services office. (The exception is for Medicare Savings Programs.) Most LTSS available through the Bluegrass AAAIL that have financial eligibility require an in-person assessment application.
Applicants must apply in person at the local state office.
Directed to DCBS Offices
We screen for eligibility.
people call to get list of documents to bring to local office to apply
In person at DHHS
Applications are faxed back to State using a secure fax
Is dependent upon the application. For many Medicaid programs online application is possible and then may require an in-person visit to the Dept. of Social Services. Other programs (e.g. - Medicaid HCBS Waiver) require a paper application that is mailed to the applicant.
LOCAL COA
HANDLED BY CWA
Has to be done through County Welfare Board location and by County Welfare Board Staff.
All is dependent on what the consumer wants- what is required- or what the other service provider will accept.
Applications are completed during in-home visits and scanned and emailed to the county JFS
Paper copies are obtained via mail- completed by hand and faxed to the County office.
n/a
Local DHS office and FTAAAD
ADRC Staff Assist
Vision and Texas Ramp Project
Person to person interviews are initiated and application is submitted online.
LIS -Prescription Assistance Programs
Referrals to Triple A- Life Run- Social Security Office
Applications can be accessed- completed- and submitted on line. They can also be completed by hand and turned in by mail- or a state office. ADRC staff can also fax in a completed hand application
you can call to get assistance with completing the forms
Referred to Dept. of Family Svcs
Most are completed at local Dept. of Health and Human Resources office
Most are completed at local Dept. of Health and Human Resources office
Applications may be filled out verbally over the phone with an Economic Support Staff.
Applications are mailed or brought on visit by ADRC staff

51 (a). In what ways do ADRC staff assist clients with financial eligibility applications for Medicaid LTSS Programs?

Specify other
Follow-up with client on application status
Assistance is provided to client on the amount of supports needed.
Refer for advocacy and legal services for appeals.
Assist with appeals but do not manage them
We offer to become authorized representatives for clients needing that level of assistance.
Organization has desire and staff capacity to assist with application- however we have no funding to do so.
We also provide copies of application and contacts of who can assist with filling out the application and who can check the status of their application
Assist consumer with appeals process
Assist with appeals process.
We occasionally assist with required financials and appeals
Assist them with appeals.
Serving Health Information Needs of Elders (SHINE)
This is done primarily with volunteer supports
Advocate; assist with appeal process
Give info on meeting spend down- pooled trusts
Depends upon the agency
Assist with appeals as appropriate.
We administer the Medicaid program.
Send the application to Division of Elderly Affairs- the Division then assigns the case to a LTSS
Applications 1-. Food Stamps thru SC Maps and scmapp.sc.gov and 2 ABD Medicaid 1 referral- CLTC Referral Form
We refer to local CLTC; Medicaid office as necessary
Advocate for the client as needed within the system.
Refer to partners for actual assistance
Assisting clients in the above activities are dependent on the peers abilities
Submit to DSS
ADRC staff mail or hand out applications

52 (a). In what ways do ADRC staff assist clients with financial eligibility applications for publicly funded LTSS* other than Medicaid LTSS?

Specify other
Assistance is provided to client on the amount of supports needed.
ADRC coordinates SCA and OAA programs
Food Stamp Applications
Assist with appeals process.
Occasionally assist individuals with financial eligibility applications for publicly-funded LTSS other than Medicaid
Assist them with appeals.
ADRC of Southeast Michigan is not currently operational. We are currently in emerging status and anticipate beginning to provide IA in Summer- 2013. When our ADRC is operational- we will be doing this.
Advocate; assist with appeal process
Processing of paperwork for the applications
Depends upon the agency
Contact the programs to help identify the issues that is preventing the completing of the application.
Advocate for the client as needed within the system.
Refer to our partners for assistance
Assisting the peer on the basis of the peers abilities
Submit to DSS
No other public-funded LTSS

52 (b). Please describe the publicly funded LTSS services in your state. This includes LTSS programs funded solely by state or county

Medicaid Waiver- Alabama Cares
D Waiver Alabama Cares
Senior Rx Program: Advocacy and assistance in gaining FREE or reduced-cost access to prescribed medications. Alabama Elderly Simplified Application Project (AESAP): Simplified application process for persons age 60+ that provides a monthly financial benefit to purchase food. Transportation. Home-Bound Meals: Daily meals to include breakfast and lunch to seniors who are homebound Medicaid Waiver (ED/HIV AIDS): Comprehensive services to allow an individual to remain in their home. Part-D Evidence based Interventions: Chronic Disease Self-Management Program.
Home; Community Based; D Waivers
Alabama Cares- caregiver respite program Title III Homemaker Services
Senior Rx- SHIP- Ombudsmen- Alabama Cares- Medicaid Waiver- Legal Services- Project Share through Huntsville Utilities
However HCBS waivers- personal care services- chore services- Medicaid- Public Assistance- Nutrition- Transportation- housing modifications- assistive technology- Social Security- Medicare- ACHIA- Family Caregiver Support- other support/peer groups.
Medicaid waiver Senior Benefits
Medicaid (general)Denali Kid Care Medicaid Waiver: Alaskans Living Independently (ALI): Adults w/Physical Disabilities (APDD) and Older Alaskans (OA)Medicaid Waiver: Children w/Complex Medical Conditions (CCMC)Medicaid Waiver: Intellectual and Developmental Disabilities (IDD)LTC (Nursing Home) Medicaid Adult Public Assistance (APA)Temporary Assistance Program General Relief Assistance (GRA)Chronic and Acute Medical Assistance (CAMA)Personal Care Attendant (Agency-based and

52 (b). Please describe the publicly funded LTSS services in your state. This includes LTSS programs funded solely by state or county

Consumer Directed)Food Stamps State of Alaska Senior Benefits Nutrition and Transportation Services (Meals on Wheels- Care-a-van)Medicare Savings Program (QYMBY/SLMBY)E-mods TEFRA Senior In-home Services National Family Caregiver Support Program Adult Day Services Nursing Facility Transition Program Qualifying Income Trusts

Area Agency on Aging- Centers for Independent Living- Division of Developmental Disabilities- Arizona Division of Aging and Adult Services- State Health Insurance Assistance Program- Adult Protective Services- Medicaid (AHCCCS/ALTCS)- long term supports and service providers (home health agencies and nursing facilities)- critical pathway providers (hospital discharge staff).

Arizona Long Term Care (Medicaid)- ADRC services

It is the Arizona Long Term Care System (ALTCS)

Medicaid (Arizona Health Care Cost Containment System / Arizona Long Term Care [ALTCS])Some systems are supported by the OAA with limited state funding

AHCCCS/Medicaid- AAA and Division of Developmentally disabled (DDD) - are the only publicly funded systems in this area.

Elder Choices (Aged 65 and over Waiver)Living Choices (Assisted Living Waiver)Alternatives (Adults with Physical Disability age 21-64 Waiver)Independent Choices (State Plan - Consumer Directed Cash and Counseling Personal Care Program - age 18 and over)State Plan Personal Care Program (age 60 and over)

MSSP- SOAR- Linkages- Care Transitions- and IHSS.

Renter Deposit assistance programs Nevada County Senior Outreach Nurses Home Modification Program County Medical Services Program (CMSP)

DAAS Intake processes referrals for In Home Supportive services- home delivered meals- a special case management service funded by local money- hospital to home transitional care services- and general information and referral.

Medicaid Long Term Care Medicaid Medicare Savings Program Working Adults with Disabilities Medicaid Adults Without Dependent Children Medicaid

Access to LTSS is through many means: ADRC (ARCH in Colorado) Community Centered Boards- County Departments of Human/Social Services- Disability Determination Services- Medicaid- PACE (Program for All-Inclusive Care for the Elderly)- Single Entry Points- Independent Living Centers. LTSS Services include: Institutional Care- skilled nursing facilities. Home and Community Based Services: Assisted Living Residences- (Alternative Care Facilities in Colorado)- Home health care- Personal Assistance Services- Adult Day Programs- Older Americans Act Programs

Food stamps Medicare Savings LEAP OAP Housing Applications, CSBG Low Income Subsidies- Medicare Social Security Rent- heat and rebate

All as mentioned before and Money Follows the Person- just getting started.

LTC Medicaid- Home Care Services- HCBS- Older Americans Act programs- ARCH- Colorado Choice Transitions- ADRC Options Counseling

Medicaid waivers: Connecticut Homecare Program for Elders; Traumatic brain injury; mental health waiver; personal care attendant waiver- developmental disability waiver; CT Homecare Program for disabled adults; (Pilot Program).Alzheimer Caregiver Respite Program- National Caregiver Respite Program and Supplemental Services- Meals on Wheels- Dial-a-Ride services- Para transit services- subsidized housing with congregate meals and house cleaning- subsidized assisted living facilities- subsidized elderly and disabled housing- private assisted living- continuing care retirement communities- home of the aged settings; community agencies funded by Older American dollars which includes legal services- homemaking- mental health- chore service- outreach- transportation- financial assistance- aging in place assessments- peer counseling- senior centers- adult day centers- assistive technology assistance- employment counseling- re-balancing of Medicaid dollars for assistance to people transitioning from skilled nursing facility to home- ADA consulting- mobility assistance- Bureau of Rehab services- care transitions- support specialist for mental health consumers. Financial support programs such as energy assistance- rental rebate- SNAP- Medicare Savings Program- Prescription Assistance.

52 (b). Please describe the publicly funded LTSS services in your state. This includes LTSS programs funded solely by state or county

CT administers the CT Home Care Program- a Medicaid waiver for older adults which will include younger adults with disabilities beginning July-2013. The Agency on Aging administers the Veterans Home Based program Katy Beckett waiver Personal Care Assistant waiver Medicaid Statewide Respite Care National Family Care giver Support Centers for Independent Living

CT Homecare Program for Elders (state funded) CT Homecare program for disabled (state funded- only 50 slots) Alzheimer's Respite Care Program (state funded)

Medicaid – Insurance NAPTANFDDSDMHASDSS - Cash assistance

Medicaid LTSS Supplemental Nutrition Assistance Program Energy Assistance Emergency Funds Home Modifications State Rental Assistance Program Transportation Housing (SRAP)

Publicly funded LTSS services through the ADRC include state funded Community Care for the Elderly- Alzheimer's Disease Initiative- Home Care for the Elderly. These do not have a financial eligibility. The ADRC does the screening/prioritization and releases clients for service in order of priority when funding is available. The ADRC also assists with financial eligibility for publicly funded programs such as SNAP (food stamps) and Low Income Subsidy/Extra Help which are not Medicaid. Department of Children and Families does the same for state funded Community Care for Disabled Adults- and Home Care for Disabled Adults. These do not have a financial eligibility.

HCBS non-Medicaid Services County Funded Services

Community Care Services Program Independent Care Waiver Program Mental Retardation/New Options Comm. Habilitation/Comp Sup SOURCEGAPP In-home Private Duty Nursing GAPP-Medically Fragile Daycare

Food Stamps- LIHEAP- Medicare Savings Plans

LTSS programs available include: Case Management Congregate Meals Home-Delivered Meals Homemaker Services Caregiver Material Aid Personal Care Services In-home Respite Care Services State Health Insurance Assistance Program (Georgia Cares) -- this is the CMS SHIP program Money Follows Person Transition Coordination MS Local Contact Agency ADRC Enhanced Options Counseling (Hospital On-Site Options Counseling) HCBS Medicaid Waiver - 1915 C Elderly and Disabled Waiver (formerly known as the Community Care Services Program Medicaid Waiver)

The Home and Community Based Service Program receives funds as outlined in the Older American's Act and from the state of Georgia. The Community Care Services Programs received Medicaid funds. Funding is also donated by groups and individuals.

Home Delivered Meals Congregate Meals Homemaker Assistance Respite Care Adult Day Health Community Living Program (Consumer-Directed) Medicaid waiver programs (CCSP- SOURCE- ICWP) Kinship Cares (Grandparents Raising Grandchildren) Alzheimer's Services (Education/Training/Daily Living Aids)

Our organization is not a LTSS funded provider.

1. CCSP-Community Care Services Program-elderly and/or functionally impaired or have disabilities. 2. SOURCE-Service Options Using Resources in Community Environment-primary enhanced case management under elderly and disabled waiver. Serves blind- aged- disabled who are SSI eligible. 3. ICWP-Independent Care Waiver Program-for Medicaid recipients who have severe physical disabilities- are between the ages of 21-64. 4. NOW-New Options Waiver and COMP-Comprehensive Supports Waiver Program-for people who have developmental or intellectual disabilities. 5. GAPP-Georgia Pediatric Program--specialized skilled nursing services to medically fragile members with a current Individualized Family Service Plan- age birth to 3 years of age. 6. MFP-Money Follows the Person-helps people living in nursing homes and ICF-MR facilities to transition and resettle in to a community setting. 7. Older Americans Act programs Homemaker Home-delivered meals Congregate meals Caregiver Support Respite Personal support services

1. Community Care Services (CCSP) Provision of twenty-four hour- seven-day-per-week availability for medically-impaired individuals and their families to determine service needs and interventions; plan- arrange- coordinate- monitor and evaluate services; communicate with medical professionals; and refer to

52 (b). Please describe the publicly funded LTSS services in your state. This includes LTSS programs funded solely by state or county

community resources as appropriate

2. Elderly Legal Assistance Program (ELAP) Legal advice- counseling and representation by an attorney or other person acting under the supervision of an attorney: (NAPIS_2010)
3. Georgia Cares Provides information to individuals regarding their eligibility for benefits- one-on-one assistance with pursuing claims/benefits- and advocacy on behalf of the beneficiary
4. Gateway/ADRC Options Counseling Long-term support options counseling is an interactive decision support process whereby consumers- family members- and/or significant others are supported in their deliberations to determine appropriate long-term care choices in the context of the consumers'™ needs- preferences- values- and individual circumstances. (AoA definition 2010) Gateway/ADRC Specialists will be trained to provide options counseling via telephone during FY2014.
5. Money Follows the Person Gateway/ADRCs MDSQ Options Counseling: Long-term support options counseling is an interactive decision support process whereby consumers- family members- and/or significant others are supported in their deliberations to determine appropriate long-term care choices in the context of the consumer'™s needs- preferences- values- and individual circumstances for individuals currently living in nursing facilities and is provided face-to-face (AoA definition 2010).
6. Home and Community Based Services (HCBS) In-Home Services HCBS Homemaker Services: Assistance with preparing meals- shopping for personal items- managing money- using the telephone or doing light housework (NAPIS_5_2010) HCBS Personal Care Services: Personal assistance- stand-by assistance- supervision or cues (NAPIS_5_2010)
7. Home and Community Based Services (HCBS) Caregiver Services HCBS Caregiver Respite Care: In-Home: services which offer temporary- substitute supports or living arrangements for care recipients in order to provide a brief period of relief or rest for caregivers. Respite Care includes personal care- homemaker- and other in-home respite. (NAPIS_5_2010)
8. Home and Community Based Services (HCBS) Kinship Care Services HCBS Kinship Caregiver Group: Activities provided on behalf of kinship caregivers and kinship care receivers to support their continued independence and well-being
9. Home and Community Based Services (HCBS) Nutrition and Wellness Programs HCBS Nutrition/Wellness: Congregate Meals: A meal provided to a qualified individual in a congregate or group setting. The meal as served meets all of the requirements of the Older Americans Act and State/Local laws. (NAPIS_5_2010) HCBS Nutrition/Wellness: Home Delivered Meals: A meal provided to a qualified individual in his/her place of residence. The meal is served in a program administered by SUAs and/or AAAs and meets all of the requirements of the Older Americans Act and State/Local laws. (NAPIS_5_2010) May include assistive technology for dining. (DAS) HCBS Nutrition/Wellness: Nutrition Counseling HCBS Nutrition/Wellness: Health Promotion and Disease Prevention Group
10. Home and Community Based Services (HCBS) Case Management. Assistance either in the form of access or care coordination in circumstances where the older person or caregiver is experiencing diminished functioning capacities- personal conditions- or other characteristics which require the provision of services by a formal service provider and/or family caregivers. Activities of case management include such practices as assessing needs- developing care plans- authorizing and coordinating services among providers- and providing follow-up and reassessment- as required (NAPIS_5_2010)
11. Other Home and Community Based Services (HCBS). HCBS Information and Assistance: A service that: (A) provides individuals with information on services available within the communities; (B) links individuals to the services and opportunities that are available within the communities; (C) to the maximum extent practicable- establishes adequate follow-up procedures. Internet web site; hits ; are to be counted only if information is requested and supplied. (NAPIS_5_2010) HCBS Telephone Reassurance: Interaction with individuals by telephone to reduce social isolation- provide support and ensure health and safety. (DAS) HCBS Home Modification/Home Repair: Provision of housing improvement services designed to promote the safety and well-being of adults in their residences- to improve internal and external accessibility- to reduce the risk of injury- and to facilitate in general the ability of older individuals to remain at home. May also include the purchase and installation of assistive technology or devices such as locks- smoke detectors- tub rails- improved lighting- etc. For Kinship Care- items could include but are not limited to safety electrical plugs- child safety gates- and window/drawer safety latches. (DAS) HCBS Transportation (DHS Unified): Provision of DHS Unified Transportation as a means of transporting clients

52 (b). Please describe the publicly funded LTSS services in your state. This includes LTSS programs funded solely by state or county

from one location to another. Does not include any other activity. (DAS)12. Long-term Care Ombudsman (LTCO) Provision of services that protect and improve the quality of care and quality of life for residents of long-term care facilities through advocacy for and on behalf of residents and through the promotion of community involvement in long-term care facilities13. Alzheimer Programs& Personal care for dependent elders in a supervised- protective- and congregate setting during some portion of a day. Services offered in conjunction with adult day care typically include social and recreational activities- training- and counseling..."e; (NAPIS_ 5_2010) 14. Chronic Disease Self-Management Program (CDSMP)A Stanford University evidence-based program facilitated by non-health professionals to improve the skills needed to manage day-to-day problems with chronic disease. Skills taught include appropriate exercise- communication- nutrition and pain management techniques. (DAS)15. Other Services- Programs- or Grant Funded Projects€ç Medicare Improvements for Patients and Providers Act (MIPPA): This act- signed into law on July 15- 2008- encompasses significant changes and opportunities for Medicare beneficiaries- particularly those who are low-income. A Care Transitions: Created by Section 3026 of the Affordable Care Act- the Community-Based Care Transition Program (CCTP) provides funding to test models for improving care transitions for high-risk Medicare patients by using services to manage patients transitions from acute-care hospitals with high readmission rates to another setting- such as a long-term care facility or the patients home

Information and Referral/ Assistance - The provision of information- assessing the needs of individuals and referring them to appropriate services- advocacy- crisis intervention and follow up- as defined by the Alliance for Information and Referral Systems (AIRS). Short Term Crisis Intervention - Short-term crisis intervention is used to prevent unnecessary institutionalization- whether that is short-term hospitalization or long-term placement- and to stabilize individuals and their families in times of immediate need before they have been connected to ongoing support and services. It usually involves intensive supports over a period of a few days. Benefits Counseling - Benefits counseling involves counseling individuals about public benefits- assisting in applying for benefits- and offering guidance regarding appeals for denied applications. Options Counseling - Options Counseling is a person-centered- interactive- decision-support process whereby individuals receive assistance in their deliberations to make informed long-term support choices in the context of their own preferences- strengths- and values. Planning for Future LTC Needs - The process of planning for ones€™s future long term care needs. For ADRCs- this may involve the provision of information- options counseling and resources about retirement planning- financial planning- LTC insurance- and reverse mortgages. SHIP Counseling - The State Health Insurance Assistance Program- or SHIP- is a national program that offers one-on-one counseling and assistance to people with Medicare and their families. Peer Counseling - Centers for Independent Living offer peer counseling as a core service-- individuals with disabilities serve as role models to peers- providing information and support- and facilitate decision making. Adult Protective Services - Adult Protective Services (APS) strive to insure the safety and well-being of elders and adults with disabilities who are in danger of being mistreated or neglected- are unable to take care of themselves or protect themselves from harm- and have no one to assist them. In most states- APS caseworkers are the first responders to reports of abuse- neglect- and exploitation of vulnerable adults. Independent Living Skills Training - Centers for Independent Living offer skills training as a core service - training activity- focusing development of practical skills people with disabilities need to achieve or increase independence. Advocacy - Centers for Independent Living offer advocacy as a core service utilizing a process that emphasizes consumer control and self-reliance. An array of approaches aimed at assisting persons with disabilities to take charge of their life choices- act on their own behalf- and overcome situations that reduce the potential for independence. The Alliance for Information and Referral Systems defines advocacy as a key part of Information and Referral- to ensure that people receive the benefits and services to which they are entitled and that organizations within the established service delivery system meet the collective needs of the community. Caregiver Support Services - education- information- support- counseling- respite- training- and other types of supports (usually provided on a short-term basis or intermittently) provided to family caregivers and other informal caregivers who provide support for older adults or people with disabilities. Prevention- Health Promotion- or Risk Reduction Programs â€œ programs

52 (b). Please describe the publicly funded LTSS services in your state. This includes LTSS programs funded solely by state or county

that aim to reduce risk of disease- prevent disease and its negative consequences- and enable individuals to increase their control over and improve their health. Employment Services or Service Coordination - activities provided to assist individuals in securing employment or acquiring learning skills that promote opportunities for employment. Housing Services or Service Coordination - assistance with locating and securing appropriate- affordable- and accessible housing in a variety of community-based settings depending on the level of need. Assistive Technology pieces of equipment and other items or installations that are used to increase- maintain- or improve functional capabilities of individuals with disabilities. Home Modification Services - retrofits or adjustments to existing homes that are undertaken to improve physical accessibility for older adults and people with disabilities. These can take a variety of forms depending on the level of investment and the scope of the improvement and address any number of obstacles to independent living. Home modifications range from simple improvements such as adding non-slip strips to bathroom floors or other smooth surfaces- improving lighting- providing telephones with large numbers and letters- and installing grab bars and lever door handles. More complex (and expensive) modifications include- but are not limited to- the installation of ramps- chair lifts- stair glides- widened doorways- roll-in showers- and lowered countertops.

Kupuna Care Title III Programs

Nursing facility costs. Community based waiver services in certified care and foster homes for adults. Home delivered meals. In home supports for individuals living in their own home or with others and at risk for nursing facility admission; partially covered by Hawaii's Medicaid Managed Care model. Community based supports funded by State funds (Kupuna Care program).

Home-delivered meals Personal Care Homemaker Chore Adult Day Care Transportation Financial Assistance Medical Food Stamp Community Services for Developmentally Disabled Vocational Rehabilitation for the Blind Public Housing

ABD services are provided through two Managed Care Organizations that utilize a medical model of service provision. This leaves a huge gap in the; social; services that are often quite warranted in order to help the ABD population improve or maintain functional levels. Sometimes the ABD population is too; poor; to receive OAA-funded HCBS- but not; sick; enough to receive in-home supports and services through the Managed Care Organizations. DD/MR services are provided through a participant-directed model.

aged and disabled waiver, respite nutrition meals, case management adult protection nursing home and assisted living ombudsman homemaker

State Senior Services Act- Older American's Act- and Medicaid

#NAME?

Medicaid Waiver HCBS -Illinois Community Care Program: Comprehensive Care Coordination In Home Care Adult Day Services Emergency Home Response Money Management

Medicaid Waiver for DD population Medicaid Waiver for 60 years of age and older Medicaid Waiver for people with disabilities Medicaid Waiver for Medically Fragile/Tech Dependent Children Medicaid Waiver Program children with DD support Medicaid Waiver Program for children with DD residential Medicaid Waiver for Persons with Brain Injury Supportive Living Facility waiver Cash Counseling Program - this is not in our area limited areas in IL Money Follows the Person Choices for Care Institutional: ICFICF/MR Inpatient Psych. Service for individuals under age 21 Services for individuals 65 and older in an institution for mental illness Skilled Care Nursing Facilities

CHOICE- Home and Community Based Services funding provided by Indiana for individuals who are at risk of institutional placement.

In the State of Indiana- the Area Agencies on Aging / ADRC's are the single points of entry to LTSS services. ADRC staff provide options counseling and eligibility screening for LTSS. Funding sources for LTSS include: Medicaid Waiver- CHOICE (state funded)- SSBG and Title 3 programs.

CHOICE

The CHOICE (Community and Home Options to Institutional Care for the Elderly and Disabled) Program

52 (b). Please describe the publicly funded LTSS services in your state. This includes LTSS programs funded solely by state or county

is a resource that eligible individuals are using to receive support services in their homes. Services provided may include case management- transportation- attendant care- home delivered meals- homemaker services- various therapies provided in the home- respite care- access to adult day programs in the community- medical supplies and other services necessary to prevent residential placement into nursing homes- group homes- state hospitals and other large group living facilities. The program serves those who are 60 years of age or older and persons with disabilities of all ages who are eligible due to long term or lifelong limitations such as dependence on others to bathe- dress- eat- or go to the bathroom; limitations in ability to express personal needs and/or understand the communication of others; limitations in learning and maintaining self-care- communication- social and/or domestic skills; limitations in the ability to move purposefully between environments; and limitations in the ability to make decisions- show acceptable judgment- and/or recognize the consequences of ones€™™s actions. The program is available regardless of income- but there is a basic fee or cost share for services based on a sliding fee scale.

CHOICE

Aged and Disabled Waiver Traumatic Brain Injury Waiver CHOICE in-home servicesSSBG in-home services Title III family caregiver services

CHOICE

CHOICE- SSBG- TITLE-3- TITLE-3D- TITLE-3E- HCBS WAIVERS- UNITED WAY- LOCAL GRANTS

Medicaid state plan Medicaid waivers CHOICE - state funding HCBSOlder Americans Act Social Service Block grant Transportation assistance for city transit systems VA Medicare Township Trustee

Aged and Disabled and Traumatic Brain Injury Medicaid Waivers. CHOICETIII programs Social Services Block Grant

TIII- TIII- SSBG- CHOICE AND MEDICAID WAIVER FUNDING

CHOICE?

CHOICESSBG Title III Title III-E

The Options Counselors assist clients in understanding the publicly funded LTSS services as well as assist them in completing the Medicaid and/or the waiver applications for home and community based services. Options Counselors do not determine eligibility for these publicly funded programs.

Senior Care Act Sedgwick County In-home Program

Senior Care Services- Older Americans Act funded services- Money Follows the Person- Home Health services- Community Transition Opportunities

HCBS (Home and Community Based Services) waivers of Physically Disabled- Traumatic Brain Injury- Frail Elderly- that the ADRC focuses on. There are other waivers that the ADRC does not work with. Senior Care Act services--State funded in home services for those over 60 based on sliding fee scale. Older American's Act services--funded through federal Older American's Act dollars.

These services include the HCBS Medicaid waiver programs including FE- PD and TBI that the ADRC currently assesses functional eligibility for. In addition- for individuals over the age of 60- the state funds a program for in-home assistance called Senior Care Act that is based on a client's functional eligibility and copay determined by income and asset information.

Older Americans Act and Senior Care Act

Senior Care Act and Older American Act

State funded Senior Care Act Program. This is a co-pay program based on the customer's income and assets.

Frail Elderly Physically Disabled Traumatic Brain Injury ID/DD Autism Senior Care Act Older Americans Act Case Management Durable Medical Equipment Advocacy Information/Referral In-home services Legal Transportation Nutrition

Homecare services for Home making- personal care- respite- escort to Dr.- Home Repair. Personal Care Attendant Services Adult Day Care Services Home and Community Based Waiver Services Michelle P

52 (b). Please describe the publicly funded LTSS services in your state. This includes LTSS programs funded solely by state or county

Waivers Waivers ABI Waivers TBI Trust Funds Hart Supportive Living Disease Prevention and Health Promotion Services

Program Name: Adult Day Care Program/ Alzheimer Respite. Description of Services: Provides a limited amount of funding to assist with paying for adult day care and Alzheimer respite services. Eligibility: Applicants must meet one of the following criteria: Be age 60 or older- physically disabled or frail as a result of a medical condition- and need supervision/assistance during the day; Be age 60 or older- mentally confused- and need supervision to prevent injury and assure proper nutrition/medication use; Be age 60 or older and need individualized attention and social structure because of emotional or social needs; Be any age with a diagnosis of Alzheimer disease or related dementia. Documentation Needed: Proof of age and income. Cost: Fees are based on income using a sliding fee scale. Extraordinary medical expenses may be considered.

Program Name: Bluegrass Help at Home Registry. Description of Services: The Bluegrass Help-at-Home Registry is an online resource that connects people who need in-home assistance with people who want to provide those services (usually for a fee). The searchable directory can be used for services such as personal care- housekeeping- respite/sitting- escort/transportation- shopping- meal preparation- lawn care- home repair- live-in help- and other activities. Eligibility: Must live in or want to work in the Bluegrass Region. Documentation Needed: Service providers must agree to a criminal background check through the Administrative Offices of the Courts. Cost: Service providers must pay a fee for a criminal background check.

Program Name: Consumer Directed Option/ Home Community Based Waiver. Description of Services: The Consumer Directed Option (CDO) allows people who are eligible for Medicaid Waiver services to choose their own providers for nonmedical waiver services. Services (based on need) may include homemaking- personal care- respite- attendant care- minor home adaptation- and medical supplies. The Bluegrass AAAIL provides assessment and Support Broker services for people in the Home Community Based (HCB) Waiver. Eligibility: 1. Must be elderly or disabled and meet nursing facility level of care. 2. Must apply for and meet special financial eligibility requirements to qualify for Medicaid. Documentation Needed: Applicants must have a physician's recommendation that- without services- placement in a Nursing Facility or Intermediate Care Facility would be appropriate. Must provide financial and other documentation required to apply for Medicaid. Cost: Participants may have a monthly patient liability- based on their income. Patient liabilities are determined by the local Department of Community Based Services office as part of the Medicaid application process.

Program Name: Kentucky Family Caregiver Program. Description of Services: Provides supportive services to grandparents who are the primary caregiver of a grandchild who is 18 or younger. Services include: Financial assistance for the purchase of clothing- respite assistance- educational supplies or assistance- medical and dental services- legal services- and other authorized expenses; Information and assistance; Counseling and information about support groups and caregiver trainings. Eligibility: 1. The child's parents may not live in the home. 2. Gross household income cannot exceed 150% of the federal poverty level. 3. The grandparent cannot receive state Kinship Care for caring for the grandchild. 4. The grandparent must meet the following requirements: Be a Kentucky resident; Be related to the grandchild by blood- through marriage or adoption; and Be the child's primary caregiver. Documentation Needed: Must complete an application and provide proof of income.

Program Name: Kentucky State Homecare Program. Description of Services: Provides the frail elderly who have functional disabilities or chronic health/social problems with basic services. Care plans are designed to help participants remain in the community and prevent early or unnecessary institutionalization. Services (based on need) may include: Homemaking; Personal care; Home delivered meals; Respite care; Escort to medical appointments or other essential services; Chore; Minor home repair. Eligibility: Must be 60 or older and determined eligible by a qualified case manager. Individuals must need assistance in at least two Activities of Daily Living (such as eating- bathing- dressing- toileting and getting in and out of bed)- or three Instrumental Activities of Daily Living (including meal preparation- laundry- housekeeping- and grocery shopping). They may also have a combination of deficiencies to be eligible for program services. Documentation Needed: Proof of age and income. Cost: Fees are based on income using a sliding fee scale. Extraordinary medical expenses may be considered.

Program Name: National Family Caregiver Support Program. Description of Services: Provides supports

52 (b). Please describe the publicly funded LTSS services in your state. This includes LTSS programs funded solely by state or county

for family caregivers- including: Funding for respite care; Funding for supplemental services- such as equipment or supplies- to help with caregiving; Information and assistance- Trainings- and Other supportive services for caregivers. Eligibility: The program serves: Caregivers of any age who care for a family member aged 60 or older; Caregivers of any age who care for a family member aged 55 or older with a diagnosis of Alzheimer Disease-related dementia; Grandparents or other relatives at least 55 years old who are the primary caregivers for children aged 18 or younger. There are no income restrictions and no income or asset testing. Documentation Needed: Must complete an application and caregiver self-assessment. Program Name: Nutrition Services. Description of Services: The Nutrition Services Program for older adults includes (1) congregate meals that are served in area Senior Centers and nutrition sites- and (2) home delivered meals for people who are homebound. Eligibility for Congregate Meals: An individual must: Be aged 60 or older- Be the spouse of an individual aged 60 or older- or Have a disability and live at home with an eligible older individual. Eligibility for Home Delivered Meals: An individual must: Be homebound due to illness or disability; Be aged 60 or older- the spouse of an individual aged 60 or older- or have a disability and live at home with an eligible older individual; Be unable to attend a congregate site because of illness or an incapacitating disability; and Not have a person in the home able to prepare a nutritious meal on a regular basis. Documentation Needed: Verification of age. Cost: There is no fee but donations are encouraged. Program Name: Senior Center Services. Description of Services: Local senior centers provide: Supportive services; Social activities Information and assistance; Health promotion-recreation and education programs; Transportation; Advocacy; Congregate meals; Home delivered meals; In-home supports (personal care- homemaking- respite- chore); Escort; Friendly visiting; Telephone reassurance; and many other services. Eligibility: Participants must be at least 60 years old or be the adult disabled dependent of a senior. Documentation Needed: Some activities require advance registration. Cost: Most activities are free- but some may require a fee. Donations are accepted. Program Name: Senior Community Services Employment Program (SCSEP). Description of Services: SCSEP is a community service and work-based training program for older workers. The program provides subsidized-service-based training for low-income individuals 55 or older who are unemployed and have poor employment prospects. Participants work up to 20 hours per week in community service activities for minimum wage. The ultimate goal is to help participants transition into unsubsidized positions in the public or private sectors. Eligibility: Participants must: Be at least 55 years old- Be unemployed- Be a resident of the Bluegrass Region- and Have a family income of no more than 125% of the federal poverty level. Program Name: Legal Assistance. Description of Services: Legal Aid Services provide leadership for improving the quality and quantity of legal and advocacy assistance as a means for ensuring a comprehensive elder rights system. Legal Aid Services Assistance is provided district-wide by Legal Aid of the Bluegrass and the Access to Justice Foundation. They provide free civil legal advice- assistance- and referrals for older Kentuckians on issues such as: Medicare; Medicaid; Prescription Drug Assistance; Consumer Issues; Family Law; Power of Attorney; Guardianship; Housing and Property; Estate Planning; Debt Collection; and Living Wills. No assistance is provided to individuals seeking advice and consult in matters of criminal law. Eligibility: Legal Services Assistance recipients (or their caregivers) must be at least 60 years of age. There are no income restrictions- however many services are targeted at low and moderate income individuals. Documentation Needed: Depends on service provided. Cost: There are no charges for services provided with federal Title III funds. Contributions are strongly recommended but not required; they are accepted anonymously to ensure equal treatment. Program Name: State Health Insurance Program. Description of Services: The Kentucky State Health Insurance Assistance Program (SHIP) provides information- counseling and assistance to seniors and disabled individuals- their family members and caregivers. Trained counselors can help eligible individuals with: Understanding Medicare and/or Medicaid coverage and supplemental insurance; Understanding and comparing supplemental policies and plans; Filling out prescription drug discount program applications; and Applying for public benefits. Eligibility: Must meet one of the following criteria: Be at least 60 years old- Be a disabled individual with Medicare- or Be a family member or caregiver for a senior or disabled individual with Medicare. Documentation Needed: Depends on the type of assistance needed. Cost: None. Program Name: Nursing

52 (b). Please describe the publicly funded LTSS services in your state. This includes LTSS programs funded solely by state or county

Home Ombudsman Agency of the Bluegrass. Description of Services: Ombudsman Services are funded through the Nursing Home Ombudsman Agency of the Bluegrass. This agency provides services to institutionalized elderly throughout the Bluegrass Region. Every nursing home and family care home in the Bluegrass area has a local Ombudsman who serves as an advocate for the rights of the residents and helps to resolve problems. Each nursing home resident is visited at least once a month. The Ombudsman Program also provides training and public education in Elder Abuse Prevention designed to alleviate situations of abuse- neglect- self neglect and exploitation among older persons in family and personal care homes. The Ombudsman Agency: Provides regular friendly visitors to residents of long-term care facilities Protects the rights of citizens Identifies- investigates- and works to resolve resident concerns Empowers residents and families to make informed choices Monitors and works to enact laws protecting older Kentuckians Eligibility: Ombudsman Services are available to any individual district-wide who is a resident of a long-term care facility- a family member- friend- or concerned party- and the community at-large who acknowledges the need for and the right to quality care in long-term care facilities. Cost: There are no fees or charges associated with the services- although donations are accepted.

Adult Day Home care Kentucky Caregiver for Grandparents Participant Centered Attendant Care Program

Medicaid- food stamps- Medicaid Waiver programs

We don't have funding solely by state or county

Various Medicaid Waiver program In-Home Services Adult Day Care Services

HCBW- Home and Community Based Waiver LIS-Low Income Subsidy MSP-Medicare Savings Program SNAP

We are not a state agency. The state agency would have to answer.

Long Term Personal Care Services- Community Choices Waiver- Adult Day Health Care- New Opportunities Waiver

Medicaid Food Stamps Food Boxes Title III Services

The office work together to pool resources in meeting the needs requested

See State of Maine report

This information is not available at the local level.

Maine Care for LTC- Medicare Saving Program; Supplemental Nutrition Assistance- Low Cost Drugs.

In Home Aid Services Senior Care National Family Caregiver Support Services Waivers

Medicaid Waivers Senior Care Medical Assistance Personal Care In-Home Aid Service

Medical Assistance- Food Stamps- Temporary Cash Assistance.

Food Stamps- Group Senior Housing Subsidy- National Family Caregiver Program- IIB in-home services- IHAS- MAPC- Energy Assistance- Prescription Drug Assistance

Older Adult Waiver Living at Home Waiver Medical Day Care Waiver Money Follows the Person Senior Care

Medicaid Waiver- LAH Waiver- Money Follow the Person- Senior Care- MOW- National Family Caregivers Support Program.

LTC program that has as its goal to keep clients in the least restrictive environment. The program provides care management and some services to individuals who eligible. (State /county funded.)IHAS Program that gives persona care/chores and respite to eligible clients (State Funded)Senior Center Plus Program that provides care for frail elderly and disabled clients in the Senior Center setting (fee for Service)MAPCSP Personal Care assistance for eligible Medicaid recipients in Anne Arundel County. Federal/State funded)

Senior Care - provides supportive services (adult day care- in-home care- medical supplies- emergency response system and medications) to persons age 65 and older to remain in their homes as long as possible. Senior Centers - 14 sites in Baltimore City; provides social- recreational- educational and health driven services and activities Transportation - Taxi-Card/Taxi Access - cab door to door mobility services

52 (b). Please describe the publicly funded LTSS services in your state. This includes LTSS programs funded solely by state or county

Guardianship - court appointed guardian of person; provides life management services for persons age 65 and older who have been adjudicated disabled by the Circuit Court. Footnote: Medical Assistance Personal Care 50% State funded Medicaid Waiver for Older Adults Money Follows the Person

Maryland Department of Aging Cecil County Senior Services and Community Transit (AAA) Maryland Access Point (MAP)- under AAA Cecil County Health Department- AERS- Core Service- DDA Cecil County Housing Authority - Section 8 Cecil County Department of Social Service: Energy Assistance- Medicaid Application- Food Stamps- IHAS Employed Individuals with Disabilities Program (EID) Maryland Primary Adult Care (PAC) Program Maryland Energy Assistance Program (Electric Universal Service Program) Medical Assistance Medicare Part D (Low-Income Subsidy) Medicaid Waiver for Older Adults Qualified Medical Beneficiary Program Special Low Income Medicare Beneficiary Program Senior Care Program SNAP (Food Stamp Program) State of MD Drug Assistance Program Supplemental Security Income State of MD Homeowners Tax Credit Program State of MD Renters Tax Credit Program 60+ Legal Aid Program Senior Housing Subsidy Program Ombudsman Services Program Maryland Caregiver Program State Health Insurance Program (SHIP) Senior Medicare Patrol (SMP) Veterans Programs

Medicaid HCBS Waivers - Waiver for Older Adults (50+ years); Living at Home Waiver (18-64 years); TBI Waiver; DDA Waivers; Medical Adult Day Care Waiver Medical Assistance Personal Care Program - any age; must be on Medicaid and meet ADL/IADL requirement Medicaid Programs - Medicaid- SNAP- TAMF- etc. Title II B and E Senior Care Program - state-funded- for individuals 65+ who meet functional and income/asset eligibility Senior Assisted Living Group Home Subsidy - state-funded- for individuals 62+ who are currently living in a small ALF setting and meet income/asset eligibility Attendant Care Program - 18-64 year; person must meet physical disability and income eligibility; self-directed personal care services n Home Aide Services - administered by the Department of Social Services; must meet functional and income eligibility Home Delivered Meals

Energy Assistance Homeowners/Renters Tax Credit Forms

Autism Waiver Service Coordination Provides service coordination to children diagnosed with severe autism- ages birth - 21 years- who are currently enrolled in the Autism Waiver program. Individual and Family Support Monitors funding provided by the State of Maryland's Developmental Disabilities Administration (DDA) for family and individual support services for individuals with developmental disabilities. Resource Coordination Assists individuals with developmental disabilities who receive funding from the Developmental Disabilities Administration (DDA) in obtaining the best quality and most appropriate services and supports with available resources within the community. Resource Coordinators provide case management and advocate for individuals receiving services. Respite Care Provides occasional- temporary relief to individuals and families who are giving full-time care to children- adults with disabilities- or seniors. Care is provided by trained- certified care workers in the family's home or in the care worker's home. Transitioning Youth with Disabilities Assists students with developmental disabilities in the process of exiting from the school system- and their families with transitioning into adult services for ongoing supports through the Developmental Disabilities Administration (DDA). Services include adult vocational training- day habilitation- or supported employment services. Medical Assistance Waiver for Older Adults A program to enable older adults to remain in a community setting even though their age or disability might warrant placement in a long-term care facility (nursing home). MAW allows services that are typically covered by Medicaid in a long term care facility to be provided to eligible persons in their own homes or in assisted living facilities. Services provided may include personal care- respite care- home delivered meals- assisted living services- family or consumer training- personal emergency response systems- dietitian/nutritionist services- assistive devices- environmental adaptations and assessments and behavior consultation services. Case management is provided by local Area Agency on Aging (AAA). Long Term Care Ombudsman Program A program of advocates for residents living in nursing homes and licensed assisted living facilities- including elderly group homes. The program has a large number of trained volunteers who regularly visit long-term care facilities- monitor conditions and care- and provide a voice for those unable to speak for themselves. Ombudsman help residents and their

52 (b). Please describe the publicly funded LTSS services in your state. This includes LTSS programs funded solely by state or county

families understand and exercise their rights guaranteed by federal and state law. Adult Evaluation and Review Services provides evaluation and assistance to seniors and adults with disabilities who are at risk of institutionalization. AERS staff conduct comprehensive evaluations to identify available services to help individuals remain in the community- or in the least restrictive environment- while functioning at the highest possible level of independence and personal well- being. The evaluation may be conducted in the home setting or the individual's current location. Upon completion of the evaluation- the multidisciplinary team develops a plan of care that identifies services needed to help the person remain at home or in the least restrictive environment. Home Care/In Home Aide Services provides self-care services to frail seniors and adults with disabilities to help them remain in their own homes. The goal is to prevent or reduce the length of institutionalization- and help relieve caregivers of some of their responsibilities of care for disabled family members. Social Services to Adults provides short-term case management- and seeks to enable maximum client self-sufficiency in the community and to reduce inappropriate institutionalization. SSTA case management is geared to mitigating those factors that may lead to abuse- neglect- self-neglect and/or exploitation. Often the case management is related to a specific need such as personal care- or the need for assessment to determine a plan of care. Senior Nutrition Program provides meals in congregate settings where activities and services for seniors are available; nutrition education- screening counseling are also available. The program also serves as a central contact for home delivered meals- referring seniors to Meals on Wheels that serve their addresses. Meals are nutritious and suitable for persons with diabetes- heart disease and hypertension because they meet federal standards that include each meal providing at least 1/3 of the recommended dietary allowances for older adults and complying with the Dietary Guidelines for Americans. Kosher- Chinese- Korean and Vietnamese meals and programming targeted to these ethnic groups are available at certain sites. Senior Nutrition Hotline: 240-777-1100: Available Wednesday mornings from 9:00-11:00 a.m. Offers reliable diet and nutrition information to Montgomery County Seniors. Adult Foster Care Unit provides supervised housing and assistance to disabled adults- using family homes and small assisted living homes in the community. Case management is provided- as well as subsidy when funds are available. Adult Public Guardianship provides surrogate decision making for disabled adults adjudicated as incapacitated by the Circuit Court- and in need of the service. The program provides case management under the direction of the court and is only considered when there are no other alternatives. Senior Mental Health Program Outreach mental health services for seniors who cannot or will not go to office-based services; mental health consultation to assisted living providers- senior center directors- Housing Opportunities Commission resident counselors; education to the public about mental health issues; drop-in groups at senior centers; senior mental health education and consultation to DHHS staff. Senior Assisted Living Group Home Subsidy pays a portion of the cost for clients to live in licensed senior group homes in Montgomery County.

Senior Care- provides an array of services for those 65 and older who are at risk for nursing home placement. Older Adults Waiver- provides assisted living or in-home services for individuals 50 and older that medically meet a nursing home level of care. Home Delivered Meals- provides meals for frail elderly adults. Assisted Living Subsidy- provides financial assistance to assisted living residents. Health Promotion- provides educational programs. Information Assistance- provides information- assistance- and referral services. SSTA- Social Services to Adults administered through DSS. In-Home Aid Services- provides light chore services for elderly lacking a support system. National Family Caregivers- provides information- assistance- support- training- and respite.

Options Counseling

Options Program

see # 42

State Funded Home Care State MA Traumatic Head Injury State Funded DDS State Funded DMH

Adult Family Care: consumers can have someone move in to take care of them or they can move in with someone
 Community CHOICES: Nursing facility eligible consumers receive services based on need
 Consumer directed care: state home care program where consumers can hire their own worker
 Elder care

52 (b). Please describe the publicly funded LTSS services in your state. This includes LTSS programs funded solely by state or county

advice Enhanced community options program: nursing home eligible consumer not on Mass Health can receive service level ~ \$750/month Group Adult Foster Care: consumers receive daily PC Home and community based waiver: nursing facility elders receive services based on need Family caregiver support Money management program PACEPCA program SCO State Home care Supportive living sites options program

Anything available to consumer including ASAP services such as Community Choices Program and Enhanced Community Options Program- Home Care Basic and Home Care Basic Waiver Programs- PCA program- PACE- SCO- AFC- GAFC.

State Home Care program that provides subsidized Home care services to eligible elders age 60 and older. Options Counseling provides education- counseling and linkages to services for disables; 18 and over and elders.

Frail Elder Waiver- Money Follows the Person

Home and Community Based Waiver/Community Choices Enhanced Community Option Program Home Care Basic Non Waiver/Consumer Directed Care Service Option Adult Family Care Group Adult Foster Care Personal Care Attendant Program Senior Care Options Program

Office of Services to the Aging/Older Americans Act programs; Medicaid Home Help; MI Choice Medicaid Waiver; PACE; VA

Waiver Programs Nursing Facilities Home Help CMH Services

About 70% of Michigan's Skilled Nursing Facility residents rely on the Medicaid entitlement to pay for their stay. Michigan has long-running home and community-based waivers which support additional persons who meet a SNF level of care and Medicaid financial requirements who wish to age in place- or transition from a SNF to home- or to a licensed setting.

Same as the SLL description and the report was attached.

Not applicable for the website.

http://www.dhs.state.mn.us/main/groups/aging/documents/pub/dhs16_144888.pdfThis is a detailed description of a report provided to the department explaining the long term services and supports across Minnesota.

LIEAP--Low Income Energy Assistance program -- helps individuals receive financial with their heating bills CSFP -- commodity supplemental food program -for those 60 and older or some WIC children -- qualify income wise to receive supplemental box of food monthly SSA LIS extra help for their Rx costs-reducing their costs for copays at the pharmacy- have to be income eligible and resource eligible- can reduce costs of their premiums and deductibles. SNAP -- Supplemental Nutrition Assistance Program- only income eligible HOMEOWNER/RENTER TAX CREDIT -- have to be 62 yrs of age- and has an income eligibility and have to reside in their own home or Assisted Living or Long Term Care Facility COUNTY PROPERTY TAX ASSISTANCE PROGRAM -- income eligibility and resources for reducing ones property taxes

Elderly Tax Credit- Big Sky RX

Most public programs but there are several foundations as well. Neighborworks- Food Bank- Set Free Minorities- Inter-faith Alliance- City County Health Department- City County Health Care Clinic- Center for Mental Health- Area VIII Agency on Aging.

Lyon County Aging and Disability Resource Center (ADRC) Site provides assistance with accessing the following LTSS programs so individuals are able to continue living independently or assistance with choosing and paying for a Long Term Care Facility: Community Options Program for the Elderly (COPE); Assisted Living (AL) Waiver- Home and Community Based Waiver (CHIP)- Waiver for the Elderly in Adult Residential Care (WEARC). Additionally- Lyon County Human Services provides Case Management- transportation- 3 nutrition sites- home delivered meals- and homemaking services.

Assisted Living Waiver- CHIP- Congregant Meals- COPE- Institutional Medicaid- Medicaid- Medicare- Meals on Wheels- State Independent Living- State Personal Assistance Services- Title III- title XX Homemaker- WEARC Waiver- Adult Day Program- DME- Guardianship- Home Care Agency- Housing-

52 (b). Please describe the publicly funded LTSS services in your state. This includes LTSS programs funded solely by state or county

Housing-Rural- PERS- Respite Care- Senior Center- SNAP- Transportation- Disability RX- Senior RX-SHIP- Utility Assistance

HCBS (CHIP)Homemaker Services (Title XX)Assisted Living (AL) Waiver COPE (Community Options Program for the Elderly)Disability Services Disability Rx WEARC (Waiver for the elderly in adult residential care)Homemaker (WC)Case Management (WC)Adult Day Care (WC)Geriatric Health and Wellness Services (Visiting Nurse/medication management - WC)Representative Payee (WC)Home Delivered Meals/Congregate Meals (WC)ADRC (WC)

Clients have multiple options as to where to apply- thus- tracking is often challenging as systems don't seem to connect easily. There is participant directed services found mostly in the waiver programs- however- there is some consumer choice in state plan services. While choice is available- finding providers to provide services at that given rate is challenging given the rural nature of Belknap County. Some of the towns around the lake are so poorly underserved by providers- even for the insured. Publicly funding programs remain fragmented- however there is a lot of discussion around no-wrong-door- thus allowing for clients to be served more effectively and efficiently.

We have three waivers: Choices for Independence HCB LTC; Acquired Brain Injury and Developmentally Disabled and nursing home services.

Publicly funded LTSS services include HCBC- DD and TBI waivers for Medicaid. Each program provides case management to eligible individuals- and services/supports are coordinated based on the needs of the consumer. Differences occur in each waiver based on funding and need.

New Hampshire is committed to providing home and community based services that promote independence- safety and dignity. Choices for Independence is a Medicaid- funded program that supports choices for adults who meet both financial and medical requirements.

JACC- SWR- Homemaker

Older Americans Act; Jersey Assistance for Community Caregiving

JACC

Jersey Assistance for the Community Caregiver (JACC)

Global Options- JACC (Jersey Assistance Community Caregiving)- NJ Care- PACE

State Medicaid plan services: Meals- transportation- certified home health- caregiver support- home modification- nursing home- medical supplies- visiting nurse-m adult day care etc.

Jersey Assistance for Long Term Care (JACC)Statewide Respite Program Adult Day Services for persons with Alzheimer Disease or Related Disorder Personal Assistance Service Program (PASP) assistance to adults with disabilities who are employed- involved in community work or attend school. Older American Act Title IIIB Services i.e. Transportation- Meals on Wheels. Personal Assistance

GOJACC PACE MFP Congregate Housing Statewide Respite

GO- JACC- Respite- MCMAP (Middlesex County Multi Assistance Program)- Senior Meal Program

JACC- CARES- Statewide Respite and local community grants. Home Energy and Weatherization Programs PAAD Medicaid

We provide Care Management under the Global Options Medicaid Waiver program coordinating LTSS Program for the consumer. JACC is a non-Medicaid LTSS program. The State Respite Program provides further LTSS program.

Waivers- PCO- nursing Homes- PACE

Nursing Home Transition Diversion Waiver Traumatic Brain Injury Waiver Medicaid Personal Care Expanded In Home Services for the Elderly (EISEP)Caregiver Respite (Title IIIIE)

For Monroe County- we have: Food Stamps- Public Assistance (TANF and Safety Net)- Medicaid- Chronic Care Medicaid- Transportation- New York State for the Elderly funding- Administration on Community Living/AOA funding- waiver programs- HEAP- Nutrition- Medicaid Savings Program- Senior Medicare Patrol- HIICAP/SHIP- RSVP- EPIC- Senior Companion- Kinship Care (Kinship Navigator)- Senior Community Services Employment Program (Title V)- EISEP and Ancillary Services- Supplemental

52 (b). Please describe the publicly funded LTSS services in your state. This includes LTSS programs funded solely by state or county

Security Income- SSD- HUD/Section 8 Housing- Home Delivered Meals- Social Adult Day and Medical Day Services- Legal Services- Certified Home Health Aid Program- Ombudsman- Personal Care and Chore Services- Nutrition Counseling- et. all

EISEP

SULLIVAN NYCONNECTS (ADRC)Congregate Meals (Title III C-1)Homebound Meals (Title III C-2)Nutrition Counseling (CSI)Caregiver Resource Center (CRC and Title III-E)Medicare Savings Program (MSP)Low Income Subsidy (LIS) Extra Help Supplemental Nutrition and Assistance Program (SNAP)Home Energy Assistance Program (HEAP)Long Term Home Health Care Program Personal Care Consumer Directed Personal Assistance Children with Special Needs

Medicaid Medicare SNAPHEAPHUD Home delivered meals transportation meal sites Medicare savings program

Weatherization- Medicare Saving Program- Snap- Heap- Cash Assistance- MA- Tax relief- Home Delivered Meals- Eisep- Epic- SSI- LIS

The Ashe County CRC is housed at Ashe Services for Aging which include the Senior Center. At the Senior Center- we hold the SHIIP Program along with LIS support- Transportation Shuttle program along with many others. We also house the Adult Day Care- the Congregate Program- Home Delivered Meals- Independent Living apartments that are income based- The Ashe Assisted Living and Memory Care- The CAP DA Program- In-home Aide Program- and more.

We assist with people signing up for Medicare- Extra Help for the costs of Prescription Drugs- Part D Plans- CAP services and Money Follows the Person. The Department of Social Services handle applications for Medicaid.

LTSS for older adults and adults with disabilities in Wake County/NC include: Information and Assistance Options Counseling Transportation Elderly and Disabled Transportation Assistance Program (EDTAP)Accessible Raleigh Transportation (ART) Program Travel Training for Adults with Disabilities Housing and Home Repair Services Energy Assistance Food Assistance At-Risk Case Management Individual and Family Adjustment Services Respite- In-Home and Group Family Caregiver Support Peer Mentoring for Adults with Disabilities Health Promotion/Disease Prevention Legal Services In-Home Aides Personal Care Services CAP-DAPACE (hopefully to open soon in our area)Congregate Nutrition Home Delivered Meals Senior Centers Adult Day Care Adult Day Health State-County Special Assistance for Adults State-County Special Assistance In-Home Adult Placement Services Medicare Savings Program Long-Term Care Medicaid Private Living Assistance Medicaid Adult Care Homes Family Care Homes Skilled Nursing Facilities Money Follows the Person Adult Foster Care Adult Protective Services Adult Guardianship Services Hospice and Palliative Care Services Vocational Rehabilitation Vocational Rehabilitation--Independent Living Services Veterans Services Adjustment Services for the Blind and Visually Impaired Medical Eye Care Program LTSS specifically for individuals with I/DD include: Community Guide Developmental Therapy Personal Assistance Vocational/Day Activity Services (Supported Employment- Adult Developmental/Vocational Program- Leisure Services- Supported Retirement)Residential Services (ICF-MR group homes- group living for adults- alternative family living-supported living)State Developmental Centers NC Innovations (Medicaid waiver program)NC START (Systemic-Therapeutic Assessment-Respite and Treatment for adults with I/DD age 18 and over with complex behavioral or MH needs)LTSS specifically for individuals with MH or SA needs include: Assertive Community Treatment Crisis Assessment and Stabilization and Crisis Residential Services Integrated Dual-Diagnosis Treatment Outpatient Therapy Drop-In Center Psychosocial Rehabilitation Substance Abuse Detoxification Substance Abuse Intensive Outpatient Treatment Substance Abuse Residential Services Wellness Management and Recovery for individuals with serious mental illness State psychiatric hospitals

Care Coordination Programs: Programs are designed to provide home and community based services to consumers so that they may remain safely in their home. Caregiver Support: Funding source Older Americans Act Senior Community Services: Funding source State Block Grant Comcare HSL: Funding

52 (b). Please describe the publicly funded LTSS services in your state. This includes LTSS programs funded solely by state or county

source county levy dollars
HEAP- Food Stamps
Waiver Programs Money follows the person programs
PASSPORT Home Choice Ohio Benefits Bank MIPPA Long Term Care Consults Caregiver Support OAA
Medicaid Home Health Kinship Navigator
Assisted Living Medicaid Waiver Program Caregiver Support Choices Medicaid Waiver Program Long-term Care Consultations Office of the State Long-term Care Ombudsman Older Americans Act PACE PASSPORT Medicaid Waiver Program Senior Services Property Tax Levies
The LTSS publicly funded that are managed and administered at the local level by AAA 3 are PASSPORT- Waiver -Assisted Living Waiver- Home First- State Block funded Care Coordination Program -Home delivered Meals- Senior Dinning Program- Congregate Meals - Senior Farmers Market Nutrition Program - Senior Emergency Home repair- Alzheimer Respite and Find A Ride. Local and State Ombudsman is support by state awards of SLTC funds-NF bed fees -Federal VII and Elder Abuse /Transition Funds. Local Council on Aging throughout the Area Agency on Aging 3 service are supported by local levies and United Way funds. These funds support Outreach- Information and Referral- Transportation- Minor Chore- Elderly Day Care and Homemaking at the local level.
No programs solely funded by state or county.
No programs are solely funded by state or county.
SNAP- Weatherization- Rural Development Loans- Utility Assistance
No programs solely funded by state or county
In Oregon- LTSS programs include Nursing Facilities (Institutions)- Assisted Living Facilities- Residential Care Facilities- Adult Foster Homes- Relative Adult Foster Homes- and In-home Services.
Developmental Disability Waiver Mental Health Services Oregon Project Independence Family Caregiver Program
Waivers and Act 150
Aging Waiver - Provides long-term care services to qualified older Pennsylvanians living in their homes and communities. AIDS Waiver - Provides home and community based services to eligible persons age 21 or older who have symptomatic HIV Disease or AIDS. Attendant Care / Act 150 - Information for mentally-alert Pennsylvanians with physical disabilities. COMM CARE Waiver - Home and community-based program developed for individuals who experience a medically determinable diagnosis of traumatic brain injury. Consolidated Waiver for Individuals with Intellectual Disabilities - Provides services to eligible persons with intellectual disabilities so that they can remain in the community. Independence Waiver - Provides services to persons with physical disabilities to allow them to live in the community and remain as independent as possible. Infant- Toddlers- and Families Waiver - Provides services to children from birth to age three in need of Early Intervention services who would otherwise require the level of care provided in an Intermediate Care Facility (ICF). LIFE (Living Independence for the Elderly) - Managed care program for frail- elderly recipients who have been determined to need & quot; nursing facility level of care & quot; but wish to remain in their home and community as long as possible. OBRA Waiver - Provides services to persons with severe developmental physical disabilities- such as cerebral palsy- epilepsy or similar conditions. Person/Family Directed Support Waiver - Provides services to eligible persons with mental retardation so that they can remain in the community.
Act 150Aging Waive Attendant Care COMM CARE Independence OBRA LIFE Community
Act 150 - Over 60 and Under 60OBRAIndependence Waiver Agency with Choice MFP CommCare AIDS Waiver Attendant Care Waiver Autism Waiver Consolidated Waiver for Individuals with MR
Act-150Attendant Care Independence Commcare OBRA Autism
Act 150AgingMR/ID Options
Aging Waiver- Act 150- PFDS Waiver- Consolidated Waiver- Family Caregiver Support- OBRA waiver-

52 (b). Please describe the publicly funded LTSS services in your state. This includes LTSS programs funded solely by state or county

Independence Waiver- Attendant Care waiver- COMM Care waiver
Waivers and Act 150
Waivers and Act 150
PDA Waiver Attendant Care Comm Care Independence Act 150Consolidated Waiver for Individuals with Intellectual Disabilities Infant- Toddlers- and Families Waiver Person/Family Directed Support Waiver Available in the state- but no current county participants in the: AIDS Waiver LIFE
Attendant Care Waiver- COMM CARE Waiver- Independence Waiver- OBRA Waiver- 0192 (AIDS) Waiver- Aging Waiver- and Act 150 Attendant Care Program.
HCBS Medicaid Waivers including: Aging- autism- independence- attendant care- Act 150- etc.
PDA Waiver- Independence Waiver- CommCare Waiver- Attendant Care Waiver- OBRA Waiver- Options- Act 150
Aging Waiver Act 150OptionsFamily Care Giver Support
Aging Waiver Act 150Independent Waiver
Waivers and Act 150 program.
CommCare Waiver- Aging Waiver- ACT 150- Attendant Care Waiver- Independence Waiver- MR Waiver- OBRA Waiver- Options Services
Independence Waivers; Act 150.
Over 60RespiteEPSDTOBRA COMM CAREIndependenceAct 150AutismHIVAs earlier listed we provide most of the waivers available in Pennsylvania.
List waivers and Act 150
Waivers and Act 150
Waivers and Act 150
Aging Waiver- COMM CARE Waiver- Attendant Care Waiver- Independence Waiver- OBRA Waiver- Act 150 Program- HCBS thru AAA Block Grant Funding- LIFE/LTCCAP (PACE) Program- AIDS Waiver.
Aging Waiver - Provides long-term care services to qualified older Pennsylvanians living in their homes and communities. AIDS Waiver - Provides home and community based services to eligible persons age 21 or older who have symptomatic HIV Disease or AIDS. Attendant Care / Act 150 - Information for mentally-alert Pennsylvanians with physical disabilities. COMM CARE Waiver - Home and community-based program developed for individuals who experience a medically determinable diagnosis of traumatic brain injury. Consolidated Waiver for Individuals with Intellectual Disabilities - Provides services to eligible persons with intellectual disabilities so that they can remain in the community. Independence Waiver - Provides services to persons with physical disabilities to allow them to live in the community and remain as independent as possible. Infant- Toddlers- and Families Waiver - Provides services to children from birth to age three in need of Early Intervention services who would otherwise require the level of care provided in an Intermediate Care Facility (ICF). LIFE (Living Independence for the Elderly) - Managed care program for frail- elderly recipients who have been determined to need "nursing facility level of care" but wish to remain in their home and and community as long as possible. OBRA Waiver - Provides services to persons with severe developmental physical disabilities- such as cerebral palsy- epilepsy or similar conditions. Person/Family Directed Support Waiver - Provides services to eligible persons with mental retardation so that they can remain in the community.
Waivers and Act 150
Waivers and Act 150
Waiver and Act 150
PA HCBS Medicaid Waivers and Act 150PA Lottery-funded services ,State-funded human services programs
Independence Waiver Obra Waiver CommCare Waiver Attendant Care Waiver Aging WaiverACT 150

52 (b). Please describe the publicly funded LTSS services in your state. This includes LTSS programs funded solely by state or county

Waivers and Act 150

Waivers and Act 150

Not Known

Consolidated Waiver (ID)Person/Family Directed Services Waiver (ID)Attendant Care Waiver (Under 60 Physical Disability)Act 150 (Under 60 Physical Disability)Options (60+)Life Programs (55+)Aging Waiver (60+)Independence Waiver (Under 60 Physical Disability)COMCARE Waiver (TBI)AIDS Waiver HSDF Homemaking Services (18-59)

Waiver Act 150

Waivers and ACT 150

Waivers and Act 150

Options Care Management Home Community Services Guardianship Family Caregiver Support Program PDA Waiver OBRA Independence MA Waiver Act 150PFDS Waiver Consolidated Waiver

Aging Waiver Program- Act 150- CSPPPD Waivers- Attendant Care Waiver-

The following LTSS services are provided in Rhode Island. The description of the services is as follows: Waivers Core Community Svcs -- Community Services are provided as needed to clients and caregivers- such as: regional POINT services at nine locations across Rhode Island and SHIP services provided at six locations across Rhode Island. Case management agencies are also included within the core community services in Rhode Island. Through case management services- clients receive an assessment of their needs. A case manager develops a plan of care which includes options for community-based services. The case manager will assist in securing needed services- monitor the care plan- and offer training and support for family caregivers. Clients with limited incomes and scarce cash resources may qualify for free or reduced-cost home care services. There are seven case management agencies strategically located across Rhode Island. THE POINT also refers clients to adult day care centers- where seniors and adults with disabilities are able to have a meal and perform activities- while being supervised by trained and qualified staff. These DEA licensed centers provide frail and functionally-challenged adults (including those with Alzheimer disease and related dementia) with care and supervision in a safe environment. Services include therapeutic-recreation and health services- and respite for caregivers. There are 19 adult day centers in Rhode Island. DEA Assisted Living -- DEA distributes assisted living waivers- which are paid for by Medicaid. Placement into any facility is done by an intake process performed by THE POINT staff. Once a referral is determined and given to DEA- they assign the case to a case management agency- who in turn places the client into the appropriate assisted living setting. Preventative Community Svcs. DEA offers preventive services to seniors at no cost under the ACA- in partnership with the Rhode Island Department of Human Services and the Rhode Island Department of Health. Preventative services are a defined pattern of nursing and medical care that focuses on disease prevention and health maintenance. It includes early diagnosis of a disease- discovery and identification of people at risk for developing specific problems- counseling- and other necessary measures of intervention to avert a health issue. Screening tests- health education- and immunization programs are common examples of preventative care in Rhode Island (e.g. the Living Well Program- a Chronic Disease Self-Management program which is a partnership between DEA- Department of Health and THE POINT at United Way of Rhode Island. RI Housing Assisted Living -- Rhode Island Housing oversees the management of 20-000 apartments for low-income seniors- families and persons with disabilities. Approximately 15-000 of these apartments are in Section 8 status. In this category- 30 percent of a tenants income is used to pay rent. The remaining 5-000 apartments qualify for a variety of subsidies which keep the rents affordable to low-income households. Shared Living-- Shared Living is a form of self-directed care in which a person who is eligible for Medicaid long-term care- and who cannot live independently- can choose to live in a caregivers' home. The Shared Living caregiver is responsible for providing a home-like environment to the beneficiary- as well as personal care- meals- transportation- and other individual needs which include helping with laundry- shopping or paying bills. One of the benefits of the Shared Living program is that a person can age in place that is- stay in one stable setting as their health needs change. Hab Community Svcs/ Hab Group Home -- The Hab services and group homes provide both

52 (b). Please describe the publicly funded LTSS services in your state. This includes LTSS programs funded solely by state or county

individual one-on-one living assistance- as well as shared group experiences to individuals with disabilities for the enhancement of their social skills and other needs. Other LTSS Programs Assisted Living Facilities - Rhode Island defines an assisted living residence as any facility that provides lodging- meals and personal assistance- including help with the activities of daily living- medication management and monitoring of resident health and safety for two or more adults. Assisted living residences can be identified by any name- such as a sheltered care home or a board and care residence- as long as they meet the established definition for assisted living. In RI- there are 37 assisted living facilities. Group Homes - Rhode Island offers group home services to Rhode Islanders with disabilities- including those with intellectual disabilities. A group home in Rhode Island is defined as a small supervised residential facility- as it is for the mentally ill or wards of the state- where residents typically participate in daily tasks and are often free to come and go on a voluntary basis. ICF/MR Private -- Programs for individuals with intellectual disabilities- managed independently by either private not-for-profits- or independent organizations. The clients may be covered by Medicaid- Medicare- or a private insurance carrier. ICF/MR Public - Programs managed by the Rhode Island Department of Human Services mainly for individuals with intellectual disabilities. Medicaid typically covers the cost of clients in these facilities. RICLAS -- As one of the first community providers of service to people with developmental disabilities in Rhode Island- Rhode Island Community Living and Supports (RICLAS) has over 25 years of experience in providing a network of supports tailored to individual needs. RICLAS is licensed by the State of Rhode Island as a provider of services. RICLAS follows all applicable state laws and regulations- and receives oversight by the Office of Facilities and Program Standards and Licensure within the Department of Behavioral Healthcare- Developmental Disabilities and Hospitals. The standards set by the Division of Developmental Disabilities (DDD) form the framework of the service system and are fully described under rules and regulations. RICLAS supports adult men and women in a variety of homes- apartments- and day support services throughout the state. Trained and experienced staff advocates for individual rights- promotes opportunities- and helps people develop competencies in both residential and work activity settings. PACE -- PACE Organization of Rhode Island serves as a catalyst for change in the Long Term Care industry. The program provides the right care- at the right time- in the right setting for participants. The PACE model of care is unique because of its use of an interdisciplinary team. Team members meet daily to discuss the needs of clients. These meetings allow open communication of issues so that team members can resolve problems promptly- avert serious medical concerns and plan for changes that will best address the needs of clients. The team includes: a medical director and nurse practitioner- nursing staff- social work staff- certified nursing assistance staff- transportation- activities staff- nutritionist services- and rehabilitation staff. Connect Care Choice -- In Rhode Island Connect Care Choice is managed by the Rhode Island Department of Human Services. CCC is a health care option for adults who have Medical Assistance coverage and are 21 years of age or older. The goal of Connect Care Choice is to improve access to primary care- help coordinate health care needs- and link clients to support services within the community.

We have Long-Term Care Services administered by Medicaid. This includes the Home-Based Waiver Services Program administered by the Medicaid Program.

There are two (2) publicly funded LTSS services in SC for seniors and people with disability. The first is the SC Department of Health and Human Services HCBS Waiver Program called Community Long Term Care (CLTC). CLTC offers an array of services from age 65 and older- physical disability- brain injury- HIV/AIDS and PDD. The applications for these services can be found on-line- at the local Medicaid office- from the Aging- Disability and Transportation Resource Center (ADTRC) and/or through other providers of services. Each waiver program has so many slots or clients they can serve. The waiting list is currently a statewide waiting list and it can take up to 3-6 months to get a slot after the client has met financial and level of care requirements. The other LTSS service is funded through the Older Americans Act and state funded services administered by the State Unit on Aging- The Lieutenant Governor's Office on Aging (LGOA)- managed by the AAA/ADTRC and provided by local service providers. The services they provide are congregate and home delivered meals- transportation- home care and evidence based programs. Funding for these programs is limited and most services typically have a waiting list.

52 (b). Please describe the publicly funded LTSS services in your state. This includes LTSS programs funded solely by state or county

CLTC

We assist clients in filling out Extra Help for Medicare benefits and LIS- QMB- SLMB- and Food Stamp applications.

State LTSS Services include Nutrition (Meals and Nutritional Supplements)- Personal Care- Nursing Services- Homemaker Services- Assistive Devices- Emergency Response System- Specialized Medical Supplies- Specialized Medical Equipment- Tele health- Caregiver Services (Respite)- Adult Day Services.

Tennessee's CHOICES program provides the elderly (65 years of age and older) adults with physical disabilities (21 years of age and older) who are eligible for TennCare with needed long term services and supports in the home/community setting or nursing home which help meet both the medical and non-medical need of people with a chronic illness- physical disability and intellectual disability who cannot care for themselves for long periods of time. Long-term care can be provided at home- in the community- in assisted living or in nursing homes.

State funded OPTIONS for Community Living

Title III homemaker and home delivered meals OPTIONS (state funded) homemaker- home delivered meals- personal care Family Caregiver homemaker- home delivered meals- respite care

State Funded Options Homemaker Program State Funded Options Personal Care Program State Funded Options Home Delivered Meals Program

Choices - TennCare- Medicaid Waiver Older Americans Act Services (Nutrition- Personal Care- Homemaker)National Family Caregiver Program Options for Community Living Program

Options for Community Living Wal-Mart Foundation

You can get long-term care services through the state if you have Medicaid. If you don't have Medicaid- you can apply for it by using the Application for Assistance in Texas . The Texas Health and Human Services Commission will decide if you are able to get Medicaid. A State case worker will determine functional eligibility.

Medicare Savings Program- Community Attendant Services- Extra Help- SNAP- Medicaid Buy In- etc.

Several Medicaid Waivers Older Americans Act Rehabilitation Act Dept. Of Education

DADS administers all waiver (HCS- CLASS- DBMD- TXHML) SDHS has MDCP and other kids programs. DADS has breakdown of how many & quote; slots& quote; are in use and number of individuals' on interest list for each.

Community-Based Alternatives (CBA) waiver: This waiver is a home and community-based services waiver that provides services so that people do not have to live in a nursing home or intermediate care facility. In some cases- enrolling in this program also means enrolling in the STAR+PLUS managed care program. The CBA waiver covers people with disabilities as well as older adults. STAR+PLUS Program:This is a managed care program serving people with mental and physical disabilities and older adults who need long-term care. Participants in this program choose a health plan from the options available in their counties- and Medicaid helps pay for services from these providers. Many support services can be provided in the home- helping people avoid moving into institutions. Enrollment in the STAR+PLUS program is mandatory for people who live in certain areas and receive Medicaid. These people include those with mental or physical disabilities- and all people who receive SSI- and all those who qualify for Community-Based Alternative (CBA) services. The main feature of STAR+PLUS is support coordination- so clients have to work with state Medicaid agencies and their local health care providers to determine which services will be available to them. Community Living Assistance and Support Services (CLASS):This waiver is the complement to the CBA waiver for people with physical and intellectual disabilities who need lower level of care. It provides services for people who dont want to move into an intermediate care facility- but who also need long-term care. Consolidated waiver program: This waiver is supposed to offer services from many other waivers- including the CBA and CLASS waivers- Home and Community Services- and Children's program- to people who live in certain areas. Multiple Disabilities waiver: This waiver serves people who are deaf and blind who also have at least one other disability. In order to be eligible- the person with the disability must receive services in the community. Home and

52 (b). Please describe the publicly funded LTSS services in your state. This includes LTSS programs funded solely by state or county

Community-Based Services (HCS) Program: This service provides care for people with intellectual and developmental disabilities of all ages who want to live at home rather than in institutions. The services are available statewide- but you might have to wait until a waiver slot becomes available. Medically Dependent Children Program (MDCP): This program provides in-home services to children with disabilities. Texas Home Living Program: This program serves people with intellectual and developmental disabilities who need support to live independently in their homes. It provides a wide array of services. Integrated Care Management Program (ICS) for SSI and related: This program is like the STAR+PLUS program- but is available in different areas. This program provides both immediate care and long-term care services- and full Medicaid benefits. It is supposed to support people to live in their own homes by making services available to them outside of institutions. This program is mandatory for people with disabilities who use Medicaid- are over the 21- and receive SSI. It is optional for people under 21. Adult Foster Care (AFC) Adult Foster Care (AFC) provides a 24-hour living arrangement with supervision in an adult foster home for persons who- because of physical- mental- or emotional limitations- are unable to continue independent functioning in their own homes. Community Attendant Services (CAS) Community Attendant Services (CAS) is a non-technical- non-skilled service providing in-home attendant services to individuals with an approved medical need for assistance with personal care tasks. CAS is available to eligible adults and children whose health problems cause them to be functionally limited in performing activities of daily living according to a practitioner statement of medical need. Client Managed Personal Attendant Services (CMPAS) Under the CMPAS program- DADS contracts with licensed agencies to provide personal assistance services to individuals with physical disabilities who are mentally and emotionally competent and able to supervise their attendant or who have someone who can supervise the attendant for them. Individuals' interview- select- train- supervise- and release their personal assistants. Licensed Personal Assistance Services agencies determine eligibility and the amount of care needed- develop a pool of potential personal assistants- and provide emergency back-up personal assistants. Day Activity and Health Services (DAHS) Day Activity and Health Services (DAHS) facilities provide daytime services Monday through Friday to individuals residing in the community in order to provide an alternative to placement in nursing homes or other institutions. Services are designed to address the physical- mental- medical- and social needs of individuals. Emergency Response Services (ERS) Emergency Response Services (ERS) are provided through an electronic monitoring system used by functionally impaired adults who live alone or who are socially isolated in the community. In an emergency- the individual can press a call button to signal for help. The electronic monitoring system- which has a 24-hour- seven-day-a-week monitoring capability- helps to ensure that the appropriate person or service agency responds to an alarm call from an individual. Family Care (FC) Services Family Care (FC) is a non-skilled- non-technical attendant care service available to eligible adults who are functionally limited in performing activities of daily living. Home Delivered Meals Services (HDM) The Home Delivered Meals program provides a nutritious meal delivered to the individuals home to ensure he or she gets at least one healthy meal per day. In-Home and Family Support Program (IHFSP) Direct grant benefits to individuals with physical disabilities and/or their families. Eligible individuals are empowered to choose and purchase services that help them to remain in their own home. Medically Dependent Children Program (MDCP) The Medically Dependent Children Program (MDCP) provides a variety of services to support families caring for children who are medically dependent- and to encourage de-institutionalization of children in nursing facilities. Primary Home Care (PHC) Primary Home Care (PHC) is a non-technical- non-skilled service providing in-home attendant services to individuals with an approved medical need for assistance with personal care tasks. PHC is available to eligible adults whose health problems cause them to be functionally limited in performing activities of daily living according to a practitioners' statement of medical need. Residential Care (RC) The Residential Care (RC) program provides services to eligible adults who require access to care on a 24-hour basis but do not require daily nursing intervention. Services include- but are not limited to: personal care- home management- escort- 24-hour supervision- social and recreational activities- and transportation. Services provided under the RC program are delivered through one of two arrangements: residential care and emergency care.---Residential Care is a 24-hour living arrangement in which the individual pays room and

52 (b). Please describe the publicly funded LTSS services in your state. This includes LTSS programs funded solely by state or county

board and keeps a monthly allowance for personal and medical expenses. The remainder of his income is contributed to the total cost of his care.---Emergency Care is a living arrangement that provides services to eligible individuals while case managers seek a permanent care arrangement. Emergency care individuals do not contribute toward the cost of their care. Special Services to Persons with Disabilities (SSPD)Special Services to Persons with Disabilities (SSPD) include services provided to community individuals in a variety of settings. These services are designed to assist individuals in developing the skills needed to remain in the community as independently as possible. Area Agencies on Aging Access Assistance Services Access and assistance services provided by AAAs (directly- through contracts or vendor agreements- and community referrals) help individuals who are older- family members and other caregivers receive the information needed to locate and access community services- public and private- and formal and informal. Area Agencies on Aging Caregiver Support Services The Older Americans Act- National Family Caregiver Support Program (NFCSP) provides critical support needed by families to assist them in maintaining their caregiver roles. Under this program- informal caregivers are defined as individuals caring for family members- or others- age 60 or older grandparents- or other relative- age 55 or older caring for a relative children) age 18 or younger; and individuals caring for persons of any age- with Alzheimer disease and related disorders with neurological and organic brain dysfunction. Area Agencies on Aging In-Home Support Services Area Agencies on Aging (AAA)- provide in-home services (through contract- vendor agreement- and community referral) to individuals who are older to allow the individual to remain safely in their home. These services support a comprehensive- coordinated community-based system that results in a continuum of support. OAA funds are used to support and promote resources in the community to assure the provision of a full-range of coordinated and accessible services. Area Agencies on Aging Nutrition Services Area Agencies on Aging (AAA)- and the service providers with which they establish contracts or vendor agreements- support a statewide system of nutrition services. These services include congregate meals- home delivered meals- nutrition education- nutrition counseling and nutrition consultation .Local Authorities General Revenue Service The Local Authority (LA) serves as the point of entry for publicly funded IDD programs whether publicly or privately operated. In addition- LAs provide or contract to provide an array of services for persons in the IDD priority population with general revenue funds. Intermediate Care Facilities for Individuals with an Intellectual Disability or Related Conditions (ICF/IID) Program The Intermediate Care Facility for Individuals with an Intellectual Disability or a Related Condition (ICF/IID) Program provides residential and habilitation services to people with a diagnosis of intellectual disability or a related condition. State Supported Living Centers There are 13 state supported living centers that provide 24-hour/day residential- treatment and training services for persons with a diagnosis of an intellectual disability. Each facility is certified as an Intermediate Care Facility for Individuals with an Intellectual Disability (ICF/IID)- a Medicaid-funded federal/state service program. Guardianship is a legal method to protect individuals' well-being when they cannot protect themselves. A guardian is a court-appointed person or entity who makes decisions on behalf of an incapacitated person. Chapter 13 of the Probate Code defines the purpose- laws- and responsibilities of a Guardian. Promoting Independence an individual is a Medicaid recipient in a Texas nursing facility- he or she can request services in his or her own community under the " Money Follows the Person " Program without being placed on a waiver interest list.

HCS Waiver Program Texas Home Living a 1915c Waiver that does not include medical or residential services Community Based Alternatives CLASS Personal Attendant Services

In Region 10 the following publicly funded LTSS services are: CCAD- STAR+PLUS Waiver- CMPAS- IHFSP- MDCP- CLASS- SSI- QMB- SLMB- QI- ADWI- MBI-

Food Stamps (SNAPS)- Public Housing (PHA)- Utility Assistance- Prescription Assistance Programs (LIS)- Medicare part D- Prescription Discount Programs-

We have the Social Security Office that individuals can go directly- receive assistance/directions for applying. Many individuals that come through ADRC are advised that assistance can also be received through Local Triple A- Dept. Of Human Services- and Life Run Agencies.

regional homemaker- respite- transportation- nutrition- residential repair- income support and health

52 (b). Please describe the publicly funded LTSS services in your state. This includes LTSS programs funded solely by state or county

maintenance services through the area agency on aging for older adults state in-home services through the Texas Department of Aging and Disability Services for older and disabled persons with low incomes and limited resources community-based services for persons with mental illness through the local mental health authorities community-based services for persons with intellectual and developmental disabilities through the local authorities vocational rehab and independent living services through the Texas Department of Assistive and Rehabilitative Services independent living advocacy and skills training through the independent living centers- funded by the Texas Department of Assistive and Rehabilitative Services and the U.S. Department of Education

In Home and Family Support Program provides persons with physical disabilities a cash grant to purchase medically necessary approved items that will allow the person to live independently or a family member to remain in their family arrangement. Community Based Alternatives program provides home and community based services to people 21 and older as a cost effective alternative to a nursing home. Medicare Savings Program assists individuals that meet the income guidelines and have Medicare by paying for their Part B premium costs. Extra Help assists individuals that meet the income guidelines by paying for the Part D premium and assisting in the payment of the drugs that the individual takes.

Ability First is a resource site to assist individuals with Independent Living Goals.

Aging Services- Independent Living- Alternatives program

Home Community Based Alternatives

Services include case management- adult day programs- caregiver support- residential care homes- assisted living- and skilled nursing facilities.

Developmental Disabilities Services Program Medicaid for Working People with Disabilities

Caregiver Respite programs Dementia Respite Veterans Independence Project funding Moderate Needs Group Program for Homemaking

Choices for Care- Money follows the person- Attendant Services Program- Adult Day- Home Health- AAA...

Vermont has a vast array of programs for people with disabilities. We pride ourselves on making sure that people have choices to stay as independent as possible some of our programs are as followed: The Attendant Services Program that supports independent living for adults with disabilities who need physical assistance with daily activities.. Program participant hire- train- supervise- and schedule their personal care attendant or attendants. Children's Personal Care Services (CPCS) is a state plan Medicaid program available to children under the age of 21- with a significant disability or health condition that substantially impacts care giving needs and/or the development or self-care needs. The goal of CPCS is to provide supplemental assistance with self-care and activities of daily living to Medicaid eligible children with significant disabilities or health conditions in the home and in the community. This support is meant to supplement- not replace- parental roles Choices for Care is a Medicaid-funded- long-term care program to pay for care and support for older Vermonters and people with physical disabilities. The program assists people with everyday activities at home- in an enhanced residential care setting or in a nursing facility. Developmental disability services assist children- adolescent- and adults who have a developmental disability to live- attend school- work- and recreate in their communities

EDCD wavier- PACE program.

Medicaid Waiver- Nutrition- Adult Day Program- Nursing Case Management- Senior Adult Mental Health- Money Management- Legal Services- Assisted Transportation Services

Adult Day Care, Care Coordination, Care Coordination for Elderly Virginians (CCEVP)Checking Chore Chronic Disease Self-Management (CDSMP) and Diabetes Self-Management Communication- Referral- Information and Assistance (CRIA)Community Living Program (CLP)Congregate Nutrition Disease Prevention and Health Promotion Elder Abuse Prevention Emergency Employment - Title III Employment - Title VFan Care and Summer Cooling Guardianship Health Education and Screening Home Delivered Nutrition Home Health Homemaker I. D. Discount Legal Assistance Local Contact Agency (LCA) Staff

52 (b). Please describe the publicly funded LTSS services in your state. This includes LTSS programs funded solely by state or county

Information for Money Follows the Person (MFP) Long-Term Care Coordinating Activities long-Term Care Ombudsman Medication Management Money Management Options Counseling Personal Care Preparation and Administration of the Area Plan Public Information / Education Residential Repair and Renovation Respite Care Senior Farmers' Market Nutrition Program (SFMNP) Socialization and Recreation Transportation Virginia Insurance Counseling and Assistance Program (VICAP) Volunteer Adult Protective Services intellectual Disability (ID) waiver Day Support waiver Individual and Family Developmental Disabilities Support waiver (IFDDS waiver) Elderly or Disabled with Consumer Direction waiver Technology Assisted (Tech) waiver

Our agency has Adult Daycare- Home Care- Personal Care- Transportation- Local Long-Term Care Ombudsman- Home Delivered Meals- Congregate Meals- Checking Service- Emergency Response System- Emergency Food Bank- Case Management- Senior ID cards- Elder Abuse- Legal Assistance- Caregiver Support (Respite- Access Assistance- Supplemental Services)- VICAP- Information and Assistance.

Medicaid long term care waivers such as the Elderly and Disabled Waiver including consumer-directed-home delivered meals- homemaker- companion- respite- adult day health care- congregate nutrition- personal emergency response system- Program of All-inclusive Care for the Elderly (PACE)- options counseling- transportation.

OAA programs- Medicaid and SNAP

Medicaid- SNAP- EDCD Waivers- Fuel Assistance- Cooling Assistance- Weatherization- Auxiliary Grants- Housing Assistance

Medicaid waiver services Respite Grant Companion service Adult Day Health Care grants Caregiver support and counseling PACESHIPSNAP Home-delivered Meals Centers for Independent Living Grants for Assisted Living MFP Medical Transportation (Medicaid and New Freedom Grants) Rehab services Home modifications Assistive Technology Services to Blind and Visually Impaired Services for People who are Deaf or Hard of Hearing: Technology Assistance Program (TAP) Virginia Relay

OAA funded Home-delivered meals OAA funded personal care- homemaker and chore services OAA State funded Respite Svcs. OAA funded transportation (for medical appts.) OAA and State funded Case Management OAA and State funded Home repairs

Care Coordination for Elderly Virginians 1 Care Coordination for Elderly Virginians 2 Care Transitions Congregate Nutrition Disease Prevention/Health Promotion Emergency Home Delivered Nutrition III-E Adult Day Care – Respite III-E Info Referral/Assistance - AAIII-E Other - SSIII-E Personal Care – Respite III-E Transportation – AA Information and Referral/Assistance Local AAA Local Contact Agency MDS 3.0 Options Counseling Personal Care S.O.S. Referrals S.O.S. Service Implementations Socialization/Recreation Transportation Virginia Insurance Counseling and Assistance Program

Senior Citizens Services Act Family Caregiver Support Kinship Caregiver Support Kinship Navigator OAA Services

The publicly funded LTSS services in Northwest Regional Council's service area (Whatcom- Skagit- San Juan- and Island Counties) include: Medicaid Medicare Nursing Facilities Assisted Living Facilities Adult Family Home Home and Community Based Services Money Follows the Person (MFP) Home Health Services Housing Transportation Adult Protective Services Long Term Care Ombudsman Case Management Care Transitions Medicaid Personal Care (MPC) Community Options Program Entry System (COPEs) Family Caregiver Support Program/Respite Services Aging and Disability Resource Centers/Senior Information and Assistance Personal Care Adult Day Services Skilled Nursing Congregate and Home Delivered Meals Individual Education and Training Personal Emergency Response Devices Medical Equipment and Supplies Home Modifications

Family Caregiver Support Program Chronic Disease Self-Management Care Transitions Lifespan Respite Kinship Caregivers Military Services Navigator Title XIX Case Management Medicaid Personal Care

Medicaid Personal Care COPEs Family Caregiver Program Services (housekeeping and errands- Respite- DME- home evals- counselling- support groups- training) Home delivered and congregate meals (OAA- SCSA- title dollars) transportation (OAA- SCSA- title dollars) Footcare (SCSA) Oral Health clinics (SCSA)

52 (b). Please describe the publicly funded LTSS services in your state. This includes LTSS programs funded solely by state or county

Medicaid personal care program Lighthouse Fair
Lighthouse- FAIR- Medicaid Personal Care and Hospice Programs- Aged Disabled Waiver- TBI Waiver- I/DD Waiver
Lighthouse- FAIR- Medicaid Personal Care and Hospice Programs- Aged Disabled Wavier- TBI Waiver- I/DD Waiver
Medicaid personal care program Light house FAIR
Lighthouse- FAIR- Medicaid Personal Care and Hospice Programs- Aged Disabled Waiver- TBI Waiver- I/DD Waiver
Lighthouse- FAIR- Medicaid Personal Care and Hospice Programs- Aged Disabled Waiver- TBI Waiver- I/DD Waiver
Lighthouse- FAIR- Medicaid Personal Care and Hospice Programs- Aged and Disabled Waiver- TBI Waiver- I/DD Waiver
Lighthouse-State funded program that provides in home care to clients 60 and over who do not received ADW services FAIR-State funded program that provides services (respite) to caregivers of Alzheimer and related dementia clients. LIFE-Legislative Initiative Funds for the Elderly. Every senior center receives money they can use as want- i.e. Lighthouse- FAIR- Meals Aged and Disabled Waiver-Medicaid funded (Federal and State) program for in home care for citizens over 60 and the disabled. TBI Waiver-Medicaid funded (Federal and State) programs for care of those with traumatic brain injury IDD Waiver-Medicaid funded (Federal and State) program for those with developmental disabilities Medicaid Personal Care-Medicaid funded (Federal and State) programs for in home care for those who have traditional Medicaid.
Family Care - MCOIRIS - Self Directed Support Program Legacy Waiver Counties
Family Care IRISCOPCIP Family Care Partnership PACE
Family Care is a managed care program that provides long term care supports for those that meet both functional and financial eligibility. The care team includes the member- his/her family or natural supports- a care manager and nurse from the managed care organization. RIS is a self-directed care program in which the member is given a budget and sets up his/her own care plan with the aid of a consultant. Community Options Program is administered by the local Human Service Dept. in Kewaunee county with funding from the state DHS department. Person Care programs are funded through Medicaid.
Family Care IRIS
Legacy Waiver in ADRC of the Northwood IRIS Family Care
Cip 1A- Cip1B Cop Cop-W- CCS-CSP Crisis Program- Family Care- IRIS- CIPII- CRS-Brain Trauma Waiver Partnership- Pace- Katie Beckett- Alzheimer and Family Care Givers Support
85.21 Transportation- Adult Daycare- Long Term Care Waivers- Nutrition program for disabled under age 60
In our region: Family Care- IRIS- institutional care
Energy assistance-Section 8 vouchers- Senior Care prescription assistance- subsidized housing
Family Care- Partnership- IRIS- National Family Caregiver Support Program- Alzheimer Family Caregiver Support Program- Supportive Home Care
Family Care through CMOs and IRIS
Family Care IRIS
The Personal Care Program provides services that are medically oriented activities related to assisting a recipient with activities of daily living necessary to maintain the recipient in his or her place of residence in the community. Congregate Meal Program provides congregate services such as meals served in a common dining room- locations in your community where you can join other seniors for a nutritious meal served in a relaxed and friendly atmosphere. The Home Delivered Meal Program is for people age 60 or older who are homebound due to health reasons- and physically or emotionally unable to travel for a meal with others. It is for those who are unable to obtain food and prepare nutritious meals for themselves on a daily basis. Meals are delivered by sensitive- caring persons- many of them volunteers- who are concerned with the

52 (b). Please describe the publicly funded LTSS services in your state. This includes LTSS programs funded solely by state or county

well-being of each participant. The National Family Caregiver Support Program maintains and improves the ability of the caregiver in the home by coordinating formal and informal support services. The intent of this program is to provide information- support and assistance to family caregivers who are caring for a person 60 or over. The Alzheimer's Family Caregiver Support Program is available to help families caring for a loved one who has been diagnosed with Dementia. The AFCSP provides services and funding for Alzheimer's patients and their caregivers. The purpose of the program is to provide opportunities to maintain persons with dementia in community placement. Eligible individuals can receive a small grant annually to help pay for needed services and supplies. A Dementia Care Specialist is available to help guide you in making a decision to enroll in the program- or to provide you with a consultation to learn more about dementia- resources and support available throughout Jefferson County. Transportation - The Human Services Volunteer Driver Program is intended to provide Driver/Escort Services to the elderly and persons with disabilities to get to medical appointments. This program is only available to those individuals who have no other means of transportation. Elder Benefit Specialists help the elderly who are encountering problems with private or government benefit programs. They are highly knowledgeable in the following areas: Medicare- Food Share- Social Security Disability- Supplemental Security Income (SSI)- Senior Care and Medical Assistance. Benefit Specialists are trained and guided by attorneys who specialize in elder and disability benefits law. They are often called "the red tape cutters" and their mission is to help people figure out what benefits they are entitled to and what they must do to receive them. Publicly Funded Long Term Care Programs: Family Care and Partnership are Wisconsin's flexible health and long-term managed care programs. Family Care provides a full range of long-term care services. Partnership- adds medical care to the long-term support services in Family Care. IRIS is a Wisconsin program where consumers self-direct their publicly funded community-based- long-term care supports and services. PACE is not offered in Jefferson County at this time.

Only Medicaid except for some small federal Aging programs. Every funding source has been folded into the Medicaid Waivers.

Family Care Partnership IRIS PACESAIL All are LTC Medicaid waivers. IRIS is a self-directed option and the only one besides SAIL which is considered a "fee for service" program.

Food Share Energy Assistance

Family Care IRIS

Family Care IRIS

SSI/SSDI Eligibility HIRSP Medicare Supplement MAPP Medicare Advantage Plans Medicare Coverage Medicare Part DQMB/SLMB/SLMB +Title III-C Home-Delivered Meals Title III-C-Congregate Dining Program Title III-B Volunteer Driver Program Family Care IRIS Alzheimer's Family Caregiver Support Program National Family Caregiver Support Program Community Options Program (COP)

Family Care- IRIS

Family Care/IRIS IIB/IIIEAFCSP

55 (d). For which of the following populations is the functional assessment used?

Specify Other

All qualified- not dependent on diagnosis

Everyone that meets eligibility

Age 60+

Aged 60 and older

Aged 60 and over. Often individuals also have physical disabilities; DD- Brain Injury- HIV; AIDS- medical fragility- and; or mental illness.

Age 60+

55 (d). For which of the following populations is the functional assessment used?

Specify Other

60 and up
60-64 for Senior Care Act and Older Americans Act
Age 60 and older
Not applicable - we do not use a functional assessment
See State of Maine report
Addictions
Disability not described above and; or younger than 65 with a disability
The DD population uses its own assessment tool. Not sure about Brain Injury and Autism
Functional assessments are used as needed regardless of the population; a person fits within.
All disabilities
All disabilities.
All assessments are self-assessments with ILC Peer Guides because we are and ILC.
Age 60 and older
Age 60 and older
Age 60 and up
Age 60 and older
Aged 60+ and older
family caregiver
60 and older
We use the same tool for all parties at present
Under 65 and disabled
none
Alzheimer dementia
MFP
All Choices for Care waiver programs and caregiver respite programs
60 and older
60+
Individuals 60-64
Aged 60 and older
aged 60 and older
Mental illness when dual diagnosis
any customer who is in a dual service group aged or disabled plus above
adults with a diagnosed disability currently receiving benefits for that disability or have applied
HIV; AIDS if consumer becomes disabled; mental health as a co-morbidity
Under age 60 only

56 (a). Is your organization involved in planning for your state's Exchange?

If yes, please describe your organization's role

Collaborator
Arkansas is a state partnership state with the federally facilitated exchange so we are working on the implementation of that for october 1- 2013.
We have had some initial conversations and awaiting the rfp for it to become a navigator.
Working with the exchange to become navigators
We are looking at the potential of applying to be navigators. Even if we are not- we are planning for the exchange by educating our i r and ship staff and volunteers about the exchange and the expansion in medicaid eligibility so that we can assist consumers who contact us.
Ship counselors- ckf site
Sharing expertise and experience with statewide consortia
ADRC working to partner with local extension offices
State is in planning stages
Attending organizational; planning meetings.
Provider
We are considering becoming a navigator
Attending meetings with partner agencies who will have a key role.
On local planning committee
Planning an affordable care act panel discussion sponsored by the health department and in collaboration with the health department- upper bay counseling and support services- union hospital- Cecil county public libraries and the local management board
Our county hd was awarded a connector grant for the 3 lower counties on the eastern shore of maryland
Ma has an exchange
We have an exchange
The commonwealth of Massachusetts has mandatory universal health care
Ma has universal health care
Ma has had mandatory universal health care since 2006.
State of Massachusetts has an exchange
It is already developed in ma
Ma already has an exchange
Commonwealth of Massachusetts has mandatory universal health care
Mass health
Ma has universal healthcare
Mass. Has an exchange
State of ma
Mass health in mass
Commonwealth of Massachusetts has mandatory universal health care
Ma has a universal healthcare since 2008.
Mass has mandatory health care
Ma has an exchange
Commonwealth of Massachusetts has mandatory universal health care
Commonwealth of Massachusetts has mandatory universal health care

56 (a). Is your organization involved in planning for your state's Exchange?

If yes, please describe your organization's role

Commonwealth of Massachusetts has mandatory universal health care
Ma already has exchange in use.
Mass already has an exchange
Massachusetts
Unsure of agency's role in the state's exchange at this time.
The area agency on aging and the blue water center for independent living are working closely on the aca developments.
As indicated ADRC state level staff have been redeployed to help get this up and running for the state.
Minnesota ADRC staff has been temporarily redeployed to work on the exchange. The sll staff may become navigators and ipas.
Sit on subcommittee
Lyon county human services will partner with the state to provide assistance to individuals wanting to sign up for the exchanges
Provide public comment
Currently participating in workgroups- however- this is in early stages
Insurance exchange strategy implementation meetings
None at this time
Please see answer provided under Sullivan county service link response
In collaboration with other agencies working on rfp
Service link is the state health insurance program -- as part of the service link network which has a service link adrc hub established in every county of the state and linked via the service link network-refer 7 an existing warm transfer set up and key local partners we see ourselves as obvious local hubs for overseeing and training and potentially housing health exchange navigators.
Ashe services for aging senior center is also the shiip site and have agreed to be the health insurance exchange for ashe county.
Conversations are just taking place at the NCAAA meeting this month to learn more about the exchange and what the role of crc's and aaa's will be.
We are in the process of submitting a letter of intent
Apprise training to prepare for increased calls
On several advisory boards and looking into the navigator piece
Advisory capacity
If Texas opts out of exchange ADRCs will work with federal exchange ill contract
We are currently researching the possibility of applying to be participants.
Educator
Very small role; advisory; capacity on the green mtn. Care board advisory committee
Participate in local strategy and input sessions. Also applied to become an HBE navigator agency.
Lacrosse county human services is the governing body and they are working with IM to develop the process
Economic support

56 (b) .Is your state/site examining ways to align functional eligibility determination for publicly funded LTSS with Medicaid financial eligibility determination carried out through the Exchange website?

If yes, please specify
The state is looking to streamline.
The state is trying to develop a system where we can share information; streamline process to give us access to EMS and track Medicaid applications
Only discussion and planning at this point
Our state is in the planning stages
Planning committee
MA has universal health care
Already developed in MA
MA has Universal Healthcare
State of MA
We are working hand in hand to figure it out
MA has had universal healthcare since 2008
See above
Commonwealth of Massachusetts has mandatory Universal Health Care
Massachusetts
This is likely to be in place sometime late 2014- July or later
The state is planning to do this but not on 1;1;14. Likely July or sometime thereafter.
Training to staff
Balanced Incentive Program
RFPs have been requested in VA. We have signed letters of intent to participate.

57 (a). Are any of your organization's functions reimbursed under Federal financial participation (FFP) or Federal medical assistance percentage (FMAP)? If so please specify the functions.
Yes, the following are reimbursed under FFP.
Medicaid Waiver
Medicaid Waiver
ADRC Staff Salary and Fringe
SEP-Options for Long Term Care
ARCH- Options Counseling- Older Americans Act programs
Intake; Screening- Medicaid Benefits Counselors (eligibility assistance) and Medicaid Waiver Specialists (program management)
Options Counseling and Assessment
Functional Assessment Instrument
Medicaid
case management
MFP
For administrative expenses incurred in the course of administering Title XIX and Title IV-E of the Social Security Act.
HCB Waiver
All Medicaid Services
Choices Program- Home Care Waiver
Waiver services
Medicaid Waiver

57 (a). Are any of your organization's functions reimbursed under Federal financial participation (FFP) or Federal medical assistance percentage (FMAP)? If so please specify the functions.
Yes, the following are reimbursed under FFP.
Waiver services
Medicaid Waiver
The SLL will begin doing the PASRR function effective 10;1;14 and through this work the SLL will receive FFP- contingent on CMS approval.
Medicaid Minutes
Work with clients new to Medicaid program
New Medicaid applications
Assessment and counseling
Local Contact Agency- Child Support
Medicaid programs
RSVP- Caregiver Support- Home Delivered Meals-
Adult Protective Services worker- Case Manager- Eligibility Specialist
Applications for Medicaid
ADRC Activities and Nursing Home; ICF MR Relocation Activities
Information and Assistance with regard to Medicaid
Any time and work involved in MA functions or screening for MA related services or supports. Care Coordination and Quality Improvement Activities - long term care functional screen administration- long term care functional screen other-Adrc staff training related to MA
Outreach and facilitating applications- services coordination- functional screen admin- updates- training
Medicaid intake; Scheduling
Long Term Care Functional Screening- Disability Applications etc.
MA related activities and NH relocation

57 (b). Are any of your organization's functions reimbursed under Federal financial participation (FFP) or Federal medical assistance percentage (FMAP)? If so please specify the functions
Yes, the following functions are reimbursed under FMAP
Medicaid Waiver
ED Medicaid Waiver
Medicaid Waiver Programs
CT Homecare Program and Money follows the Person
Medicaid Waiver Admin.
Options Counseling and Assessment
HCB Waivers
Medical Assistance Personal Care
Personal Care Management Program
case management- long term care facility approvals- LTSS services- Personal Care Attendant Program
Adult Day Health
currently FMAP funding does provide funding for options counseling
I ; A- OC
Medicaid Administration

57 (b). Are any of your organization’s functions reimbursed under Federal financial participation (FFP) or Federal medical assistance percentage (FMAP)? If so please specify the functions

Yes, the following functions are reimbursed under FMAP

PASSPORT- Assisted Living Waiver- Choices Waiver.
Screening-Assessment and Case Management
Adult Protective Services worker- Case Manager- Eligibility Specialist
Link Coordinator- Outreach ; education- Options Counseling
LINK Coordinator; outreach and education; options counseling
Link Coordinator and Outreach ; Education
Link Coordinator- Outreach and Education- Options
Link Coordinator- Outreach ; Education- Options Counseling
Link Coordinator- Outreach ; Education- Options Counseling
Link coordinator- Outreach ; Education- Options Counseling
Link Coordinator- Outreach ; Education- Options Counseling
LINK Coordinator- Outreach ; Education- Options Counseling
Link Coordinator- Outreach ; Education- Options Counseling
LINK Coordinator- Outreach ; education- Options Counseling
Link Coordinator-Outreach and Education-Options Counseling.
LINK Coordinator- Outreach and education- and Options Counseling
Link Coordinator- Outreach- Education- Options Counseling
Link Coordinator- Outreach ; Education- Options Counseling
Link Coordinator Outreach ; Education- Options Counseling
Link Coordinator- Outreach; education- Options Counseling.
Link Coordinator- Outreach ; education- Options Counseling
Link Coordinator- Outreach ; education- Options Counseling
Link Coordinator- outreach and education
Link Coordinator- Outreach ; Education
Link Coordinator- Outreach- Education- Options Counseling
Link Coordinator- Outreach ; education- Options Counseling
Link Coordinator- Outreach and education- Options Counseling
Link Coordinator- Outreach ; Education- Options Counseling
LINK Coordinator- outreach and education
Link Coordinator- Outreach ; Education- Options Counseling
LINK Coordinator- Outreach ; Education- and Options counseling
Link Coordinator- Outreach ; Education- Options Counseling
Link Coordinator- Outreach ; education- Options Counseling
Link Coordinator- Outreach and Education- Options Counseling
Link Coordinator- Outreach and education- options counseling
LINK Coordinator - outreach; education- Options Counseling.
Link Coordinator- Outreach and education- Options Counseling
Link Coordinator- Outreach; Education- Options Counseling.
Link Coordinator- outreach ; education- Options counseling
We bill Medicaid for services we provide under the Medicaid Waiver program.

57 (b). Are any of your organization's functions reimbursed under Federal financial participation (FFP) or Federal medical assistance percentage (FMAP)? If so please specify the functions

Yes, the following functions are reimbursed under FMAP

Personal Care- Adult Day Healthcare

Admin Claiming and Medicaid Transportation

Enrollment and counseling of MA funded programs

Eligibility determination

any work involving MA

100 % Time Reporting

I and A- assessment- ADRC activities

Section D. Organization Characteristics

61a. What organizations comprise the core operating organizations?
Specify Other
Community Action
Easter Seals- Public Health- Home Health- Hospice- Human Resources
Medicare SHIP office
Pima County ADRC: PCOA- DIRECT- AHCCCS & ALTCS- DES & DDD- CPSA- Southern AZ VA- AZ Veterans Services- Pima County Public Fiduciary- Evercare Select- Mercy Care Plan- DES & APS- Sonoran UCEDD
Hospital Social Workers- DDD
APS- IHSS- MSSP- Linkages- SOAR-Ombudsman
County Organized Health Plan (Medi-Cal)
Single Entry Point for Medicaid Waivers
Human Services
APS
Senior Centers
Access Agency - Connecticut Community Care- Inc.
Home Healthcare- GA Cares-Medicare Insurance counseling- Adult Protective Services
DFCS- AAA Subcontractors
Hospital: Maui Memorial Medical Center; Public Health Nursing; Adult Protective Services
Dept. of Rehabilitation Services
Community Action Agency
Energy Assistance & Weatherization
SHIP
DCF
Extension service- consumers
Contracted Service Providers
Transportation Providers
Statewide care coordination for home & community based LTSS.
Department of Social Services; Local Health Department
Lifestyles of Southern Maryland
Department of Health
DSS- Non-Profits
Department of Social Services and Local Health Department
Dept. of Social Services- Mental Health Authority
DSS
Department of Health
Holly Communities- Neighborhood Service Center- St. Vincent DePaul-United Needs and Abilities (formally Epilepsy Assoc.) Choptank Electric Co-op- Women in Need- St. Joseph House
Aging Services Access Point
61a. What organizations comprise the core operating organizations?
Specify Other
MassHealth Personal Care Management
ASAP & AAA
ESPNS; NSCC; Consumers; Seniors
Workforce development
Old Colony Elder Services is a Aging Services Access Point (ASAP). Bristol Elder Services- Coastline

Elderly Services and South Shore Elder Services are AAAs and ASAPs.
Ombudsman Services
LTSS Provider Organizations
The ADRC of the Thumb is comprised of 59 organizations- businesses and individuals across three counties.
Various types of providers that meet the inclusion & exclusion criteria of the website.
County based LTCC Units
Food Banks
Non-profit organization for aging and disability services
Specify Other: Senior Social Services
Public Health
Monadnock ServiceLink ADRC; Monadnock Collaborative- 501(c)3; Regional Hospital (Cheshire Medical Center & Dartmouth Hitchcock Keene); Institute on Disability & IHPP; Keene State College; Monadnock Volunteer Center & RSVP Program
Protective services-APS
Health & Human Services
Health Dept
Local DSS
The Department of Social Services Adult Service Department is a COE for the Ashe County CRC.
Department of Social Services
Council on Aging- Department on Aging- Center for Independent Living
Geriatric care management agency; Hospice and Palliative Care organization; organization which trains and matches volunteers with older adults and adults with disabilities for transportation- caregiver support-friendly visiting & telecare- and chore services
Hospitals- NFs- Public Health
Beaver County Behavioral Health (MHMR)
UDS
Center for Community Resources
Living Unlimited- Goodwill- PA Housing Authorities
CILs
County Transportation
Coordinated Services
Employment One-Stop- County Substance Abuse Agency- United Way
Rhode Island Department of Human Services funding
Department of Human Services- Division of Developmental Disabilities

61a. What organizations comprise the core operating organizations?
Specify Other
DHS
Local Authority
ECI- & DADS Regional Services
Gateway to Care
MHMR
DWS- Senior Centers
Vermont Brain Injury Association- Green Mountain Self Advocates and Vermont Family Network
Department of Social Services
Community action agency
Local Departments of Social Services
Department of Social Services

ProjectHomes - Housing rehab agency
Catholic Charities- Community-Minded Enterprises- Lutheran Community Services
APS- Children's Waiver program
DHS - Office of Resource Center Development
Tribal

63a. With which organizations do LOCAL ADRC have a partnership and what is the strength of the relationship?

Specify Other

State Departments (with cabinet-level secretaries)

211- VBCIL- TBIA-GRN MTN family- other AAAS

Aging

CCO

Centers for Independent Living

Department of Behavioral Healthcare- Developmental Disabilities and Hospitals (BHDDH)

Department of Commerce

Department of Elder Affairs

Department of Insurance-SHIIP

Department of Public Welfare

Developmental Disabilities Council

DOAS

EOEA

Executive Office of Elder Affairs

Executive Office of Elder Affairs

Holly Community Inc.-

Montana Independent Living Program

63a. With which organizations do LOCAL ADRC have a partnership and what is the strength of the relationship?

Office of Vocational Rehabilitation

Ohio Department of Aging

Ohio's Benefit Bank

PA Dept of Aging

Partnership Carson City- City of Carson- multiple community partners

Take Me Home WV-MFP

Texas Medical Foundation

TN Dept. of Commerce & Ins.

UCONN Health Center

WI Dept of Health Services

State Agencies (located within state departments)

APPRISE

Board of Ed Services for the Blind- Bureau of Rehab services- Oak Hill & NEAT Project

DADS Regional Services

Department of Rehabilitation

Dept of Health Public Health Nursing

DHS - Office of Resource Center Development

Division of Services for the Blind

Mass Rehab Commission

Medicare Information Office

OVR
Public Welfare
PVR (MRC in MA) for CL services including IL
Senior Law
SHIBA (Statewide Health Insurance Benefits Advisors)
SHIP program
TRIAD & Home to Home Foundation
Wisconsin Bureau on Aging and Disability Resources
Local Government Agencies
Apprise- Ombudsman Program- RSVP- SCSEP- Community Action.
Area Agency on Aging- Capital Area Community Services- MPRO- Dept of Human Services- Nursing Homes- Center for Independent Living- Hospitals- Community College-
Behavioral Health
Bureau of Elderly and Adult Services
Center for Independent Living; Developmental disabilities
CIL
CIL
CIL - Society for Equal Access
County commissioners of our 11 counties
County Community Services (ADRC of Linn County)

63a. With which organizations do LOCAL ADRC have a partnership and what is the strength of the relationship?

County Department of Human Services and several of its Divisions including: Office of Mental Health- Division of Children and Family Services (Adult Protective)- Division of Financial Assistance (Housing- Medicaid- Food stamps)- Youth Bureau (Intergenerational Programming)
County Elderly Activities Division: Nutrition Program- Coordinated Services for the Elderly- Senior Employment
County Health & Human Services
County Mental Health Dept.
County Substance Abuse Agency
County Veteran Service Commissions
Department of Disability and Aging Services
Holly Community Inc.
Includes a wide variety of Aging & Disability Organizations
Independent living
Legal Aid
Mental Health Intellectual Disabilities Coordinated Services Drug & Alcohol
San Antonio Coalition for Veterans
School Systems in Central- MA
Senior centers
SHIBA
Transportation
Veterans Office
Federal Agencies
Administration on Community Living (through contracts from New York State Office of the Aging)
CNCS
Congressman Tom Marino Office
Inter-tribal council of NV
Local Senior Service Agencies

Local Tribal Agency
Medicaid Transportation - Provide directly
Social Security Administration
Social Security Administration
SSA Admin
Organizations providing Direct Services
14 Senior Centers- City Reach- 1 Home Health Agency and Host of other Local organizations
Adult Day Care & Day Health Programs- Hospice- PACE
Beaver LIFE
Blind Assoc.
Buffalo River Services
Caresource
Community Action- Inc.
63a. With which organizations do LOCAL ADRC have a partnership and what is the strength of the relationship?
Community Care of Wake and Johnston Counties
Department of the Blind
Disability Partner - Holly Community Inc.
Employment One Stop
Employment program
Hospice of the Foothills- Community Center & Congregate Meals- Alta Regional- & Domestic Violence Coalition
Laurel Legal- Home & Community Services- Thorne Group- Seniors Helpers.
MA Association for the Blind and Regional Transit Authorities
MMAAP
physician practice
San Francisco Transitional Care Program
Senior Companion
Summit Independent Living
Transition Connections and Interim Health Care
Veterans Hospital- Wilkes Barre PA
West Branch Drug & Alcohol
Advocacy/Referral Organizations
AARP- Aloha Independent Living Hawaii- Alu Like- American Heart Association- Dept of Veterans Affairs
CBOC- Disability Rights Hawaii- Hawaii disability Rights Center- Food Basket- Office of Economic Opportunity-
Hawaii Island Adult Care- Hawaii Island Rural Health Association- Hawaii State council on Developmental
Disabilities- Hospice of Hilo- Parkinson's Support Group- Project Dana- Services For Seniors- Special Olympics
Hawaii- Full Life Inc.- UHH College of Pharmacy- Legal Aid Society
Alcoholic Anonymous
Disability Rights VT
Elder Justice Coalition West Central Ohio
Inglis- JEVS and Homemakers Services of the Metropolitan Area
Lifestyles of S. Maryland
Long Term Care Ombudsman
LTC Ombudsman
Meals on Wheels
Monroe County Legal Assistance Center
Nursing Facilities
Ombudsman Program
Operation Able and Shine counselors
Red Cross

Self Determination Housing Project of PA Way Out
Self-Advocates Becoming Empowered
Senior Centers
Single Entry Point
Wide Variety of Organizations and Services. Community and State Universities; Private Colleges.

63b. What is the type of partnership agreement?
Specify Other
State Departments (with cabinet-level secretaries)
Health
MAP site is under the Health Department
Human Services
ADRC is part of Human Services
ADRC Partnership Agreements
Housed within
Oversight through Aging
Parent department
Other
Medicinal equipment providers
State Agencies (located within state departments)
Aging
ADRC statewide advisory board
Current agency
HCS Office
Located within - Aging oversees ADRC
Oversees local ADRC
Oversight
Partnership Agreements
The State Unit on Aging administers the ADRC
This is a Department in Ohio-see above
Developmental Disabilities
ADRC statewide advisory board
In the process of applying to be a case management provider for Supports for Community Living Waiver
Part of CSB combined agency
Acquired or Late-Onset Disabilities
ADRC statewide advisory board
Disability Rights of Washington State (Protection & Advocacy)
Part of Division of Aging and Adult Services
Partnership Agreement
Mental Health
ADRC statewide advisory board
Both are divisions within DSS
Director severs on Board
Part of CSB combined agency
Ashe County CRC needs to update the MOU due to Daymark becoming the local mental health provider.
Medicaid
Both are Divisions within DSS
Provider for Support Broker and Financial Management Services for Medicaid Waivers.

63b. What is the type of partnership agreement?

Specify Other

We are a vendor for PCA Services

Housing

Involved with housing issues and participate on workgroups

Part of CSB combined agency

Self Determination Housing

We have contracts for Supportive Housing Sites

Education

Internships & Placements

Special project using students for social work area.

Working towards a formal MOU

Other

Adult Protective Services

Internships

Local Government Agencies

Area Agency on Aging

(self)

AAA is ADRC

AAA is ADRC

ACMS is the local AAAD

ADRC administering agency

ADRC is a function of the ATRC AAA

ADRC is a program located within the AAA

ADRC is the AAA

ADRC is the AAA

Aging & Community Services is the AAA that covers Bartholomew- Brown- Decatur- Jackson- and Jennings Counties for Indiana. All AAAs in Indiana are also designated as ADRCs.

ARCH housed within AAA

As part of the State level MOU

CENLA AAA

Combined as one unit

Agency on Aging

MAP is the local Area Agency on Aging

Mercer ADRC is the AAA

Minuteman is a AAA

NIAAA is the AAA

Our ADRC and AAA are fully integrated

Oversight

Part of AAA

Self

The AAA is at the center of ADRC operations in the county

The AAAD is the designated ADRC for our 13 county catchment area.

The ADRC is part of the AAA

The ADRC is the AAA

The ADRC is the AAA

The SLL is managed by the AAA

This ADRC is also Area 7 Agency on Aging and Disability

This Agency is a AAA

63b. What is the type of partnership agreement?

Specify Other

This is our organization
We are AAA
We are AAA
We are AAA & ADRC
We are the AAA
We are the AAA
We are the AAA
We are the AAA
We are the AAA
We are the AAA
We are the AAA
We are the AAA
We are the AAA.
We are the AAA.
We are the Agency
We are the Area Agency on Aging
We are the local AAA
We are the Local Area Agency on Aging for Area 1
Within Human Svc & Health Dept- One Supervisor for ADRC & Aging Services

County Health Department

ADRC is located in public health department
Boston Public Health Commission
Consensus Agreement
Heath Dept is by town and city in MA
Lead agency
On ADRC Advisory Committee. In process of developing MOU for more formalized partnership for cross-training- warm hand-off
Part of the same organizational unit
same department- same director

County Medicaid Office

Benefits Counseling staff comes to ADRC organizations monthly to train staff and work with consumers.
County Dept of Social Services
Covered under State contract
same department- same director
section of our department
We are the Medicaid office

County Department on Aging

ACMS serves as County Office on Aging
ADRC is a program under Harford County Office on Aging
aging unit is part of ADRC
City Dept on Aging
Lead Agency
one combined agency
Our Aging Services are by town and city- not county in MA
section of our department
The AAA is located within the county aging services agency

63b. What is the type of partnership agreement?

Specify Other

The Ashe County CRC is housed at Ashe Services for Aging- Inc.

This Agency is a AAA & Dept of Aging

We are both ADRC and Aging unit

Country Department on Disability

aging and disability services are combined in the county

Our Dept on Disability is by town and city in MA

This Agency is a AAA & Dept of Aging that merged with the County Dept of Disabilities

We are both ADRC and DD unit

County Housing Office

Housing Authorities are by city and town in MA

Located in the same County Department

Reno Housing Authority

There is no County Housing Office

Library

The AAAD has a LOA & rents space for an outreach office from the Dickson county library.

Other

Service provider

Federal Agencies

Local Veterans Administration

Partnership Agreement

Provider Agreement

VA rep holds monthly benefits meetings at VPAS' corporate office

VIP program

Local Indian Health Service

No Indian Health Services in the County

Other

Medicaid Transportation - Provide directly

Partnership Agreement

Organizations Providing Direct Services

211 or Other Call Center

Boston Elder Info joint program

Draft Statement of Understanding

I am the 211 data entry manager of the Ashe County 211 service

Partnership Agreement

Specify Other: posting of our info online

Program of Northwest IN Comm Action

Referrals to 211

The 211 System has not been a large component of the county

The county operates its own 3-1-1 service

We were the 211 for our area until Dec 31- 2012

Community Health Center

On ADRC Advisory Committee. In process of developing MOU for more formalized partnership for cross-training- warm hand-offs.

Referrals to health centers

The county funds health clinics for people without insurance.

Community Mental Health Clinic

Part of CSB combined agency

63b. What is the type of partnership agreement?

Specify Other

Part of same organizational unit

Section of our department

Deaf Service Center

No deaf service center nearby

Hospital/Medical Center

Care Transitions

CCTP

Coalition Charter Agreement

Geriatric Support Service Coordinators for Commonwealth Care Alliance SCO members served at Boston Medical Center

In planning stages for Care Transitions

One local hospital developed a policy statement for VPAS to provide Care Transitions with hospital's patients

Referrals made

The ADRC has LOA's with three hospitals for Care transition services.

Transitions programs

School for the Blind

No school for blind in Cecil county

No School for the Blind in the County

School for the Deaf

No school for deaf in Cecil county

No School for the Deaf in the County

The ARC

Via CSB

United Way

Agency is yearly contributor

This is limited though to just some AAA offices.

United Way is the 211 agency previously listed

Vocational/Rehabilitation Services

Advisory Council

Via CSB

Other

Advisory Council

On ADRC Advisory Committee. In process of developing MOU for more formalized partnership for cross-training- warm hand-offs.

Advocacy/Referral Organizations

AIDS Coalition

As needed basis

No AIDS Coalition known

No relationship

Not a large organization in the County

Referral

Alzheimer's Association

ADR Grant

As needed basis

Partnership Agreement

Referral

63b. What is the type of partnership agreement?

Specify Other

Service Provider

Support groups

American Council for the Blind

No known affiliation

Autism Society State/Regional Chapter

Health Department Core Services- DDA

No relationship

Brain Injury Association State/Regional Chapter

As needed basis

Long Term Care: Union Hospital Adult Daycare

Referral

Centers for Independent Living

ADRC partner agency

Chair of ADRC Board

Draft MOU in process

HCI is our disability partner for MAP

Organization is a Center for Independent Living

Part of Pioneer Valley ADRC

Partnership Agreement

Perform options counseling

Referral

We do not have an active CIL in our service area

Easter Seals

As needed basis

Currently working on an MOU with an Easter Seals program- Care Project

Newsletter

No Easter Seals in Cecil County (in Delaware)- working on relationship.

Referral

Epilepsy Foundation State/Regional Chapter

No information on this

No relationship

Referral

National Association of Mental Illness State/Regional Chapter

Member of ADRC Board

Referral

Referrals

Via CSB

National Autism Association State/Regional Chapter

No relationship

National Multiple Sclerosis Society State/Regional Chapter

No relationship

Referral

Referrals

State Association for the Deaf

No relationship

United Cerebral Palsy

Core Partner

63b. What is the type of partnership agreement?

Specify Other

Fiscal intermediary

Fiscal intermediary for PCA program

No relationship

Serve as a fiscal intermediary for two programs we run

They are a PCA vendor for many consumers

Other

Co-located within the AAA

Senior Centers

66. Is your organization paid on a fee for service or per unit basis for performing any of the following services for a client?

Specify Other

Aging waiver enrollment services, Nursing home transition services
Medicaid waiver and Money Follows the Person is paid on a Fee-for-service basis but it is under the Long Term Care Division of the Department as opposed to the ADRC Division
We have begun offering technical assistance ADA assessments for fees
Paid contract amount not fee
Dee ADRC report
Marketing
Guardian Court Ordered Fees
Personal Care, Respite, ADB, Case Management
Case management
Care management
PCA
PAR
Waiver case management
Options Counseling services is funded by Massachusetts General Law Chapter 211
Care management
CCTP Program
MDS Section Q
MGL 211 Funds for OC
PSS
Protective Services, Care management, Personal Care Attendant, Senior Care Options and Family Caregiver Support
Cost reimbursement
Reverse Mortgage Counseling
Case management
Lump sum based on previous work
Choices CM, home care purchase of services, ECOP CM
Homebound meals and dining site meals
Family caregivers, Memory Care, and Wellness Services, RDAD
Older Americans Act Funds Federal

67. What is the source of the fee for service or per unit payments?

Specify Other

State department of public welfare

MFP Grant through BMS

MFP Grant through BMS

MFP Grant through BMS

VD-HCBS

Section Q

Older American Act

CA Community Transition Demonstration Project

Guardian Client Estates

Veterans

VD-HCBS

MFP Grant

CMS Grant

MFP Grant

MFP Grant

Veterans Independence Project

NCOA

FSSA SNAP

Title III – MFP

CMS

Care Transition Program, CMS

MDS Section Q

Federal dollars

Senior Center Plus

Federal Medicaid and State GPR

Some clients pay for services

DHHS and NCOA

Medicaid state funded for presumptive enrollments

Dually eligible for Medicaid/Medicare

Older Americans Act and Medicaid Administrative Claims

100% Time Reporting

MFP Grant

Energy Assistance Program (EAP formally LIHEA)

AoA Grant

Participant donations

University of Washington

Federal funds

Section E – LTSS Environment

69 . Please add any additional thoughts about Local ADRC and either its operations and/or its results.

Since being designated as an ADRC the ATRC-AAA has been more effective as no-wrong door agency. Having a central; R Coordinator has resulted in consumers being more thoroughly screened for all services for which they might be eligible. The quality of consumer care from first contact to enrollment in multiple programs has increased. The area that the ADRC covers is primary rural with a majority of the population being minority and a great percentage of the population being below the poverty limit. We as an ADRC are reaching out and interacting with the different areas within the region more effectively and frequently than in the past.

1. Our numbers reflex only incoming calls to; R - we have other departments such as SHIP- Senior RX- SCSEP- Ombudsman which calls are directed to each department.

The South Central Alabama Aging and Disability One-Stop Center is currently working on formal partnerships with the Pike County Public Health Department (pilot MOU/hopeful to spread to all PHD's) and the STAR Program under the Alabama Department of Rehabilitation Services (which will be partnering also with the local Care Project- medical supply reutilization). We still have a partnership with 211- but it's only moderately functional because 211 is decentralized.

SARCOA is organized and developed through local partnerships and funding. SARCOA did not receive a federal or state ADRC grant during this reporting period. The Care Transition Program did not begin until April 2013 therefore there is no current data to report for the previous 6 months. The ;R/A department does collect consumer demographics however items such as disability is not available based on age ranges. Question 74 The budget listed for Title II is for Title III.

We became an ADRC in October 2012. Our funding for the ADRC in Alabama is very limited. We have implemented new ways in West Alabama to train staff so they can field the numerous and various calls received. Our new designation of ADRC has created more visibility in our community. We were able to create a in depth directory of services to distribute to the public for reference. Which has opened the door for more professionals- agencies- caregivers and clients to find out about our local services. As well as open the eyes to the AIRS I/R-Aging specialist on how to get the whole picture of all services that the client may be in need of and qualify for (example- food stamps- LIHEAP- LIS- etc.)However- our state network as a whole does not currently receive funds for LTSS or care management models. So many of the questions asked on this survey were difficult to answer as we were not sure how to answer.

ADRC staff seen an increase from the consumers we serve are getting more services provided to them that they did not know that was available for them. We are still working on outreach to all of our communities we serve.

Some of the answers were left blank as a result of our inability to collect this data. Alaska is struggling in its effort to obtain a reliable data collection system for the four VERY different ADRCs.

The MOA ADRC has been in existence since 2008. Prior to that time the MOA did not have a focused program area for seniors and persons with disabilities. Since the inception of the ADRC- the public health department has increased its visibility in serving this population of Anchorage and has the strong backing of the department. The ADRC continues to carve out its place in the service arena in Anchorage. Primary services include ;R; Short-term service coordination and Options Counseling with short-term service coordination being the primary. On-going development at the state level include designation of the ADRC to screen for Medicaid waiver eligibility. At the local level- this next grant year the ADRC grant and the Medicare Counseling Office grant have been combined to create greater coordination and sharing of resources in the two programs. Current staffing has been stagnant for about 3 years with 1.75 FTE employed by the Municipality through grant funds; .5FTE under contract at local senior center and a program manager that oversees the program paid through Municipal operation funds. Currently 3 staff are certified through AIRS. Staffing remains a challenge in pursuing and completing the goals of the project. As the volume of contacts increases due to greater visibility- current staffing is reaching capacity. Local funds are not available at this time. The MOA ADRC is working closely with the staff to

69 . Please add any additional thoughts about Local ADRC and either its operations and/or its results.

assess need and potential funding sources. Regarding the survey--please note the following challenges: Section B--the current data base used by the MOA ADRC does not separate out persons over 60 and under 60 in regards to type of disabilities. These figures are an average based on the percentage of those over 60 and under 60. The number of referrals is a total--many consumers may have received more than one referral. Unable to differentiate ages for options counseling. The majority of our consumers seeking options counseling are over the age of 60 or caring for someone over 60. Section C--the local ADRC does not capture this information and defers to the state to report on this information. Currently the number of ADRC clients that are referred to public LTSS is not tracked at the local ADRC. The data base that is currently being used is unable to do this and the local ADRC is looking into alternative ways to track for next FY. In addition- the ADRC is not linked with public LTSS systems in a way that this information would be readily accessible. There are plans to develop this in the future.

As noted earlier- the data base used by SAIL does not currently collect numbers of individuals for many of the questions asked. Instead- the data base collects hours of service. This is an issue that our state grant administrators are aware of and we are working to resolve. Also- the Care Transitions program has not been utilized during this reporting period by our local hospital. The form provided would not allow 0 to be entered/saved.

There is limited computer access for consumers in the counties we serve- particularly in consideration of the population served. Caregivers or case managers may be invaluable tools in accessing this resource. Budget figures do not include DDD and Medicaid.

Regarding #82 and #83- none were noted. Regarding question 48: frequency of follow up depends on the reason for contact. Staff FTE includes the AAA and the CIL. Medicaid staff are included at the state level. No additional comments.

Please note that on questions 85 and 86 there has not been an increase or decrease noted. Regarding question 48: Depends on request. Budget and Staffing reflects AAA and the Cil for Yuma and La Paz Counties; the CIL for Mohave County data was not available. Budget does not include DDD and Medicaid. Note: This ADRC is ; AZ Links Western Arizona; and consists of three counties: Mohave-Yuma and La Paz.

Section B Populations questions 14-21 is for PCOA (AAA) only questions 27-40 care transitions is only PCOA question 40: the standardized OC tools are not used by Medicaid; Medicaid does offer Question 52: depends on service 65 - do not know 71 - do not know 74: AAA and CIL are non-profit- DDD and ALTCS/Medicaid are state agencies Budget figures do not include DDD and Medicaid.

Budget figures do not include DDD and Medicaid.

The answer to question 85 no change. Quote; Reporting requirements like this multipart one make one question whether being an ADRC without any additional funding is a viable option. Budget and staff do not include DDD and Medicaid. Question 48 - 51: ;not consistent- depends on issue; Question 15: did not collect this information

AIS has partnered with 13 hospitals in San Diego County to provide care transitions. AIS is one of the 8 Counties that will be participating in the Dual Eligible Demonstration in California (Cal Misconnect) and has partnered with 4 health plans to provide coordinated care for seniors who receive Medical and Medicare benefits.

In 2008 Cal Optima received a 3- year ADRC development grant. Cal Optima partnered with the Office on Aging (OoA) and Dayle McIntosh Center (DMC) to develop the Aging Disability Resource Connection of Orange County. Since the launch of the ADRC- the agencies have developed close working relationships. Below summarizes some of our ADRC activities: Website The most significant accomplishment was development of the ADRC website at www.adrcoc.org Hosted and maintained by OoAo Content updates drafted by Cal Optima Update SLA is 2 weeks; however- typically takes over a month Free access to consumers and providers Includes a robust directory o Same directory used by OoA ;A/R staff, OoA adds listings and updates (though broad-based updates not completed in recent years) o Hosted by RTM under contract with OoA RFP anticipated within year as contract due to expire

69 . Please add any additional thoughts about Local ADRC and either its operations and/or its results.

i,§ Cost of changes vary by complexity CL tools added o Search for organizations with staff who speak other languages Feature allows main site and directory listings to be translated into other languages. Education ADRC and its partners have collaborated on various education initiatives such as Disability Rights Workshop- Roundtable on Services for Children with Special Needs and on-going Snack Learns to enhance providers knowledge of community programs and benefits including application processes and eligibility requirements 2011 and 12: 11 Snack Learns over 400 unduplicated attendees 2013: 4 sessions held or scheduled i,§ 1/29: Gizmos and Gadgets (Assistive Devices and Technology) 4/30: CBAS (approximately 100 people registered),§ 7/30: Benefits and Programs for non-citizens (lawful and undocumented)i,§ 10/30: Behavioral Health Programs in OC (e.g.- OCHCA/MH- Reconnect-Duals)Information Referral- Options Counseling OoA is primary contact for ;A/R and Options Counseling€€ DMC provides ;A/R and Options Counseling for consumers with disabilities€€ DHCS is expected to apply for ACA funding for new options counseling grants available to ADRCs in Duals counties. Transitions DMC is Money Follows the Person grantee under the California Community Transitions program and Local Contact Agency for SNF referrals for residents interesting in transitioning home. o Cal Optima Long Term Care department and DMC meet quarterly to discuss transitions in progress- address issues- if any- and other opportunities for collaboration (e.g.- earlier this month- Cal Optima hosted an education event for clinicians on alternatives to institutionalized care. DMC presented on the California Community Transitions program- along with presenters on Community-Based Adult Services (formerly adult day health care) and in-home supportive services. A Cal Optima completed 2 CTI pilots and is launching expansion 2010/11Volunteer model piloted with Mission Hospital o 2011/12 OneCare pilot with Cal Optima RN/SW coach at 3 select hospitals 2012/13 Cal Optima Quality Improvement Program launched in April to further leverage the ADRC pilots MOUs ADRC initiative increased collaboration- but MOUs did not significantly change how programs operated internally- nor how they worked with other community providers. Other Cal Optima sought input from OoA and DMC in developing its initial response to the California's Department of Health Care Service's Request for Solution with respect to the duals demonstration. Orange County was one of 8 counties selected to participate in California's program; Cal Optima- as the county's Medi-Cal plan is OCs participating plan. DMC has regularly attended recurring stakeholder meetings and has provided American Sign language interpreters- where needed by attendees. CalOptima and OoA collaborated on a tool for adult day health care staff and other health care providers to identify community resources to be used in the event ADHC was terminated. This tool also gave providers information about agencies with staff fluent languages other than English to assist in identifying culturally and linguistically appropriate resources.

Successes' Formal Consensus Agreement with critical path way providers of Improved call center triage protocol Developed Universal At-Risk Definition- used by organizations in Consensus Agreement Improved screening tools- revised to more accurately assess client risk in facilitating referrals to care management to Expanded integrated intake system within the call center i.e.- application supports-eligibility screening. o Developed a Universal Referral form to streamline referral among partner agencies so ADRC collaboration with Partners- Critical Pathway Providers and Stakeholders has lead to increased cooperation when responding to at-risk_ consumers as evident expedited access to nutrition programs- care management and IHSS support. Implementation of option counseling and short term care coordination Protocol so Expanded online LTC service resource for consumer so The ADRC ability to serve the needs of people of all ages with disabilities increased by consolidating resources maintained by the ILC and Office on Aging. Produced a Provider Resource Guide Development of Stakeholder and Leadership Advisory Groups to guide ADRC Priorities Established regular meetings and communication with key stakeholder Produced o Cross Training of AAA and ILC staffs to improve option counseling skill set Implementation of Care Transition Intervention Coleman Model Formal CTI MOU with Riverside County Regional Medical Center (RCRMC)o ILC Nursing Facility to Home Transitions ADRC branding with the use of the generic ADRC Logo ADRC has collaborated with two non-profit agencies to produce a Resource magazine that highlights assistive devices and technologies to present to individuals with physical- cognitive and sensory limitation options for independence Developed strong

69 . Please add any additional thoughts about Local ADRC and either its operations and/or its results.

relationship with senior housing managers- social workers and administrators of skilled nursing facilities. Educated those organizations as to ADRC LTC services that can be provided ADRC grant award for PACE expansion to Riverside County's Development of new CTI Partner - IEHP Barriers' Budget cuts to ADRC baseline and County funding; ADRC staff furlough and mandatory Friday closure State budget constraints and the current economic environment have lead to reduced resources- decrease in charitable contributions- and increase service demands on community providers and stakeholders. o Turnover of Partner Organizational leaders resulting in restarting system change negotiations Reduction of Medical Waiver programs for the frail consumers' Elimination of Linkages and ADHC as State Options Some seniors and people with disabilities are unable to remain in the community or transition to community living because affordable and accessible housing is scarce Some seniors and people with disabilities have been unable to obtain accessible and affordable transportation due to funding cuts and reductions in routes and voucher availability The ADRCs phone system and Data management systems are not currently integrated; this makes verification and consistency in data collection and reporting more complicated. Lessons-learned: o Fiscal challenges and revenue insufficiencies have implications on effecting change of organization infrastructure and its related service delivery systems. Partners tend to turn the focus- efforts and resources inward during fiscal crisis Using ADRC partnerships to leverage programs and services is essential in meeting the LTC needs of expanding target populations; especially during difficult economical time's Begin communication about the ADRC initiative early Critical Pathway Providers to garner support for streamlining consumer access. o Establishing MOUs with external partners is a significant challenge and takes longer than anticipated; however- once MOUs are established- they prove to be effective in preserving partnership agreements over time and through organizational change. o It is essential to meet with Executive level and Supervisorial level staff when forming a systemic change and partnerships. The evolution of the ADRC is makes data collection a moving target of sorts. As data is being collected- changes to required and desired data elements are occurring.

Alamosa is a small ADRC providing ARCH services through the AAA. We are not what is classified as a fully-functioning ADRC as we do not work with Medicaid or have access to Medicaid services or waivers or anything of that sort so we are not able to answer all questions of the survey. In regards to the survey- most of the questions- we believe- are geared towards bigger ADRCs that incorporate all aspects of what an ADRC is supposed to be. It was difficult for us to answer some of the questions because we are so small and do not collect the data as it is requested on this survey- but will change our methods to fit the criteria the survey is asking so that we will better be able to complete the survey more appropriately.

The amount of providers has stayed the same in our area- however- some providers have changed or modified their services. We have acquired another homemaking and personal care service provider after one of our HHA stopped doing unskilled services. Thus- the amount of service providers has remained the same. ARCH/ARDC has been a big asset for our rural communities and helping clients to connect to services. Assisting clients in their own settings and being able to network between agencies on behalf of clients has helped get clients services more expediently. Information and referrals through ARCH/ARDC has also helped bridge the connection and knowledge base of agencies and streamlines efforts to service the adult population in our region. ARCH/ARDC also helps strengthen the relationships between agencies.

The Northeastern Colorado ARCH is small and have struggles because of sustainability. The 16 Area Agencies on Aging did apply for and receive a grant from the Colorado Health Foundation for the next 2 years- and also to do a study on how to remain sustainable. Some of the questions did not apply. Would of like more options.

We are still new and have had 6 months of activity- so some questions do not apply just yet. We are hosting an AIRS training in Durango- Colorado on May 24- 2013.

Being a newly formed ADRC in eastern CT- there has been significant collaboration between Partners (Disabilities Network of Eastern CT and Senior Resources Area on Aging). As we work together- there will be an increasing amount of assistance provided to the consumers in our community. We look forward to making a positive difference.

69 . Please add any additional thoughts about Local ADRC and either its operations and/or its results.

ADRC produces collaboration between agencies that provide services for older adults. With the ADRC being the one stop resource center- consumers are reporting that they are connected with services much faster. **Question #85 - As a result of re-balancing of Medicaid dollar- resources that would have been available in the community have been allocated to individuals in skilled nursing facilities transitioning home. Because of that- some Medicaid waiver programs have been closed to people in the community.

With the ADRC funding- Counselors are able to help clients live longer in the community rather than being institutionalized. Clients are being helped to maintain adequate affordable housing- tap into benefits- utilize resources in the service area- caregivers are receiving necessary respite services- clients are able to transition from being incarcerated to the community- employment etc.

The ADRC in Delaware is unique because we are both the SUA and AAA. Some of the data that is requested in this report will be provided only in the State Level Report. In addition- the questions surrounding the Care Transitions were for a Formal Program and currently Delaware operates an Informal Program. However- we do have statistical data that we would be happy to provide if requested. All of the budgetary requests at the local level are provided in the State level report.

The CSRA services a 14 county community area providing Assess- Answers- Action and Advocacy.

Care Transition Program is a 30 day intervention and was started December 2012. Money Follows the Person Program is gaining momentum and set goals were reached in February for the years. We have met and exceeded goals for program but are continuing to move forward..

The Middle Georgia ADRC is funded through ACL/AoA- State of Georgia- CMS (SHIP- Medicaid Waiver and Money Follows Person)- local and in kind support. The Middle Georgia ADRC does not receive fee-for service at this time- current funding that supports the ADRC excluding direct client service dollars is administrative funding.

The ADRC Specialist has worked to promote partnerships with LTSS or HCBS providers in the region.

Regarding question #29. I was not able to include the fourth hospital with whom our agency provides Care Transitions services: West Georgia Health System: two individuals.

The ADRC is an extremely important part of our agency. We believe the future of services to our growing aging and disabled population will be through the ADRC. Because of the sheer numbers the nation's economic situation- services to those populations must change from the traditional model of service provision (eg. directly providing support services vs. referral to other agencies with only those in the absolute greatest need being provided supportive services by the AAA's contractors.

The ECIAAA is completing this survey from the point of view of what were able to learn through the implementation ADRC Pilot with Starting Point- ADRC/Macon County Health Department. The ADRC Pilot ended September 30- 2012. By testing successful service delivery designs by Starting Point ADRC- ECIAAA was able to launch designated Coordinated Points of Entry (CPoEs) in FY 2011. Twelve designed CPoEs provide coverage to ECIAAA's entire Planning Service Area (16 counties). During FY 2011- we established the following award standards for each CPoE:1. Minimum of 7 hour coverage;2. AIRS Certified Staff requirement;3. ESP Data Resource Access;4. Warm transfer telephone capabilities;5. Memoranda of Understanding with Centers of Independent Living;6. Live staff answering the phone;7. Collaboration with other Aging Disability Stakeholders;8. Establishment of the Aging Disability Resource Network;9. Established Consumer direction in OAA programs;9. ECIAAA has provided training on person-centered care planning; options-counseling; motivational interviewing. ECIAAA is working towards converting the CPoE concept already implemented in PSA 05 to the next level - to a fully functioning Aging Disability Resource Center and Network in our 16-county area. ECIAAA- under special funding through IDOA- will be pilot-testing Options Counseling services in accordance with the ACL Draft Standards during FY 2013.

With the available resources the NE IL AoA is able to provide information and referral. The partners in our region consist of 6 CCUs and 4 CILs. The latter of which we have MOUs with. After the recent Options Counseling training some of these agencies may be poised to pilot Options Counseling service.

The Western Illinois Area Agency on Aging continues to expand its Aging and Disability Resource

69 . Please add any additional thoughts about Local ADRC and either its operations and/or its results.

Network- working together with its partners for cross training and a universal referral system. WIAAA did was not funded for Options Counseling in the past but plans to do Options Counseling on a limited basis in 2014. We have developed a good working relationship with our multiple partners and work closely with them through our regional committee meetings.

Aging In-Home Services launched a formal Medicare funded Care Transitions program in March 2013 within the ADRC. The data in the Care Transitions section reflects referrals received March 2013. Once the formal program is fully operational- it will include 11 hospitals. Data supplied on previous SART reports pertained to a pilot Care Transitions program that included one hospital. The services available to clients at the first point of contact have vastly improved since the development of the ADRC. In addition to Options Counseling by phone or in person- face to face (in-home) assessments are now available to individuals in need of LTSS Services. The education- training and knowledge of our staff has also increased. Prior to the development of the ADRC- it was not a requirement to have a bachelor degree in the information assistance department. The ADRC is now staffed with certified case managers with a minimum of a bachelor degree.

We are an Area Agency on Aging that also became an ADRC.

The ADRC funding and resources provided with technical assistance has greatly enhanced our capacity to better meet LTSS needs and person centered is more focused and understood.

We have reached out to other organizations to partner. It often does not get formalized because of HIPAA or other issues. As the ADRC- we still struggle with serving individuals with disabilities other than the typical AAA clients. Other agencies do not seem to want to work with us in a comprehensive disability capacity. Hopefully as things move forward- we can integrate more with the other agencies to strengthen the &duotone stop shop; idea for anyone with any disability without those agencies feeling threatened.

Becoming an ADRC has helped to expand our availability to help those in our area. We are doing more outreach and more persons in need are aware of our existence.

Our need in the community is great and our resources are extremely limited.

The ADRC has and is playing a pivotal role in assisting our community. We are gradually raising awareness of our existence and developing community partners. We are now working directly with the hospitals and hope to have staff onsite.

Our agency has worked with the other ADRC in the state of Iowa and the State Unit on Aging in actively development of tools; policies and procedures- and trainings for the ADRC staff. Our agency partnered with local hospitals in an informal care transitions pilot program for 18 months with no funding for Options Counseling activities. Our informal care transitions pilot program is a social service based model with the Options Counselor meeting with the patients- co-learner and family members to identify needs and resources and to provide them information- assistance and referrals for services post discharge. Options Counselors provided person-directed interactive decision support in deliberating patient^{ETM}s preferences- strengths- and values for long term support and services- so they understood what assistance is available and what home and community based services would help the patient to successfully transition home from the hospital or from a skilled nursing facility.

The ADRC has been active with the development of State OC training protocols- development of State OC forms- tools and procedures. The functioning ADRC's in the State have an extensive level of cooperative spirit- partnership and investment in building the ADRC system.

We do not feel that there has been an increase or decrease in providers or quality of service.

ADRC has been the glue that has kept the overly aggressive Managed Care Medicaid program (KanCare) together. Medicaid case management has rapidly declined in quality. Many clients do not know who their case manager(s) are. Telephone systems are automated at each MCO and there is no ready access to a case manager. The ADRC is still the organization that has the reputation of the personal touch. While KDADS has begun to adjust the state MIS and a large amount of information can be put into the system reporting of statistics is marginal.

69 . Please add any additional thoughts about Local ADRC and either its operations and/or its results.

Question 15---data is entered into KAMIS and KDADS web applications and the local level ADRC is not able to pull data specific to requested information for this question.

If the state allowed us to be a fully functioning (including marketing- quality assurance) ADRC- we could address quality assurance issues- marketing--in general- a more robust service.

We do our best. The staffing includes programs not directly associated with the ADRC. Front line staff include OKEP staff- Housing Staff- Case Managers for SCA and OAA- Nutrition supervision staff.

question #85 - Unknown - to be determined

The Kansas Department on Aging and Disability Services has been very helpful in the implementation of the ADRC services in our area. Their staff are easily accessible and always willing to assist with ADRC concerns. Since 1997- the statewide AAA's coordinated the Frail Elderly waiver to a high level of quality service. We have been able to enrich the new waivers we serve (PD and TBI) under the ADRC- and this has resulted in an increased quality of service to this population. Our ADRC launched a bi-state Transitions in Care Program with the Kansas City Quality Improvement Consortium. We have been assigned 2 hospitals in our service area and are expecting referrals to start May 2013.

I have worked here in the Aging Program over 24 years. I feel that with the ADRC concept- staff are able to see a broader view of assisting people. ADRC staff are able to build the resource directory and be knowledgeable about the services. Also the ADRC staff are able to be utilized for marketing the program. ADRC staff are able to be a resource for case managers to go to without calling around to find resources in all the counties that we service. This funding allows for ADRC staff to spend their time assisting people with finding resources- counseling and follow up. ADRC staff provide more resources for those waiting on waiting list for services. The ADRC staff assist with a lot of the callers that just need assistance and may not need a direct services. This frees up the case managers time immensely so they can assist - assess and case manage more needy vulnerable clients that are in the home receiving in home services.

We have not realized a change in the LTSS providers- structure or availability of services and funding as a result of ADRC. The ADRC has had an impact on our outreach and availability of access for the community- but as had no impact on provider size- availability of services and funding.

ADRC has added to the quality improvement of access to long term care- however- as anecdotally reported by callers or recipients of long term care/waiver providers that are reimbursed by Medicaid quality of those services has declined in proportionately to the lowered reimbursement rate and reduction in hours provided to the client.

We are proud to be a part of the system.

Orleans ADRC has an Options Counselor who provides transition support/coordination for individuals moving out of Nursing Homes. This position is funded by a Money Follows the Person Supplement grant contract between us and office of Aging and Adult Services. Approximately- 90 have completed applications and 10 have transitioned to the community- over the past year.

Information regarding enrollment into LTSS and HCBS or employment of these providers in the state of Maine is not available at the local level.

Spectrum Generations is a leader in the current and future successes in the six counties of central Maine's citizens aging in place. We strive to develop both private and public resources- coupled with strong partnerships to meet the needs of the people who are aging- disabled or caregiving. Increased- dependable funding is critical to delivering services with continued service quality. Service demands are growing and will continue to grow since demographics show Maine is and will continue to be- one of the oldest states in the country. Maine is also a very rural and economically challenged state. These factors tend to limit services and opportunities for consumers- making the AAA/ADRC work even more important. Unfortunately- sequestration has resulted in significant cuts in services to consumers. Their impact includes staffing reductions which will result in: a€¢ An estimated 71 fewer caregivers receiving the support and counseling they need to keep their loved one at home- aging in place; a€¢ An estimated 2-200 fewer people will receive ADRC Counseling that would have provided them with information and referral

69 . Please add any additional thoughts about Local ADRC and either its operations and/or its results.

assistance with issues concerning health insurance counseling and prevention of Medicare and Medicaid fraud. An estimated 6 fewer Health and Wellness trainings will be held- eliminating this service for approximately 40 people. Meals on Wheels will only be delivered once per week (1 hot meal and 4 frozen meals) instead of the 2 deliveries per week that has included health and safety checks. 4-200 Meals on Wheels will be cut from shut-ins who rely on a daily meal to maintain health. A Meals on Wheels wait list will be implemented and number of meals capped. 17-800 community dining meals will no longer be available to seniors seeking a balanced meal and social contact; and a 5% reduction each in Legal Services for the Elderly contract and transportation funding. Three community centers hours were shorted to operate only 4 hours daily and one was reduced to three days per week. Community dining was eliminated at one site. We are very concerned with the lack of reauthorization of the OAA. Our AAA/ADRC resources- networks and trusted- quality community services can make significant positive impacts on the successful implementation of the ACA. Older and disabled adults and their caregivers depend on our AAA/ADRC services and options from Spectrum Generations- based on a foundation of core OAA support. In summary- our AAA/ADRC services are critical in central Maine. We are energized to seek new business opportunities in anticipation of a changing horizon- melding traditional social services with medical options. We need strong core funding to make this possible in this challenging environment. We also need doors opened on the state and national level that allow utilization of the wealth of resources and network strength that currently exists with the AAA/ADRC- allowing consumers' needs to be flexibly and efficiently met.

There has been no real change seen in the number of providers available or in their quality

The decrease is not actually quality- but quantity. The actual quality decrease comes from the plethora of residential staffing agencies working in the home and community based services. More often than not- their services are not up to standards. The Charles County Office on Aging is part of Charles County Government. We have always had a very comprehensive; A component. No matter what a person's job title is- all staff answer phones and address any issues that the caller has. Although we now have a toll free number for our ADRC- calls continue to come into our office on all lines. We have seen a growth in our aging population while at the same time experiencing a cut in funding for services. There is growth in resources for Medicaid eligible individuals through rebalancing initiatives- but for those individuals just above those limits we have little to offer except ;person-centered; counseling on how they might try and make their resources stretch or use informal supports to help them. We feel the most value in being an ADRC would be to have an intake database that can be shared by all partners. That way all in the information is readily available and everyone can see what referrals have been made- what actions were taken- what follow-up has been done- etc. We could also pull statistics for our reports from this database. All; A functions need to be brought under the ADRC and there needs to be one comprehensive means of collecting and reporting data. The Maryland Department on Aging has been very forward thinking in its approach to get on board with rebalancing initiatives- but is lacking in providing guidance and standards for the individual counties acting as ADRC's.

During the six month period (October 2012 -March 2013) Frederick County Department of Aging has served 3-409 unduplicated clients- providing 18-730 Units of Service. We have recently created a Client Satisfaction Survey and will begin implementation shortly.

The Harford County ADRC is facing the same challenge that all Maryland ADRC's are facing in terms of increased demand for services- growing mandates- shrinking budgets and insufficient supports for growing staffing to meet these needs. Full efficiency of the ADRC programs/initiatives cannot be realized without adequate staffing and the growth of local services and resources to meet specific consumer's needs.

MAC INC. serves a four-county population that is rural and economically disadvantaged. We are constantly looking for funding sources. The agency does a ;lot with a little. Quote;

Baltimore City MAP continues to create and expand partnerships- provide staff training and update the MAP website as part of the process in becoming a fully functioning ADRC. The lack of adequate staffing is a major concern and impacts expanded service delivery.

69 . Please add any additional thoughts about Local ADRC and either its operations and/or its results.

MAP Cecil County received a grant from the Maryland Department of Aging in July 2012. Since the inception of the grant- an Aging and Disability Resource Manager and Information Referral Specialist was hired- an MOU will be established with a Community Independent Living center (co-location at the new MAP Center)- a new technology room with over \$10-000.00 of assistive technology was finalized- and an Interagency Subcommittee was set up. Plans are being made for hearing screening- Medicare Open Enrollment- and event outreach throughout the County.

NOTE: Question 72 does not save the response. Response is Not Sure.

This is a hard survey for us to answer in Montgomery County. As described earlier- the county incorporated most core health- human and social services under one Department of Health and Human Services in 1996. That restructuring included the integration of senior and disability services into one agency. Thus- many of the goals of the national ADRC effort were fulfilled here many years ago. We do not claim to have achieved perfect integration of services. In fact- the department continues to devote major human and financial resources to further develop business processes and I.T. systems designed to support these goals. In a department with 1600 employees- a \$250 million operating budget- and ambitious integration goals of its own- the small ADRC grants from the State can have only a limited impact.

Queen Anne's County is not fully functioning as an ADRC (MAP). There is no standardized tracking system to collect data in place at this time. Information provided in this survey are estimates based on data that has been entered into the AIM system.

Our Agency utilizes the AIM (Aging Information Management) for our electronic resource database. We are not able to capture a great deal of information asked on these reports in specific categories. We are also very limited to having 3 ;A;/R staff who serve our three counties and we have a large volume of calls/contacts. Not all consumers have a detailed intakes completed on their behalf unless we see the need to follow up for Case Management. It also takes a great deal of time to enter the data that we do collect into the AIM system and have to manually hand count the information you are requesting.

Question 13: Due to geography and population there is a limited number of services available and for most services no choice. Private pay services do offer choice of nursing care and home services. Most public funded services only have one provider. Many services offered in the Eastern part of state are not here for example: Transitional housing- SCO's- Adult foster in subsidized housing- supportive housing.....Question 15: Our data base does not allow us to separate age and disability Question 39: We do no track the information requested. Question 80: Very small agency. Most staff are cross trained to multiple jobs from Peer Counseling- Advocacy to benefit counseling etc.

Question 84 and Question 85 - No change

Q. 6: Percentages were obtained from a report by Barnstable County and consists of data for Barnstable County only. It does not include Dukes County or Nantucket County that are also in our service area. These percentages are 2011 estimates. 10: Answer is based on report by Barnstable County with estimated data for 2011 and consists of data for Barnstable County only. It does not include Dukes County or Nantucket County that are also in our service area. Q. 14: Data does not include consumers who needed information referral services'. 15: Data do not include consumers who needed information and referral services. Data is listed as under age 60- but includes all ages including those over 60. Intellectual and developmental disabilities are included with cognitive. The rest of the fields are left blank because we do not collect this information. 21: We do not collect this data. 38: We do not collect this data. 39: This question will be answered by the state. 41 45: Our ADRC partner is answering these questions'. 52: Last contact varies upon the needs and goals of the consumer. 54: We do not have warm transfer capabilities'. 58 60: This question will be answered by our ADRC partner. 64: This question will be answered by our ADRC partner. 74. This question will be answered by our ADRC partner. 80: We have a small staff. All advocates perform the services. I was instructed to put 1 FTE in each category. 82 83: We are not paid on a fee-for-service or per-unit basis. Note: This is a frustrating report to complete because it doesn't fit our circumstances.

69 . Please add any additional thoughts about Local ADRC and either its operations and/or its results.

Section B questions 15- 19- 18 and 20 we are unable to answer. Central MA Agency on Aging does not collect information on a consumer's disability- age or income. The only direct service we provide is Information and Referral and the information collected is whatever the consumer would like to share with the call taker. Section C. Central MA Agency on Aging does not provide Care Transitions or Options Counseling. Also in question 38 consumers are referred to multiple private and public providers when they contact the agency. Section D Question 74: Central MA Agency on Aging is the Area Agency on Aging for Central Massachusetts. In this question we recorded all Title III funds that come into our office. Some of these funds are granted to our ADRC partners. Question 79 In MA there are no County Offices so for the portion of the survey to record partnerships we answered by using local state and federal sites instead of county offices. Health and Human Services is one agency in the state of MA. The Executive Office of Elder Affairs- the State Unit on Aging- is under HHS. For our partnerships we are more closely partnered with the Executive Office of Elder Affairs and that is who we hold a contract with.

Question 28- Includes Coleman numbers only not case management numbers Question 31- all participants have Medicare the program does not track whether or not consumer has another insurance Questions 32 and 33- Referrals are made but program does not track this information Questions 84 and 85- Berkshire County is geographically large which makes it very hard to service all areas. In Berkshire County there are a limited amount of providers willing to service all areas. There are also provider availability issues and staff turnover is high which results in a lack of care or inconsistent care for some consumers.

Comments: Section B- question 10-re:under insured only includes numbers for Barnstable County (does not include Dukes/Nantucket)Section B- question 15-did not have breakdown on data below 60- over 60- all data entered under over 60 category. 1733 calls total-78 on under 60Section C- question 46 track referrals made to; consumer type- should read for answer provided for Section D- question 74- reads AOA Title II grant funds- typo- should read Title III funds? Response is for Title III funds.

Question 38 - our referrals are categorized as the following: housing and housing/information - 27public benefits - 21long term planning - 28general information - 19discharge planning - 15services - 30Questions 39- 41-44 - EOEI will respond directly to ACL/Lewin

The ADRC has allowed us to empower consumers to a greater degree. The Independent Living philosophy- that consumers have the right to succeed or fail in the community- has informed our work in long term care facilities and the community. For any questions that refer to; county; level of government- we have used the city level. Massachusetts does not have a county-based system. For the budget- we have noted our portion of ADRC funding although we are not the direct grantee. For questions 14 and 15 our data are included with Boston Elder INFO/Boston Senior Home Care which serves as our Information and Referral department. Data for questions 39- 41- 42- 43- 64 will be provided by the State.

Please find further clarification/comments below on specific questions from FCHCC. Questions: 3. FCHCC identifies all of the; radio buttons; best describe the reason why FCHCC became a part of the Pioneer Valley ADRC. 6. Percentages are from American Community Services (ACS) 5 year estimate from 2007-11 for 60+ population. The numbers listed are only for Franklin County (26 towns) the additional 4 towns covered by FCHCC are in Worcester County. That percentage is 3.1%. 7. Percentages are from ACS 5 year estimate from 2007-11 for 60+ population. The numbers listed are only for Franklin County (26 towns) the additional 4 towns covered by FCHCC are in Worcester County. Those percentages are for Caucasian/White: 95%; Black or African American: 1.6%; American Indian or Alaska Native: .1%; Asian: 1.8%; and Nation Hawaiian or Other Pacific Islander: 0%. 14. This number is based on unduplicated consumers. 15. The numbers listed under the current consumer under 60 and over 60 are based on unduplicated consumers. Please note that a consumer could have more than one of the disabilities/impairments listed and those numbers cannot be identified. For the low income and limited English proficiency those numbers are not tracked specifically. 27. FCHCC provides Care Transitions (CT) to all those who live in the 30 towns FCHCC covers. Despite our efforts- FCHCC has not received any evidence-based CT intervention referrals. FCHCC continues to work with our local hospitals- physician groups- nursing facilities and visiting nurse associations regarding CT referrals. FCHCC has developed a universal referral form for formal referral sources ease. FCHCC will begin a pilot project in

69 . Please add any additional thoughts about Local ADRC and either its operations and/or its results.

the near future with one our nursing facilities. FCHCC receives many other requests from our local hospitals- physician groups- nursing facilities and visiting nurse associations.28-33. FCHCC has no data to report at this time.34. The marketing plan is general- agency not ADRC specific.38. FCHCC does not track the referrals made to outside agencies specific to those listed. 39. EOEa to provide answer.41-44. EOEa to provide answer.48. Basic demographics are accessible.49. It depends on the type of request made by the consumer. There may be times that there is follow-up required and other times there is not.50. Again how many times follow up is completed depends on the request made be the consumer. It could be multiple times or just once.51- 52. The timing of the first and last follow up again depends on the consumer's type of request. 53. This depends on if the consumers has given permission to share this information. 64. EOEa to provide answer.74. FCHCC checked off Administration of Aging Title II Grant. This was checked thinking it was meant to be TIII. If it is not TIII please disregard. In regards to the specific funding and total budget- the funds come to the State from the Federal government which is then distributed to the PVADRC (GSSS oversees the distribution of funds). GSSS then distributes the funding to the AAA's and ILC. 77. PVADRC consists of: 4 ASAP/AAA's and 1 ILC. Our meetings include the core group however- there many other interactions with other community service organizations e.g. VA- DDS- Alzheimer's Association- etc. depending on type of needs being identified. 80. FCHCC has staff trained in CT. 84. FCHCC reports no change.

Management at Greater Lynn Senior Services found the request for complete fiscal information burdensome and not helpful in determining if ADRCGNS- Inc. is serving all populations- all ages and all economic levels in a consumer directed approach. Some of the questions regarding Home Care Consumers were also irrelevant in evaluating the success of our ADRCGNS- Inc. and/or GLSS' role in the ADRCGNS- Inc. which is so much more than traditional home care programs.

Continued need for affordable housing options Need for additional waivers to assist with service options for discharges back to the community

Without the user of the products/services being the evaluator- chooser- engager- then there is no long term hope for change. We have seen that once the user- consumer- senior- person wants something and then chooses it- only then might it become a habit or recurring solution for a healthy life. The paradigm shifts going on within our ADRC over the past decade have further validated in our minds the above principle- and we are committed to making those changes within our organizations and our communities and our service provision- on a local level. If the consumer is not benefiting- then we do not want to do it€and to determine if the consumer is benefiting- as the IL world has taught us- nothing about me without me.

Question #14. Minuteman does not extract this data Question #31. Minuteman does not collect this data Question #32. Direct enrollment is not part of the Coleman model Question #33. Minuteman does not track this information Question #38. Minuteman does not track this information Question #46. Please note that we do not use a link- we access with a login

This survey was unreasonably difficult to complete and it was way too long. The parameters were unclear- the terminology unclear and inconsistent . Throughout the completion- we were instructed to include items that do not reflect how we do business. As an agency that has been providing services to elders for 39 years- the implication that the number of people we serve is the result of the ADRC is inaccurate. Repetition of information that is identical for all organizations in this state further wastes valuable staff time. In Massachusetts- Health Human Services is 1 Cabinet Agency- not 2. it would have been helpful if this 'survey' had provided definitions as they apply to this document process. LTSS- for instance- is not defined so we are not clear exactly what programs and functions were expected to be included. we did our best to answer questions that left a lot of room for interpretation.

Without the user of the products/services being the evaluator- chooser- engager- then there is no long term hope for change. We have seen that once the user- consumer- senior- person wants something and then chooses it- only then might it become a habit or recurring solution for a healthy life. The paradigm shifts going on within our ADRC over the past decade have further validated in our minds the above principle- and we are committed to making those changes within our organizations and our communities

69 . Please add any additional thoughts about Local ADRC and either its operations and/or its results.

and our service provision- on a local level. If the consumer is not benefitting- then we do not want to do it€|and to determine if the consumer is benefitting- as the IL world has taught us- nothing about me without me.

Without the user of the products/services being the evaluator- chooser- engager- then there is no long term hope for change. We have seen that once the user- consumer- senior- person wants something and then chooses it- only then might it become a habit or recurring solution for a healthy life. The paradigm shifts going on within our ADRC over the past decade have further validated in our minds the above principle- and we are committed to making those changes within our organizations and our communities and our service provision- on a local level. If the consumer is not benefitting- then we do not want to do it€|and to determine if the consumer is benefitting- as the IL world has taught us- nothing about me without me.

Somerville Cambridge Elder Services is a lead CBO for the Mystic Valley Basin Care Transitions Collaborative and due to the fee for service funding model through Medicare it is had to establish our revenues for that program accurately at this time- as our project launched December 2012 and billing has a lag-time.

This document and the information it gathers is not conducive to the Independent Living Centers. it measures many things that our date system does not.

I am including all my comments below about specific questions: .Question 10: We are in Massachusetts and have mandated health insurance- so only a very small percentage of the population is without health insurance. According to a report by the Blue Cross Massachusetts Foundation- only 3.9% of the Commonwealth's under-65 population was uninsured from 2008 to 2010. The towns with the highest uninsured are not located within Springwell's catchment area- so our uninsured population is under 2%.

.Question 12: I had a hard time showing where changes occurred as only offered 3 choices (no- limited-adequate). It would have been easier to answer these questions more specifically using a rating system (i.e.: from 1 to 5â€¦) With both Language Barriers and Cultural barriers- while they are sometimes barriers to LTSS- the situation has improved in the ability to overcome these issues and serve people of diverse language and cultural backgrounds (for example- prior to 2006- we had language skills in our direct case management staff of two languages (English and Russian). In 2013- we have direct case management staff language skills in 12 languages). While this doesn't meet the language needs of all the consumers in our area- it is an improvement and we actively recruit for additional languages to help reduce language barriers.

.Sexual Orientation barriers: the situation is improving with increased awareness and training- however this remains a barrier- especially with Nursing Home placements and with some vendor home health workers not being accepting of same sex couples or transgender individuals.

.Housing barriers: while this is ;sometimes a barrier; for both time periods- housing has gotten to be a tougher barrier to overcome during the recent period due to waiting lists and lack of affordable/accessible housing..

.Question 13: Again- I had a hard time showing where changes occurred as only offered 3 choices (no- limited- adequate). Would have been easier to answer using a rating system (i.e.: from 1 to 5â€¦) Also challenging to answer Available/ Avail but inadequate/not available for a broad question example Medicaid waivers in my area there is broad availability for Medicaid waivers for people over 60- however there are extremely limited/inadequate availability for Medicaid waivers for persons under 60 with disabilities. For Personal care services- there is availability- but not necessarily affordability- so often consumers cannot utilize as much personal care as they need as a LTSS..

.Question 15: our process does not track emergent/emergency cases separately- nor is low income coded for R calls or Options Counseling consumers. Springwell works with persons with limited English proficiency- however our computer system does not track this in the; R log.

.We also have data that we assisted an additional 24 consumers under 60 with disabilities to transition out of institutional facilities back to the community during the Oct 2012-Mar 2013 time period- but I did not

69 . Please add any additional thoughts about Local ADRC and either its operations and/or its results.

have type of disability available for this report..

.Question 32 and 33: As Springwell initially followed the Coleman model for CTI which precludes the CTI Coach from making direct referral to programs and encourages the participant to self-refer- this data has not been tracked. Springwell also has a more innovative transitions model- however I am not including that referral data in this report as it does not appear to match the parameters of these questions on care coordination..

.Question 38: Springwell practice is to provide referrals and resource lists to all Options Counseling consumers. Massachusetts has a wealth of state/federal-subsidized programs including volunteer and nutrition programs that do not require financial eligibility so these are shared with all OC consumers. The resources sheets also include private-pay agencies and organizations. .

.Question 39: Intentionally left blank as the Commonwealth of Massachusetts will be providing the data for this question for the Metro Boston ADRC..

.Question 41 through 44: Intentionally left blank as the Commonwealth of Massachusetts will be providing the data and responses for these questions for the Metro Boston ADRC..

.Question 46: the database does track some of the referrals made for consumers- but not all referrals. Our system does not link to Medicaid's database- however staff have access through a log-in/password to the Commonwealth's Medicaid database..

.Question 64: Intentionally left blank as the Commonwealth of Massachusetts will be providing the data for this question..

.Question 71: We were involved in the past were in Massachusetts- so we already have an active and working state exchange and have had mandated health care for many years. .

.Question 79: In MA- the Executive Office of Health and Human Services is the parent agency to sixteen agencies- including the Dept. of Elder Affairs- Massachusetts Rehabilitation Commission- MassHealth (Medicaid). Springwell has contracts with and receives funding these agencies. Area Agency on Aging Springwell IS the local AAA.Re: County agencies the Commonwealth does not organize most of these services on a County-basis- but on Town-basis- so I left these questions blank..

.Question 80: Benefits counseling- however Springwell uses ten trained volunteers- supervised by two full-time VISTA volunteer coordinators- to provide benefits counseling/assistance to consumers.

.Care Transition Services: Springwell has two staff persons (who are Options Counselors) trained to provide the Coleman Model of Care transitions. However- the amount of time dedicated to CTI does not rise to any significant portion of an FTE. If you were using the term care transition services in a broader sense (meaning social workers who work with persons in a SNF/rehab to help them re-enter the community) we have two FTEs doing this work.

.Crisis intervention services: Springwell also has the contract to provide Adult Protective Services for 17 towns. We have ten FTEs working in this program- however I am not sure if that is what you are asking about in this question.

Part B question 12 Access to Dr's office is shameful. Many still cannot give people who use wheelchairs thorough exams. Part B question 15. Not yet available on our new system Question 33 We do not get into hospitals. Folks usually discharged to NH before we know about them. Question 38 we do not yet capture this information. Housing is an ENORMOUS Problem. Accessible- affordable and available. This survey was confusing and entirely too long. Some information is approximate as putting the results of all the different reports is very difficult.

The information being asked for in this survey was not clear. Further- it was difficult to compile accurate data because some of it was not tracked by our organization. Care Transition numbers requested have been given by Elder Services of Worcester as they are the contract holder. Tri-Valley subcontracts with Worcester and its numbers are included in Worcester's. Section B. number 14- the number of older adults served. We are unclear as to how to answer the question because there would be a bit of duplication. We were not able to discern what was being requested.

Please note that responses for question numbers # 39- #41-#42-#43- and #44 will be provided by Executive Office of Elder Affairs.

69 . Please add any additional thoughts about Local ADRC and either its operations and/or its results.

ADRC of Southeast Michigan is not currently operational. We are currently in emerging status and anticipate beginning to provide ;A in Summer- 2013.

While all of the specific figures were unavailable for this particular survey- we can say with definite certainty that the quality of service has improved since the development of the ADRC of SWWC. Community organizations have come together as partners to share ideas and work together with the common goal of serving the individuals in our community in a more person centered way providing improved streamlined access to services. As an emerging ADRC- we are taking this time to develop policies and procedures that will work across the board for all partners within the ADRC of SWWC. We continually strive to meet the benchmarks that will lead us to our goal of a fully functional ADRC. Becoming an ADRC partner raises awareness about what organizations in our community can do to assist the individuals who contact us. Working together with those ADRC partners opens us a whole new realm of community resources- and in turn helps us to provide a better quality service overall.

We are an emerging ADRC Collaborative that is still in the formative process. Some of the ADRC Partner agencies provide ADRC Services such as Information and Assistance- Assessment and Options Counseling but we have no ADRC Funding and no joint data collection systems in place at this time. It was difficult to answer many of the report questions on behalf of the Collaborative but as we develop more tools such as software for data collection and sharing referrals we will have a system to record that is being served through the ADRC System.

Dear TAE Website- the ADRC of the Thumb is a loosely knit group of 59 providers across three very rural Michigan counties. LTSS service providers in these counties have longstanding and very well-developed existing relationships throughout the continuum of care for all people with emphasis on the older adults and people with disabilities in Huron- Sanilac and Tuscola counties. This ADRC HAS NOT EMERGED. Staff are being trained in Options Counseling and AIRS A certifications obtained. While all are in favor of Michigan's new web-based resource database www.michigan.gov/adrc and the toll-free phone number to access the same- it is an un-natural arrangement for a caller to access the Area Agency 60 miles from where they live and at the same time equally awkward for that caller to reach an AIRS trained professional at a satellite office of the Center for Independent Living. At the same time- as you might suspect in rural America resources are limited and operational funding has not appropriated. There are several competing efforts and programs that work alongside the ADRC initiatives making some question the necessity of the ADRC effort.

ADRC Capital Area is not up and running yet - we are in the emerging/planning phase

We are not a fully functioning ADRC. We receive no funding from any source for the ADRC. This is an unfunded state mandate.

This is hard to measure with the database. We do know there has been an increase in providers in the database as well and the data is continuously updated and enhanced.

We are always open to work with new partners. Always try to provide as many services as possible for our vulnerable elderly and/or disabled individuals.

This has been an interesting survey- considering we are self-funded as an ADRC. Three or Four years ago we had a one-year Benefits Checkup grant which gained us the designation ADRC. Since then no other funding has come to support an ADRC until this year. We have a One year Options Counseling Pilot Grant totaling \$11-000. We hope there will be some REAL ADRC funding coming in the future. Otherwise the next sequester cuts will definitely continue eliminating resources for our seniors and our ADRC designation is at risk.

Area VIII Agency on Aging is a Department of Cascade County Aging Services- and thus must also incorporate county policy along with the federal and state regulations for an ADRC. The ADRC fits in with Aging Services as we work to expand community knowledge of the vast support services available to our senior clientele and now the disabled clientele as well. often times these two categories are combined in one individual and it is of a great value to ensure the resources within the community are able to be broad-based and able to handle the varying needs of our community as a whole.

69 . Please add any additional thoughts about Local ADRC and either its operations and/or its results.

Area X Agency on Aging is a frontier single county agency with one Indian Reservation. We provide direct services and are the focal point for LTSS. We do informal care plans with other agencies to provide services for our elderly and disabled.

East Valley Family Services is a very cooperative ADRC site. We pride ourselves on nurturing current partnerships and consistently seeking new partnerships to better the agency and the services available to our clients. We offer a full scope of services- including assessment- resources and referrals to our clients. We also work very closely with the Family Resource Centers to provide streamlined access to services across the lifespan.

LCHS employs one full-time ADRC Specialist who provides ;R- Options Counseling- and Eligibility access. In comparison to some ADRC sites that are able to provide 40 hours per week of service at one site- LCHS provides services in four (4) different communities. Lyon County's unique geography requires the ADRC Specialist to spend at least 10% of her time per week traveling to each community- which is approximately 4 hours per week. The ADRC Specialist averages 5 on-site appointments per day and 1 home visit per week. Each appointment averages one (1) to two (2) hours. LCHS plays a critical role in a number of collaborative efforts and initiatives designed to increase the effectiveness of advocating for seniors and individuals with disabilities. These efforts streamline services- provide a one-stop shop- and help those planning for their future to maximize resources. LCHS Social and Senior Services Divisions will continue working together to provide a one-stop shop for all consumers seeking resources and services. LCHS will also continue to cultivate partnerships with agencies such as Lyon Sherriff's Office and Elder Protective Services who often refer at-risk individuals- knowing that staff is well-versed in understanding the level of service required for each individual. LCHS strives to ensure that individual's needs are sufficiently met- allowing them to continue living successfully and independently- and will continue to place all efforts towards helping and advocating for those in need.

The staffing numbers are a representation of staff paid for by Monadnock Service Link ADRC through our Service Link contract with NH BEAS- some small private donation assistance- private grant funding that supports the Service Link ADRC work (primarily NH Family Caregiver focus at this point). The FTE number includes co-location at the CMC/DHK but does not include NH state staff which is co-located at our office on day a week and paid for through separate NH DFA dollars. It also does not include GSIL FTEs who are co-located with our ADRC. There are two on-site employees. It also does not include administrative staff from the Monadnock Collaborative and Cheshire Medical Center that provides in-kind support to the ADRC or the hours of our interns and other regular volunteers and board members. I think the hybrid ADRC model for streamlining access to services and providing access to information is firmly established in our state. Regarding the questions about increased numbers since the ADRC grant- I wasn't sure which ADRC grant the question referred to. In general- numbers for Monadnock and Sullivan County Service Link ADRC have remained someone steady over the last three years with some increases and changes and in certain areas. Statewide there has been a significant focus on how calls and information is documented. My concern continues to be about getting data that means something relative to data gathered elsewhere rather than increased numbers while clearing showing the need for information and supported options. Part of our role is to support our partners in providing those options effectively and I'm not always sure we document that effectively.

Sullivan County Service Link has a very strong presence as the State Health insurance program and is starting to become a more rounded options counseling program. The addition of a focus on caregiver assessment and outreach and Veterans Directed Services is making a noticeable difference in this program. We are building a partnership with Valley Regional Hospital through family caregiver work that we hope to expand into a more formal approach to care transitions work in the next year.

Low Medicaid related reimbursement rates are adversely affecting the number of available providers. Managed Medicaid Long Term Care Services will further affect the quality of services in New Jersey.

For question 38- this ADRC is not specifically funded for Options Counseling as OCCO provides this service upon conducting the clinical assessment for GO- however- the a number provided consists of programs referred and funded through PEER- JACC- and other APC providers. A total of 6444 has been

69 . Please add any additional thoughts about Local ADRC and either its operations and/or its results.

tallied. Also- included is the number of referrals to OCCO for GO clinical assessments conducted by the ADRC. However- this ADRC does not administer Medicaid funded services such as GO- food stamps- TAN-F etc. As per the CWA- approximately 500 cases are carried by Medicaid caseworkers who incorporate these programs.

I believe that there are plenty of consumers that are in need of services- but there are barriers that we struggle with in Camden County with current staffing issues that result in wait times (i.e. to get a hold of intake workers at BOSS- to get an appt. for a home visit from Medicaid). As far as Case Management- there are staffing issues which makes us no longer able to accept new Global Options (non-AL) cases and keeping AL caseloads within a reasonable amount. Staffing issues also impacts on the length of our JACC waiting- which is currently about 1 year long.*** This report was completed to the best of our ability as some of the data we are unable/do not currently collect. Some of the numbers may not be completely accurate- but were best estimations. Anything that was left blank was because of it being not applicable or unknown.

The Cumberland County ADRC did not receive any direct grant funds for the implementation of the ADRC; therefore- some questions were left blank as they did not apply to this site.

Additional Funds are needed to support current staff and as service need increases additional staff will be required.

ADRC Grant money is needed in order to support and expand the purpose and function of the ADRC.

First- the Monmouth County ADRC RECEIVES NO ADRC GRANT FUNDING!!! My comments about this survey: The survey is poorly written. Many of the questions are ambiguous- e.g. what does;significant; mean? Question #7: Latino/Hispanic origin: __Yes %- __No %. What does that mean? Others are slanted for a specific all or nothing response- i.e. significantly increased- significantly decreased- stayed the same. For many questions- the answer was; Somewhat Increased/Decreased;; I did not respond to these questions. On the questions dealing with the approximate timing of the first and last follow-up with consumers after initial contact- all the responses were definitive. There should have been an ;Other; answer where we could explain that contacts depend on the case; you were looking for a one answer fits all. There are other comments my staff and I had and if anyone reads this far- please call me at 732-431-7450 and we will provide them to you.

ADRC grants have not been available during the restructuring of the Passaic County AAA while transitioning to the ADRC process. Future FFP funding will provide the local AAA the resources necessary to effectively and efficiently provide comprehensive service deliveries to the vulnerable populations specifically needing LTSS.

Union County has not received any funding to support ADRC staff / activities. However- the application process for Medicaid Waiver Programs has been greatly improved in regard to processing time.

The NY Connects Long Term Care Office continues to work cooperatively and collaboratively with other local agencies- county and state agencies to improve the long term care services system in Cayuga County. The NY Connects office is a single point of entry that provides the community with information about availability and access to long term care services and support. We offer Cayuga County residents assistance with planning for and obtaining cost-effective and appropriate long term care services for themselves- or someone they know or are caring for- regardless of age or income. We provide a free in-home assessment to assist in developing a care plan based on the client's needs and services available- make referrals to appropriate agencies- pre-screen for Medicaid eligibility and complete PRI screenings for long term placement in a facility in the event the client can no longer safely stay at home.

Please note that this survey was completed to the best of our ability at this time with resources available.

Need for IR/IA is great. Larger need for funding to support the staff to perform these functions. Every year we are asked to collect more and more data even though our funding continues to decline and the ability to fill vacancies or create positions to fill the need continue to decline. While we have tons of data collected- we are unable to pull the data in the requested fashion as the software was developed far before this report was requested and we have not collected all of the requested information since the infancy of

69 . Please add any additional thoughts about Local ADRC and either its operations and/or its results.

the program. Requirements have changed throughout (i.e. LEP).

We do not have access to much of the information requested

We are limited in the services we provide based on decreased funding- increased need- and limited staffing.

The ADRC money has allowed us to work effectively together with our DSS and OFD offices. We hold joint meetings and trainings- consult each other on subject matter that is particular to our offices and share clients in order to get the best services for those clients. It has also supported our continued efforts to provide Enhanced Options Counseling and Options counseling to seniors- and their formal and informal caregivers.

Thank you for the opportunity to provide a narrative. Since the creation of Centralina CRC Connector we have been able to expand CRC efforts in Region F. Cabarrus and Mecklenburg CRC's have been operating under the no-wrong door model for years and we were able to take the best practices and lessons learned and expand the CRC philosophy and practices to other counties in our region. The CRC offers a change in the way we as service providers do business. This is a purposeful initiative to better serve older adults and expand and improve services for people with disabilities. We have learned that for years' service providers who worked with older adults operated soloed from service providers who work with people with disabilities. This was a great disadvantage for the consumer. We now know that there is a great benefit in partnering to better work together to serve the community. The CRC offers meaningful working partnerships- training and best practices in customer service and person-centered thinking to improve customer service and ease of access to resources for the consumer. We still have a long way to go with formalizing reporting and data sharing. However- the CRC has made great strides in community partnership and service provision for older adults and people with disabilities. We are developing systems of data collection- but it will take time. Especially with limited resources. Now days with budgets being restricted- it is more important than ever to continue this community effort that has and will continue to expand services and improve the quality of services for older adults and people with disabilities in our community. Since 2004 the CRC has been able to create a more coordinated system of information- assistance and access for older adults and people with disabilities. Efforts have been made to pave the way for enhanced individual consumer choice. Locally- we have made specific strides in the area of hospital collaboration and partnerships. Communication is more open and referrals are being shared more seamlessly within the CRC. Including the NC Options Counseling Certification Process and curriculum with CRC efforts has made a positive impact on agency buy-in as well as providing a more educated and credentialed network of staff for consumers to encounter through their CRC access among agencies. Agencies work well in the local CRC collaborative and we continue to come together for a common purpose- to provide a quality service and access for consumers.

As stated previously it has been difficult to provide an accurate picture of the services that we provide in terms of numbers served etc. The information that was provided was not provided by each of the major agencies who participate- rather it was info that was provided by a few. Many of the questions were designed for ADRC states rather than our current structure and were very difficult to answer. It is our hope that we will be able to provide a better picture in the future- should funding sources become available to assist us in this area.

The challenging economic environment and the lack of funding has made it difficult to hold together partnerships between the core operating partners. The lack of funding has also made it difficult to encourage agencies in the various counties to expand CRC activity and invest the significant human resources required to make the CRC a reality in their respective communities. Significant strides were made in Rockingham County to address hospital re-admissions and demonstrate the really positive impact partnerships with home and community based organizations and the supports they provide can have on reducing hospital re-admissions. This work has temporarily ended due to a lack of funding to underwrite the salary of the staff person who was dedicated to this effort. The establishment of the Area Agency on Aging's as Local Connectors in North Carolina has created greater accountability and a unified system for

69 . Please add any additional thoughts about Local ADRC and either its operations and/or its results.

conducting the work of the CRC across the region and hopefully the state. The AAA provided free of charge access to a web-based Client Referral/Tracking Tool. This is possibly the single most significant occurrence this reporting period due to the increased capacity to realize the vision of providing a streamlined- no-wrong door approach to information and assistance. The disparity and differences between the aging and disability networks have been difficult to overcome. Without the commitment of the aging network to the CRC concept- it is unlikely that the CRC could exist.

I am using this space to explain responses/lack of responses to specific questions. Section B.15. The number of individuals under 60 with multiple disabilities includes 13-541 people with disabilities served by Adult Economic Services at Wake County Human Services. They do not track according to type of disability. Section B.16.-21. Although our numbers over time indicate increases in the number of people we are serving- we do not know whether we are seeing significant increases or different/more complete ways of tracking. The answers to these questions would vary according to the specific operating organization. Section C.25.-26. Many of our operating organizations work to help seniors and adults with disabilities remain in their own homes for as long as is safely possible. These organizations track their outcomes in different ways. Section C.27.-31. CATCH- the formal care transitions program- launched at the end of January 2013 and gradually was being rolled out to include all the hospitals during this reporting period. Section C.32. This information was not tracked. Section C.35.-36. The Wake CRC developed a standard screening /referral tool to be used before the planned implementation of NCcareLINK- a statewide database and screening/tracking/referral tool. When state budget cuts eliminated funding for the initiative- operating organizations returned to using their own tools. Section C.39. The Wake CRC was one of two sites in NC selected as a pilot site for the development of Options Counseling Standards and Training. The numbers reported include the number of individuals (23) provided Options Counseling by our certified Options Counselors. The numbers also include numbers from one of our operating organizations. Hospice of Wake County and Horizons Palliative Care provided Options Counseling to 2199 individuals they served as part of their LTSS case management. Their Options Counselors are almost all social workers- but they are not certified as Options Counselors. Satisfaction surveys were given to 11 of the 23 individuals provided Options Counseling by our certified counselors. The surveys were returned directly to UNC CARES- evaluator for the OC pilot- and we have not seen results. Section C.55. Each operating organization collects its own performance data. The data is collected for the CRC network twice each year for the SART. Options Counseling data for the CRC has been tracked on an ongoing basis. Section C.66.-70. Comprehensive assessment of eligibility for LTSS can differ according to population group. Section D.79. The partners reported do not include our core operating organizations or their various components. For example- our core operating organization Wake County Human Services includes public health- housing and homeless services- veterans' services- Medicaid services- Senior and Adult Community services- Adult Guardianship- and Adult Protective Services- among others. Section D. 80. The FTE numbers for Options Counseling include numbers for our certified Options Counselors and one of our operating organizations (Hospice of Wake County and Horizons Palliative Care) which provides this service only to the individuals they serve through their LTSS case management services.

The data provided here does not fully capture the work done by the AAA/ADRN. Items left blank may be unanswered due to lack of data. Because of funder demands- we use several different IT systems- not all of which are owned by us- to capture information and not all the information that you've asked about is readily available. Tracking data would be somewhat easier if we knew ahead of time what kind of data you are interested in. It's difficult to piece together 6 months' worth of activity and the questions seem to vary from one reporting period to the next. Thank you.

We have been able to form core partnerships with other funding organizations and have developed a single-point of entry for consumers utilizing 211 and ADRC for all 4 counties in service area. We have shared resources- funding and training opportunities and now have 24/7 crisis intervention available.

The Front Door will play an increasingly vital role- yet the funding has been cut by % in the past 2 years.

69 . Please add any additional thoughts about Local ADRC and either its operations and/or its results.

Re: #84 There has been neither an increase or decrease in the number of LTSS providers.

The answer for questions 84 85 is the same- no change.

For question 39- NWSDS does not keep formal track of where consumers receive Options Counseling. In addition- since no surveying was done during the six month period- NWSDS is unable to indicate consumer satisfaction. For question 43- NWSDS records the total newly enrolled (not broken down). For October 1- 2012 to March 31- 2013- the total was 192. For questions 84 and 85- NWSDS answer is no change. There was neither an increase or decrease. For the six month reporting period- the ADRC reporting system was not used for one month. For this reason- some of the data is under reported. This is because the other system does not have the same reporting capabilities.

The 211 system is being developed in the Region- and this has a very large impact on the development of the LINK.

Although ADRC has been operating for a bit now- I believe that we still need to know long-range-medium-range and short-range plans for the ADRC. I think this would help all counties to better understand their role- the purpose and focus. I also believe this will help with the Core Partners.

I am new to this position and over time more facts will be learned and better statistics can be obtained. The base of Core Partners appear to be excellent and the collaborative partners seem to want to be involved in the Link.

The Cambria County Link program is beginning to make its presence known in the community.

Many of these questions were hard to answer- as we have been up and going for six months. I feel good that we have been developing many relationships between both County Agencies and Providers. Most of these questions were not ones that I would feel comfortable answering at this point.

Our ADRC is a network of core/collaborative partners and we have seen a wonderful support for the program by providers and agencies. This has led to really good information sharing about services and programs among the members. The result of this is better quality referrals to services and expedient service provision for consumers and their families.

Overall- Col-Mont Link has offered consumers who were unaware of these services info assistance to access these services through partner agencies. The goal is to continue to educate empower these consumers through encouraging better communication between agencies through cross-trainings.

We are very proud of the response the Crawford County Link has received from so many organizations- agencies and businesses that serve the populations we are trying to reach. For a small- rural county- we have had great success in recruiting so many Collaborative Partners to our Crawford County Link. One challenge faced by all of our partnering agencies- is time. Our partnering agencies have been very supportive in attending quarterly Cross-Trainings that we have been holding for three ADRC/Link sites in our area. Our partners do express lack of time to regularly attend every other month Collaborative Partner meetings in this county. Core Partners have also expressed time restraints for having their staff become certified AIRS specialists. Many of our Core and Collaborative Partners belong to more than one Link in Pennsylvania and must often choose attending one Link's meetings over the other due to proximity. Our group has been steadily working to become a fully functional ADRC site with assistance from our state and regional program offices. We have also appreciated the good ideas that have been provided by the ADRC-TAE staff via their website.

Through the Delaware County LINK we have sponsored very effective training events for staff and participants. We have held events to enhance outreach and bring resources and assistance to people who may not have otherwise had access to the help. We have also been able to market these programs. We have enhanced awareness of the Delaware County LINK and the partner agencies.

The Erie County Link- along with its Core Partners and Collaborative Partners is designed to assist consumers with services to retain independence-make connections with organizations that provide needed services and assist consumers with applications to determine funding eligibility. The Erie County Link practices the ;No Wrong Door Policy;. The Core and Collaborative Partners meet monthly and the meetings are well attended.

69 . Please add any additional thoughts about Local ADRC and either its operations and/or its results.

Franklin County LINK has brought together LTSS providers across our county- has developed a relationship with other community agencies- and provided a forum for resource sharing.

Indiana County Link has been growing over the past few years. We are serving more consumers in both over 60 and under populations and education in the community for elderly and those 18 and over with a disability has been significant. No person 18 and over with a disability or those 60 and over should be without proper services to maintain them with the great influence ADRC has had in the county. Access to services is easily obtained in the county.

As a Pilot program for Options Counseling- the Lackawanna County LINK to Aging and Disability Resources has had some strong successes and some frustrating impediments over the last six months (10/1/2012-3/31/2013). The LINK program itself had to be repositioned to several Agencies/Organizations at higher levels in order to be accepted/adapted as a e; Partner; in the Human Services arena in Lackawanna County. The key areas of Hospitals- Housing- and Transportation had no penetration at all- and had to be addressed on an ASAP basis prior to implementing a formal Outreach/Marketing Plan. The concept of Options Counseling has been extremely well received- but it is just beginning to be embraced and utilized by Collaborative Partners. They are now recognizing the value/benefit of the Option Counselor in the e; No Wrong Door; philosophy- and this will continue to be critical to the success of the program. As far as impediments are concerned- SAMS I R was supposed to be operative by the end of January- 2013- and is still not available as a measurement tool. This has necessitated the utilization of paper tracking vs. electronic monitoring- and this is obviously labor-intensive and not very effective/productive relative to the information needs of a newly implemented program. My final comments center on Outreach. Marketing Plans can include several vehicles- e.g.- Direct Mail- Television Advertising- Interactive (Internet)- but in most cases they will only produce a ;spike; in new callers over a limited period of time. I believe that over time- Collaborative Agencies/Organizations will grasp the value and utility of Options Counseling relative to our target population of the underserved and uninformed- and they will actively refer potential consumers who are in need of LTSS to an Options Counseling site (this is happening with a few progressive organizations). In the meantime- I believe that we can become more proactive toward reaching these individuals in need through a e; Retail; approach- i.e. contacting other entities that have a strong and current knowledge of individuals/families who are distressed and in need of Long Term Services and Supports. One example of such a ;Retail; entity would be faith based providers- who have an intimate knowledge of the families that they are serving- and who are anxious to assist their constituencies in any way that they candid would also like to express my appreciation to the LINK Program Management team- and David Drexner in particular. As a pilot program here in Lackawanna County- and accountable for the introduction of Options Counseling to the LINK equation- we received excellent direction and support in navigating some uncharted waters.

We have answered the questions on this report as accurately as we can give the time and information we have.

I have filled the evaluation to the best of my knowledge. The ADRC program has only been in existence in Lawrence County for two years. There has been significant growth on people receiving services. I am not hundred percent sure though it is due to the fact ADRC is doing its best to educate the public on what is out there or because Lawrence County is a very high rate of elderly population. Either way the numbers are growing and we are doing our best to let the people know what is available to them. It is definitely a struggle because the program is so new and not exactly sure what is expected of us. It would be great if Pennsylvania could come up with a better plan on how they want things done. Having the virtual approach and every county doing things differently it is definitely a struggle.

The past six months have been a difficult time for the Lycoming-Clinton LINK. State Medicaid changes have resulted in limited face to face collaboration and interaction between both Core Partners and Collaborative Partners. Still- our primary goal remains the same. We want to maintain the 'no wrong door' approach to Information and Referral. We have- in concert with other local LINKS- participated in radio advertising and television advertising - to raise awareness of the LINK. We have billboards throughout our two county area advertising the Core Partners. We maintain a strong newspaper campaign

69 . Please add any additional thoughts about Local ADRC and either its operations and/or its results.

- once again advertising the Core partners. We have an active 2-1-1 program. We maintain active participation in multiple community organizations (United Way Task Force- Lycoming County Housing Coalition- Lycoming County Governor's Committee on Employment of People with Disabilities- Community Elder Providers meetings) as a way to provide information and education to agencies in the community. We continue to get the word out - explaining what the LINK is- what the LINK does- and how the LINK can help.

While we all share the database- I am given no other significant information from any of the core partners.

We think this has the potential to strengthen partnerships- interagency cooperation- no-wrong door service- greater quality cross-systems training. AIRS certification and Options Counseling training would be excellent additions to enabling the ADRC to increase quality of service to every caller/visitor.

The Pike County LINK to Aging Disability Resource LINK Coordinator is hearing good feedback from the people in the community while participating in Marketing Outreach Events. Aging Adults People with Disabilities- Consumers of Services- Caregiver's- Families- Advocates Human Resource Agencies all agree Pike County LINK to Aging Disability Resources is a much needed service for Families in the Community. To be LINKED to Long-Term Support Services so families can plan for the future Independence.

The Schuylkill Link just started 10/11 and is still not set up yet to serve consumers- but have been making referrals when needed. We are working on a strong collaborative base and getting prepared for options counseling.

The Allegheny Link has been successful in becoming the ;go-to; agency for difficult issues. We have been extremely effective in building collaboration and partnerships across the community. We also value our independent status that allows us to act without regard to loyalty issues. If an agency is performing poorly or if consumers are citing issues with specific programs- we are able to react. We continue to work to strengthen our partnerships and form new ones when strategically appropriate. We work very well with our local SHIP and are planning large community education events around the Health Insurance Marketplace and Medicaid Expansion. Within the past 12 months- our program was evaluated by an internal office. The high-level outcomes are below:- 96% of individuals responding to the Consumer Satisfaction Survey were happy with their overall experience with the Allegheny Link.- 94% of individuals responding to the Consumer Satisfaction Survey were satisfied with the Allegheny Link's ability to help them locate services they needed.- 88% of individuals responding to follow up calls report that they are receiving or in the process of receiving services to fill the need they reported when initially contacting the Allegheny Link as a direct result of Allegheny Link involvement.

Has been a very positive experience and we look forward to further collaboration and cross trainings.

Public awareness is needed to educate the public on where and how they can locate services. The LINK is a vital part of the process. This program has fostered relationships built on the common good for the community. It has allowed services to grow and access much needed advertising to reach consumers they may not have had the chance to do. It promotes the option of community care services for consumers who may be placed in a long term placement. In doing so saving valuable funds. Although long term facilities are on the board- they have educated themselves on how many programs work and thus improving their discharging abilities to the community. Plans are in the process to further reach the public on a monthly basis and more cross training opportunities. The Link provides the following functions:1.) monthly face to face meetings with core and collaborative boards.2.) special outreach projects conducted twice a year providing speakers- info- and vendor contact.3.) marketing- radio announcements (70-000 listeners- onsite radio events twice yearly) - ads newspaper readership- about 20-000 and local ads reaching 5-000-pharmacy ads 3000) materials to promote the LINK and collaborative- distributes by collaborative and core partners.4.) Healthfairs- 2-3 a year reach 1000 plus attendees 5.) Cross trainings- held 3-4 times a year- collaborative partners are invited along with appropriate staff. Programs covered are on pertinent topics such as Estate recovery- Assistive technology- health and wellbeing. All topics were well received and attendees came away with important information to share with their clientele.

69 . Please add any additional thoughts about Local ADRC and either its operations and/or its results.

Number 84 - left blank - one Core partner answered that there has been an increase of LTSS providers- another answered it remains the same- and another answered there has been decrease. Number 85 - left blank because there has been little or no change in the quality of LTSS in Warren/Forest Counties. Warren/Forest Counties have a high level of cooperation among area services.

THE POINT experienced changes in staffing during this time period due to a reduction in funding. Staff levels went from 5.3 to 4.3. However- THE POINT enhanced their already strong relationship with: the Rhode Island Division of Elderly Affairs by working closely with the project manager to implement changes to day-to-day activities of POINT services and handling each and every caller- walk-in and outreach client with a triage form- addressing their needs according to protocol; Rhode Island Department of Human Services by learning further about LTSS services and placement clients into the appropriate facilities; Rhode Island Department of Health by receiving funding to finance chronic disease self-management classes for seniors- adults with disabilities- and caregivers. During this period- THE POINT rebuilt relationships with agencies in the community- re-trained its staff and enhanced the ;no wrong door; approach to services. This approach is defined within the POINT manual; the philosophy of working together- innovative thinking and new ways of sharing information to achieve the best possible client outcomes. The vision for a No Wrong Door€_ is to be client-centered- accessible and possess coordinated services. a No Wrong Door€_ is about being helpful from a whole-of-client need perspective- considering all the services a client may require. By adopting a holistic- client-centered focus- staff will be able to identify clients with complex or multiple needs and focus their intensive efforts on responding to those needs. This will ensure that those clients are linked to the right range of services and receive an appropriate response. Clients will not have to negotiate access to multiple departmental service areas on their own. The a No Wrong Door€_ approach to work is a key vehicle to embed a philosophy and planned approach to client-centered service delivery across THE POINT. This approach will undoubtedly deliver better outcomes for clients. With this innovative training and a No Wrong Door€_ approach- THE POINT is able to provide a higher quality of options counseling- better customer service- and a higher level of service overall to its clients. THE POINT program coordinator is planning to attend the Alliance of information Referral Systems conference- with a track on aging- to be held in Portland- Oregon. As an outcome from the conference- we are hoping that she will learn from other ADRCs across the country how they provide essential services- options counseling- short term-case management and ultimately the a No Wrong Door€_ approach. This is an exciting time for our POINT office- as we look forward to the Health Exchange in Rhode Island- where more than 40-000 Rhode Islanders below the poverty level (138%) will qualify for enrollment into a Medicaid plan. Rhode Islanders without health insurance will be able to shop through the Exchange for their best health care options.

The impact of LTSS or Home and Community Based Services have seen a drastic increase. Many clients are applying for these services to help with their daily lives. Many clients prefer to stay in a home setting as long as they can. The LTSS program helps clients with their goals. The increase in applications has dramatically increased within the last several years.

All referrals are listed in SC Access case notes. They do not seem to be reflected as the report indicates that 1862 of the 2183 clients served in past six months have not been referred. This is not accurate.

The Department of Social Services is comprised of various Divisions including the Division of Adult Services and Aging (State Unit on Aging) which administers the ADRC and the Options Counseling Grant. The Division of Adult Services and Aging employs sixty-five ASA Specialists located in twenty-four local state offices. The ASA Specialists perform various duties including intake and referral- intake and assistance- options counseling- assessment- care planning- and follow-up (case management). Five of the local offices are designated as an ADRC Call Center with designated county coverage areas. A 1-800 toll free telephone number is assigned to each call center. The 1-800 numbers are marketed to the general public- however- all of the local offices perform intake and also function as a single point of entry. The Division of Adult Services and Aging is utilizing existing FTE positions and local rural state office infrastructure- programs- and funding to incorporate the ADRC functions into the current system. This has been accomplished by reviewing- evaluating- and reworking processes- tools- policies- and

69 . Please add any additional thoughts about Local ADRC and either its operations and/or its results.

procedures. The goal remains to integrate the criteria of a fully functional ADRC into the state system and not overlay it as an additional program or service. Due to the above information the Local and State Reports contain duplicative information because we only report from a State Level.

Additional funding for LTSS services has improved the agency's ability to serve consumers. There are still lengthy waiting lists for home-delivered meals and other in-home services for consumers not eligible for the CHOICES- Medicaid waiver program.

When GNRC received the ADRC grant in 10/05- the number of days from initial contact by a consumer to the 1st day of in-home services averaged 203 days. As a result of ADRC streamlining efforts- the average number of days is down to 60-90 days. GNRC has not received additional ADRC funds since the initial award. GNRC secured an Option D Care Transition grant from AOA in 2010 and has utilized a no cost extension to develop relationships with other hospitals in our geographic area. GNRC was instrumental in implementing Tennessee's Med Waiver program and in developing the provider network that was taken over by the Choices Network in 2010. Due to budget cuts at the state and federal levels- GNRC has not been able to connect consumers to services since November- 2012. Currently the Choices program is the only LTSS program with no waiting list. The wait lists for other services have grown to be 2-3 years long. This is before the impact of Sequestration cuts.

- The ASC in partnership with the Bexar AAA has established a Memorandum of Understanding with the Retired Senior Volunteer Program (RSVP) in San Antonio. This partnership just went into effect but should increase the ability of the ASC program to diversify

N/A

Please request a link from Patricia Bordie at DADS regarding the Central Texas ADRC video that was developed by DADS Media Division. This video was developed to assist in helping other areas of the state establish ADRCs

Since the inception of the ADRC there has been an increase in the awareness of LTSS and/or Home and Community Based system in our community. One of our partner agencies the Coastal Bend Center for Independent Living has been very involved in this arena.

The Concho Valley ADRC has expanded its service area and increased services to all ages- disabilities and ethnicity. The State balancing incentive program has impacted the Center a great deal. We are now the local contact agency providing options counseling for non-Medicaid relocation from nursing facilities in two regions- covering 31 counties. We have increased our service numbers and increased the overall service access in our area- through our partnering agencies. We have relocated our office in a larger facility and our currently working on contracts with our key partnering agencies to provide ADRC services. We will soon be installing computer systems at various public locations through the rural service areas to better assist those facing barriers in connecting with the Center. In the coming months- we will be offering a region wide cross training workshop for all partners and service agencies in our region. Our challenges have been in developing a brand or identity that our community and partners can identify with and understand. We hope to continue to grow and develop our partnerships and provide services that best meet the needs of our Consumers.

For questions 84 and 85: there has not been an impact on LTSS or HCBS in the community.

Having definitive questions for the SART at the beginning of the six months could result in more accurate reporting. This six months East Texas ADRC transitioned in the responsible person who was reporting the SART data. In the completion of this SART period some opportunities for data collection were noted.

This report is very challenging as every 6 months we modify our intake process based on the data requested on the previous SART reports. The data requested appears to be fluid and we are not provided a template that would allow us to gather the appropriate information. We have submitted this report as accurate as possible based on the information we collect. We will modify our intake process to ensure we are better prepared for our next report.

Since Lower Rio Grande Aging and Disability Resource Center started serving consumers- the STAR-PLUS managed care program was initiated in our serving area which initially created some gaps in

69 . Please add any additional thoughts about Local ADRC and either its operations and/or its results.

service but overtime- the quality of LTSS services seems to have improved slightly.

Lubbock County ADRC has been very strong in establishing community partner relationships. We have assisted many consumers in addressing their unmet needs by linking- and referring them to available supports/services through community agencies. We have been very creative many times in getting several agencies involved concurrently to meet unmet needs of our consumers. Many of the local agencies staff contact Option Navigator when they need assistance with very challenging cases that cannot be met through community agencies. Option Navigator has also been very successful in getting vested partners to address unmet consumer needs that local community agencies are not able to meet. Our strength is in having knowledge of what each agency offers- agency requirements- and the documentation needed at point of scheduled appointments. We have a long ways to go- but these are the areas of strength that we are very good at and proud of.

We have greatly benefitted from participation in the ADRC. Our AAA staff have become much more knowledgeable of programs serving younger consumers and much more tightly networked with the agencies that provide direct services to younger persons.

More resources and funding is necessary to address the growing need of the populations that we serve.

We continue to build on the work of previous years to establish a strong network of programs and services aligned to serve older adults- people with disabilities and their family caregivers.

BIAVT has no means to track the LTSS providers' numbers or quality of service in the state. BIAVT has offered a multitude of trainings on the topic of brain injury and how to best work with brain injury survivors. In the long run- increased awareness should increase the quality of care but it is difficult to measure. The ;A part of BIAVT provides resources and may increase the chance of the providers of those services maintaining a level of customers to enable them to continue to offer those services. Since we serve all ages- we work with educational institutions as well. One goal is to help students receive the services they need during their healing process so they do not need to be part of the mental health or correctional systems at a later date. We also are working with the Correctional System in VT- educating the staff on how to help those who have been identified as having a brain injury and also to increase awareness of the individuals with unidentified brain injuries. The LTSS options for those who do not receive the services in a way that will enable them to succeed- is repeated incarceration. As you can see- LTSS has many meanings for our population. Long-term is also a very subjective term for our population. The ADRC is an important organization and it is very beneficial for BIAVT to be part of it.

The main service we provide is peer support and peer education done by volunteers.

This agency is continually looking for ways of sustainability. This is a great program.

SVCOA continues to be a positive force in making our region a better place to live and grow old- which is accomplished with our ongoing relationships with community partners and the development of relationships with new community partners as we expand our ;A department to ensure consumers have appropriate information and referral at any point of entry. Please note that our point person for completing this report is out unexpectedly on medical leave and thus staff who are not familiar with this report worked to compile the above information. Please let us know if any questions arise. Thanks.

We are finally moving ahead as an ADRC adding services- and attracting new clients but it has been a slow process.

This is the first SART report for Loudoun County AAA. We are in the beginning stages of discussions with possible partnering organizations. We began PeerPlace approximately 6+ months ago. This is the first SART report for Loudoun County AAA. We are in the beginning stages of discussions with possible partnering organizations. Loudoun County AAA has some unique challenges because we are a division under the county's Department of Parks- Recreation and Community Services. We will continue to seek opportunities for partnerships and formal agreements with local health and human service providers by using the vision for No Wrong Door and the fully-functional definition of ADRC to guide the discussion in this endeavor. We will also be discussing with the VA state unit on aging how we might work to revise the current Loudoun AAA organizational infrastructure to become more aligned with a

69 . Please add any additional thoughts about Local ADRC and either its operations and/or its results.

county government human services department in order to increase synergy for the NDW vision.

PAA has enjoyed a solid working relationship in various forms with public and private providers of LTSS since 1974. PAA has a solid reputation among citizens- local governments- local state government agencies- businesses and non-profit organizations. Our effort in becoming an ADRC per state guidance has been severely hampered by the client data software created by the SUA for use by public and private providers of LTSS. Some questions in this survey- 15 and 39 for example- request client data that is not available in the reporting tools created for our state contracted software. That is unfortunate and it would clearly be helpful to have such reporting tools. We do not have the staff time to review each client file to extract the data requested and to meet the deadline for this survey. For questions 39 and 40 on Options Counseling, staff have been trained on the state standards for Options Counseling- but counseling conducted since that time followed the procedures in place before the training. Presently- most staff have not been thoroughly trained and comfortable with updates to the state's software that capture Options Counseling data and procedures according to the new standards. So- although we indicate standards are in place- behavior modifications in fully adopting the standards and related reporting- have yet to be fully implemented. At such time that the state develops a comprehensive- user-friendly and intuitive client data/data sharing tool- PAA another Area Agencies on Aging will be in a position to attract additional Authorized Users/Partners and develop a true No Wrong Door program at the local level. In the meantime- the AAAs will use their software in relative isolation. New technology should not create a new silo which is what has happened in Virginia. In addition- we have seen that occur- unfortunately- over the last 4 years with our local health systems. As noted in response to Question 78- PAA has developed the beginnings of an ADRC program- representing public and private providers of LTSS and consumers that was launched by local private funding. This occurred when the state software did not attract local users and our private funder expected and deserved a return on their investment. Components of our local efforts in becoming a fully functional ADRC or Network have been endorsed by two former Virginia Secretaries of Health and Human Resources. We have local success that can be replicated in other communities among a wide range of LTSS providers. We know a one-stop can be created but it must be done right and for the right reason - that being consumer satisfaction in receiving streamlined information and access to community LTSS. This was an excellent survey and underscores the depth to which we should collect- and be able to report on- data from our software to gauge our progress and impact on advancing our ADRC operation. If this survey is to be conducted again- please allow for at least 60 days advance notice with the questions available at initial announcement.

AAA/Aging and Transportation Services are managed as a division of RRCS; administrative functions are combined with the community services board under one board of directors.

We are continually looking to grow and improve our ADRC services and operations- while attempting to maintain quality of service and outcomes. Maintenance of ongoing partnerships while building new partnerships and relationships is a constant challenge. As we bring more partners onto the No Wrong Door tools- we should begin to see operational efficiencies build exponentially- as the tools are improved and adapted to meet our changing realities. Efforts to co-locate some core services should improve communications and collaborative opportunities in addition to technological advances.

Due to unforeseen circumstances the SAAA was still able to provide services to our seniors in the Northern Shenandoah Valley.

VPAS enjoys being a leader in the ADRC movement and has worked collaboratively with other providers to create ADRC communities within our planning district. VPAS has worked diligently with our partner Center for Independent Living- VAIL- to enhance services to individuals with disabilities. We have conducted joint staff trainings- and created MOAs to better serve individuals and to reach a greater population. We have found the partnership to be beneficial to both entities and to the individuals we serve. We continue to seek out ways to enhance our service delivery together.

I don't have comments about ALTCEW. I do want to comment on this survey. I have left many parts of it blank either because we don't collect that particular data element or we don't collect it in the manner you asked for it. There was no way to convey that explanation to you in the survey or to tell you what we do

69 . Please add any additional thoughts about Local ADRC and either its operations and/or its results.

collect. You used different age categories than we normally use (65 instead of 60+). You also asked for age by subcategories and we don't collect the data that way. Some of the questions for which you wanted answers are not within our span of control. It is very difficult to answer ;all or none; questions when in fact we have ;some; of the information. In some questions the choices appeared as if you are steering us to a certain answer. I am concerned about what you might do with the results of this survey given it is poorly designed. You don't get the data you want because we had no warning of what to collect. We don't have the opportunity to describe what we do because there is no place to enter the information.

The Pierce County ADRC has been instrumental in pulling together the many disparate LTSS providers in the county - becoming a vehicle for dialogue and collaboration. We produce a monthly ADRC E-newsletter distributed to providers in the county. We also host a monthly networking meeting for all LTSS providers. The ADRC holds a bi-monthly Community Forum for all our ADRC partner organizations.

Our agency continues to provide detailed service to our consumers. However- we have lost funding for the SHIP program and therefore we had to lose on site staff. Our remaining ADRC counselors are trained to handle these issues but now will have to add this to their duties. Whereas before we had staff paid to handle those services specifically. We need to find more ways to get our name and services out there to the public. But with limited funding we are not able to. People are always thankful to find an agency to takes a genuine interest in their need and one that follows up to see they get what they need. Or sometimes just to listen and show compassion.

Some of the information that was collected through this evaluation survey was not tracked- therefore may not have been answered in the appropriate sections. Question # 74. Please refer to the Petersburg local office evaluation survey to see the amount of funding allocated.

Some of the information that was collected through this evaluation survey was not tracked- therefore may not have been answered in the appropriate sections.

Our agency continues to provide a valuable and detailed service to our consumers. However- we have lost funding as of 4-1-13 to have a dedicated SHIP counselor. Our ADRC counselors are all cross trained and can provide this service as needed. But this stretches our counselors' time that they would have used to spend on helping clients with long term care services. The issues many times are connected-but we feel that especially at Medicare open enrollment that this may become a difficult issue. Our consumers often express that they are just happy that someone takes the time to listen to their problem and try to find a solution versus just being given a number or sent on to the next place. It is important to have enough staff and it is also important for us to get our services well known to the public. Our particular site has increased its walk in numbers greatly since moving to our current location. These numbers are higher than our main office in this region. But due to loss of funding it is anticipated that we will have to close this site soon.

Some of the information that was collected through this evaluation survey was not tracked- therefore may not have been answered in the appropriate sections. Question # 74. Please refer to the Petersburg local office evaluation survey to see the amount of funding allocated.

Some of the information that was collected through this evaluation survey was not tracked- therefore may not have been answered in the appropriate sections. Question # 74. Please refer to the Fairmont and/or Petersburg local office evaluation survey to see the amount of funding allocated.

Some of the information that was collected through this evaluation survey was not tracked- therefore may not have been answered in the appropriate sections.

This State ADRC Center has only been operational since February- 2013. We are contracted through the AAA and are located at the State Unit on Aging but hope to be funded at the end of the contract through the State funding for the ADRC's. We serve the entire State not limited counties by area. The projection is that there will be increased contacts at this location because of its location within the State Unit on Aging.

All the I A staffed are trained to do the options counseling- enrollment counseling- functional screens- MA applications- so FTE will be the same in each box as an ;A staff does all functions.

69 . Please add any additional thoughts about Local ADRC and either its operations and/or its results.

I don't feel the numbers given to answer your specific questions- adequately illustrates the amount of people impacted by our agency.

The ADRC of the Northwoods opened Spring of 2012 and slowly rolled out office openings and staff hire. Future surveys will allow for more detailed information regarding the impact of our services on the customers and geographic areas we serve. We serve 4 counties. A long term care skilled provider closed but we had a high quality assisted living open in another county.

The ADRC of WW has made an impact on 1000's of people trying to navigate the long term care system. Many people did not know that there is support and help to remain in their own home. Physicians need to be educated to have their patients call the ADRC instead of recommending assisted living. Too often people think that because their physician has recommended an out of home placement that is the only option. The medical community is coming around slowly but all individuals should be screened at time of entry to a long term residential placement to see if there is any other option that is appropriate to meet their needs. Rehab should of course be excluded.

Clarification on a couple questions:33. Jefferson County does not have a formal Care Transition program but we work closing with the area hospitals and nursing homes to relocate consumers into long term care programs- or to discuss options for going home private pay. One area hospital is providing a Health Transition Program- and believes that it has been quite successful.39. We send out satisfaction surveys- but as they are mostly anonymous for return- we have not been tracking date wise. Our ADRC has been trained (in October of 2012) and has showed an improvement thus far in 2013 in the area of Options Counseling. A suggestion if this evaluation is to be done again- is to prep the ADRC's on what information you are requesting as we can then track the information. For example- we do not track location of Options Counseling- there is not an area in our present database to set that up- at least not on the local level- that information is in the notes- so it is still obtaining if requested- it is quite burdensome to gather that information from our current system- that if known- we would have tracked in an excel spreadsheet. Just an FYI.

The Milwaukee County Aging Resource Center is the largest of the ADRCs in Wisconsin. Due to our high volume of consumers we operate differently than others around the State. Our model is designed to absorb high call volume and distribute the follow-up efficiently to general access or emergency services (Elder Abuse and Adult Protective services). We answer 2000 calls per month. Approximately 500 of these calls are assigned for follow-up. We accept 100 applications per month for Home Delivered Meals on behalf of our AAA. We assist in processing up to 100 applications for County Transportation. All our Call Center operators are required to obtain AIRS certification (8 staff). Our Options Counseling do not typically obtain the certification.

Hours available to clients and funding has decreased due to State budget cuts(via the two State programs; SWFCA and IRIS).

APPENDIX H. PROCESS EVALUATION STATE ADRC SURVEY RESPONSE TABLES

Section A. Baseline Characteristics

1. Click [here](#) to review federal funding received by your state since [ENTER YEAR OF RECEIPT OF ADRC GRANT]* for the development of ADRCs. On a scale of 1 to 5, how would you rate your state's progress since [YEAR] in improving access to the following services, with 1 being "Poor" and 5 being "Excellent" ?

	1 (Poor)		2		3		4		5 (Excellent)		No Response	
	Freq.	%	Freq.	%	Freq.	%	Freq.	%	Freq.	%	Freq.	%
Information, referral, awareness of LTSS options	0	0.00	1	2.08	9	18.75	18	37.50	19	39.58	1	2.08
Options counseling and assistance	2	4.17	5	10.42	16	33.33	12	25.00	12	25.00	1	2.08
Streamlined eligibility determination for public programs	2	4.17	12	25.00	22	45.83	7	14.58	4	8.33	1	2.08
Person-centered transition support	3	6.25	7	14.58	11	22.92	19	39.58	7	14.58	1	2.08

*In each online survey, "YEAR" was modified based on when the site received its first ADRC grant. This applies to all instances in which "YEAR" is included in the question.

2. States used federal grant funding in a variety of ways to develop their aging and disability networks. On a scale of 1 to 5, indicate the importance of each of the following in improving access to LTSS in your state since YEAR, with 1 being "not important at all" and 5 being "very important".

	1 (Not important)		2		3		4		5 (Very important)		No Response	
	Freq.	%	Freq.	%	Freq.	%	Freq.	%	Freq.	%	Freq.	%
Development of new partnerships	0	0.00	0	0.00	1	2.08	8	16.67	37	77.08	2	4.17
Staffing	1	2.08	1	2.08	6	12.50	18	37.50	20	41.67	2	4.17
Advisory council	0	0.00	3	6.25	13	27.08	20	41.67	10	20.83	2	4.17
Development of shared data systems	1	2.08	6	12.50	8	16.67	14	29.17	17	35.42	2	4.17
Web based information and referral	1	2.08	1	2.08	9	18.75	11	22.92	24	50.00	2	4.17
Other, please specify*	0	0.00	0	0.00	4	8.33	5	10.42	7	14.58	32	66.67

*Free text responses accompanying this question are available in the appendix with supplemental questions.

3. When your State applied for its first ADRC grant in YEAR, what were your goals for the project? Check all that apply.

	Frequency	Percentage*
To better integrate the delivery of LTSS for the aging and disability populations	44	91.67
To develop or strengthen agency/organizational partnerships	45	93.75
To improve data or IT infrastructure	34	70.83
To improve marketing or awareness efforts related to Long Term Care Services and Supports (LTSS)	36	75.00
To expand services to additional populations	30	62.50
To expand services to additional geographic locations	18	37.50
Other, please specify**	9	18.75

*Percentages do not add up to 100% as ADRCs could choose multiple options.

**Free text responses accompanying this question are available in the appendix with supplemental questions.

4. Please indicate how your State initially selected local sites to receive ADRC funds. Select all that apply.

	Frequency	Percentage*
Selected sites that were already integrated to help them maintain or expand their efforts	10	20.83
Selected sites that were partially integrated to support further integration	12	25.00
Selected AAA's already in operation	33	68.75
Selected organizations that were currently serving the aging community (e.g., senior centers)	17	35.42
Selected sites that were currently serving the disability community (e.g., CILS)	17	35.42
Selected county offices because existing infrastructure was available	3	6.25
Other, please specify**	14	29.17

* Percentages do not add up to 100% as respondents could select more than one option.

**Free text responses accompanying this question are available in the appendix with supplemental questions.

4a. Indicate the extent to which the grants your state received for ADRC development contributed to the following:

	Very much		Somewhat		Very little		No response	
	Freq.	%	Freq.	%	Freq.	%	Freq.	%
Increase the skills of existing staff	38	79.17	9	18.75	1	2.08	0	0.00
Recruit or attract more experienced staff	9	18.75	26	54.17	12	25.00	1	2.08
increased /expand populations served	26	54.17	18	37.50	4	8.33	0	0.00
Increase the number of consumers served	24	50.00	21	43.75	2	4.17	1	2.08
Increase the number of partnerships	39	81.25	9	18.75	0	0.00	0	0.00
Increase range of services offered	24	50.00	17	35.42	7	14.58	0	0.00
Make other changes (please specify)*	13	27.08	5	10.42	1	2.08	29	60.42

*Free text responses accompanying this question are available in the appendix with supplemental questions.

5. How has the ADRC grant(s) affected the resources or resource allocation at your organization/network or within your state? If there is more than one ADRC in your state, select the box if the item is true for at least one ADRC. (Select all that apply).

	At the Site or Local level		At the State Level	
	Frequency	Percentage*	Frequency	Percentage
Helped us leverage other funds (including reimbursement for specific functions)	29	60.42	32	66.67
Improved staff training opportunities	38	79.17	33	68.75
Increased service efficiency	36	75.00	20	41.67
Contributed to the development of a statewide database of Long Term Supports and Service and/or consumers	26	54.17	34	70.83
Promoted the development of standard operating procedures	33	68.75	39	81.25
Increased the level of coordination between organizations serving older individuals and individuals with disabilities	41	85.42	44	91.67
Improved awareness/marketing campaigns/activities	36	75.00	33	68.75

*Percentages do not add up to 100% as respondents could select more than one option.

6. Within the last 12 months, has the State conducted a community long term service and support needs assessment?

	Frequency	Percentage
Yes, we assessed the needs in all ADRC communities in our State	12	25.00
Yes, we assessed the needs in some of the ADRC communities in our State	3	6.25
No, but we did complete a community needs assessment, for at least some of the ADRC or communities in our State within the past three years	10	20.83
No, a community needs assessment was not completed within the past three years	21	43.75
No Response	2	4.17
Total	48	100

7. What barriers do individuals in your state encounter in accessing LTSS? For each barrier listed below, indicate the extent to which this was a barrier in YEAR when the state first began developing its ADRC network and the extent to which it is currently a barrier.

	YEAR								2012							
	Not a barrier		Sometimes a barrier		Often a barrier		No response		Not a barrier		Sometimes a barrier		Often a barrier		No response	
	#	%	#	%	#	%	#	%	#	%	#	%	#	%	#	%
Non-availability of needed services and supports	1	2.08	24	50.00	22	45.83	1	2.08	2	4.17	35	72.92	10	20.83	1	2.08
Limits on Medicaid HCSBS waiver enrollment	16	33.33	13	27.08	17	35.42	2	4.17	14	29.17	25	52.08	7	14.58	2	4.17
Limits on enrollment in state-only funded LTSS	7	14.58	23	47.92	16	33.33	2	4.17	8	16.67	28	58.33	10	20.83	2	4.17
Quality of available LTSS	9	18.75	33	68.75	3	6.25	3	6.25	16	33.33	28	58.33	1	2.08	3	6.25
Lack of health Insurance	2	4.17	27	56.25	16	33.33	3	6.25	3	6.25	31	64.58	11	22.92	3	6.25
Providers not accepting consumers with Medicaid	6	12.50	32	66.67	7	14.58	3	6.25	7	14.58	30	62.50	8	16.67	3	6.25
Lack of accommodations for consumers with disabilities	6	12.50	24	50.00	15	31.25	3	6.25	9	18.75	30	62.30	6	12.50	3	6.25
Language barriers	9	18.75	31	64.58	6	12.50	2	4.17	15	31.25	30	62.50	1	2.08	2	4.17
Cultural barriers	9	18.75	33	68.75	4	8.33	2	4.17	11	22.92	35	72.92	0	0	2	4.17
Religious barriers	26	54.17	19	39.58	0	0	3	6.25	26	54.17	18	37.50	1	2.08	3	6.25
Sexual orientation barriers	17	35.42	26	54.17	2	4.17	3	6.25	23	47.92	21	43.75	1	2.08	3	6.25
People needing services do not have a permanent address	8	16.67	29	60.42	8	16.67	3	6.25	8	16.67	31	64.58	6	12.50	3	6.25
Consumers lack transportation	0	0	14	29.17	32	66.67	2	4.17	0	0	20	41.67	26	54.17	2	4.17
Stigma, discrimination and prejudice against older adults	22	45.83	21	43.75	2	4.17	3	6.25	24	50.00	20	41.67	1	2.08	3	6.25
Stigma, discrimination and prejudice against persons with disabilities	12	25.00	23	47.92	10	20.83	3	6.25	13	27.08	27	56.25	5	10.42	3	6.25
Providers have high staff	3	6.25	27	56.25	15	31.25	3	6.25	3	6.25	30	62.50	12	25.00	3	6.25

7. What barriers do individuals in your state encounter in accessing LTSS? For each barrier listed below, indicate the extent to which this was a barrier in YEAR when the state first began developing its ADRC network and the extent to which it is currently a barrier.

	YEAR								2012							
	Not a barrier		Sometimes a barrier		Often a barrier		No response		Not a barrier		Sometimes a barrier		Often a barrier		No response	
	#	%	#	%	#	%	#	%	#	%	#	%	#	%	#	%
turnover																
Providers lack appropriate trained staff	3	6.25	31	64.58	11	22.92	3	6.25	10	20.83	30	62.50	5	10.42	3	6.25
Service provider hours/locations are hard to access	7	14.58	31	64.58	7	14.58	3	6.25	10	20.83	30	62.50	5	10.42	3	6.25
Other, specify*	0	0	2	4.17	2	4.17	44	91.67	0	0	1	2.08	3	6.25	44	91.67
Other, specify*	0	0	1	2.08	4	8.33	43	89.58	0	0	2	4.17	3	6.25	43	89.58

*Free text responses accompanying this question are available in the appendix with supplemental questions.

8a. Indicate the current availability of the following services within your service area.

	Adequate availability		Available but inadequate to meet the need		Not available		No response	
	Frequency	Percentage	Frequency	Percentage	Frequency	Percentage	Frequency	Percentage
Safe and affordable housing options	1	2.08	44	91.67	1	2.08	2	4.17
Peer support services/groups	22	45.83	23	47.92	0	0.00	3	6.25
HCBS Medicaid Waiver Programs	14	29.17	30	62.50	0	0.00	4	8.33
Caregiver Support (i.e. respite program, support groups, or counseling)	15	31.25	31	64.58	0	0.00	2	4.17
Nutrition Programs	16	33.33	29	60.42	0	0.00	3	6.25
Employment Services	11	22.92	33	68.75	0	0.00	4	8.33
Education services	21	43.75	21	43.75	0	0.00	6	12.50
Legal Services	15	31.25	30	62.50	0	0.00	3	6.25
Transportation Services	3	6.25	43	89.58	0	0.00	2	4.17
Socialization/recreation programs	23	47.92	22	45.83	0	0.00	3	6.25

8a. Indicate the current availability of the following services within your service area.

	Adequate availability		Available but inadequate to meet the need		Not available		No response	
	Frequency	Percentage	Frequency	Percentage	Frequency	Percentage	Frequency	Percentage
Mental/behavioral health services	3	6.25	40	83.33	1	2.08	4	8.33
Ombudsman services	26	54.17	20	41.67	0	0.00	2	4.17
Health Prevention and screening services	12	25.00	32	66.67	0	0.00	4	8.33
Emergency services/crisis intervention	13	27.08	30	62.50	0	0.00	5	10.42
Nursing home transition	17	35.42	27	56.25	2	4.17	2	4.17
Hospital transition programs	4	8.33	35	72.92	6	12.50	3	6.25
Nursing home (institutional) diversion programs	8	16.67	30	62.50	6	12.50	4	8.33
Nursing home services	37	77.08	7	14.58	0	0.00	4	8.33
Assisted living services	28	58.33	15	31.25	0	0.00	5	10.42
Shared living programs	6	12.50	22	45.83	15	31.25	5	10.42
Adult day care	12	25.00	33	68.75	0	0.00	3	6.25
Consumer-directed LTSS	11	22.92	30	62.50	4	8.33	3	6.25
Income assistance	6	12.50	36	75.00	1	2.08	5	10.42
Energy assistance	10	20.83	35	72.92	0	0.00	3	6.25
Personal care/attendant services	16	33.33	29	60.42	0	0.00	3	6.25
Medicaid HCBS waiver programs	14	29.17	29	60.42	1	2.08	4	8.33
Independent Living supports (e.g., skills training, vocational programs, peer support)	11	22.92	32	66.67	1	2.08	4	8.33
Other, specify*	0	0.00	3	6.25	1	2.08	44	91.67

*Free text responses accompanying this question are available in the appendix with supplemental questions.

8b. For the following services, to what extent is there provider choice?

	Prior to First Grant								Currently							
	No		Limited		Adequate		No response		No		Limited		Adequate		No response	
	#	%	#	%	#	%	#	%	#	%	#	%	#	%	#	%
Safe and affordable housing options	5	10.42	36	75.00	4	8.33	3	6.25	2	4.17	36	75.00	7	14.58	3	6.25

8b. For the following services, to what extent is there provider choice?

	Prior to First Grant								Currently							
	No		Limited		Adequate		No response		No		Limited		Adequate		No response	
	#	%	#	%	#	%	#	%	#	%	#	%	#	%	#	%
Peer support services/groups	1	2.08	33	68.75	10	20.83	4	8.33	0	0.00	28	58.33	16	33.33	4	8.33
HCBS Medicaid Waiver Programs	2	4.17	27	56.25	15	31.25	4	8.33	0	0.00	25	52.08	19	39.58	4	8.33
Caregiver Support (i.e. respite program, support groups, or counseling)	5	10.42	31	64.58	10	20.83	2	4.17	1	2.08	26	54.17	19	39.58	2	4.17
Nutrition Programs	4	8.33	26	54.17	15	31.25	3	6.25	1	2.08	26	54.17	18	37.50	3	6.25
Employment Services	2	4.17	31	64.58	10	20.83	5	10.42	1	2.08	31	64.58	11	22.92	5	10.42
Education services	1	2.08	26	54.17	15	31.25	6	12.50	1	2.08	21	43.75	20	41.67	6	12.50
Legal Services	4	8.33	33	68.75	8	16.67	3	6.25	2	4.17	31	64.58	12	25.00	3	6.25
Transportation Services	3	6.25	40	83.33	3	6.25	2	4.17	1	2.08	41	85.42	4	8.33	2	4.17
Socialization/recreation programs	1	2.08	23	47.92	20	41.67	4	8.33	0	0.00	25	52.08	19	39.58	4	8.33
Mental/behavioral health services	5	10.42	33	68.75	5	10.42	5	10.42	2	4.17	37	77.08	4	8.33	5	10.42
Ombudsman services	5	10.42	19	39.58	22	45.83	2	4.17	5	10.42	20	41.67	20	41.67	3	6.25
Health Prevention and screening services	5	10.42	30	62.50	7	14.58	6	12.50	0	0.00	29	60.42	13	27.08	6	12.50
Emergency services/crisis intervention	5	10.42	30	62.50	8	16.67	5	10.42	3	6.25	27	56.25	13	27.08	5	10.42
Nursing home transition	15	31.25	25	52.08	6	12.50	2	4.17	2	4.17	30	62.50	14	29.17	2	4.17
Hospital transition programs	21	43.75	21	43.75	2	4.17	4	8.33	1	2.08	37	77.08	6	12.50	4	8.33
Nursing home (institutional) diversion programs	15	31.25	24	50.00	4	8.33	5	10.42	5	10.42	29	60.42	9	18.75	5	10.42
Nursing home services	1	2.08	13	27.08	30	62.50	4	8.33	1	2.08	12	25.00	31	64.58	4	8.33
Assisted living services	3	6.25	15	31.25	24	50.00	6	12.50	0	0.00	14	29.17	28	58.33	6	12.50
Shared living programs	19	39.58	18	37.50	4	8.33	7	14.58	11	22.92	26	54.17	4	8.33	7	14.58
Adult day care	4	8.33	32	66.67	9	18.75	3	6.25	1	2.08	32	66.67	12	25.00	3	6.25
Consumer-directed LTSS	12	25.00	27	56.25	5	10.42	4	8.33	0	0.00	35	72.92	9	18.75	4	8.33

8b. For the following services, to what extent is there provider choice?

	Prior to First Grant								Currently							
	No		Limited		Adequate		No response		No		Limited		Adequate		No response	
	#	%	#	%	#	%	#	%	#	%	#	%	#	%	#	%
Income assistance	8	16.67	27	56.25	6	12.50	7	14.58	5	10.42	29	60.42	7	14.58	7	14.58
Energy assistance	4	8.33	30	62.50	10	20.83	4	8.33	3	6.25	30	62.50	11	22.92	4	8.33
Personal care/attendant services	2	4.17	31	64.58	12	25.00	3	6.25	0	0.00	29	60.42	16	33.33	3	6.25
Medicaid HCBS waiver programs	2	4.17	32	66.67	10	20.83	4	8.33	0	0.00	27	56.25	17	35.42	4	8.33
Independent Living supports (e.g., skills training, vocational programs, peer support)	4	8.33	36	75.00	4	8.33	4	8.33	3	6.25	34	70.83	7	14.58	4	8.33
Other, specify*	1	2.08	2	4.17	0	0.00	45	93.75	0	0.00	3	6.25	0	0.00	45	93.75

*Free text responses accompanying this question are available in the appendix with supplemental questions.

Section B. Organizational Characteristics

9a. For the current Fiscal Year (2013), what is the approximate amount of funding from each of the following sources?		
	Received Funding in Prior Fiscal Years	
	Frequency	Percentage*
Administration on Aging Title IV ADRC Grant	37	77.08
Administration of Aging Title II Grant	6	12.50
CMS Real Choice Systems Change Grants	14	29.17
CMS Person-Centered Hospital Discharge Planning Grant	7	14.58
Patient protection and Affordable Care Act Grant	7	14.58
Veteran's Administration	10	20.83
Money Follows the Person Demonstration	24	50.00
State Transformation Grant	5	10.42
Alzheimer's Disease Demonstration Grant	21	43.75
Evidence-Based Disease Prevention Grant	14	29.17
Program of All-Inclusive Care for the Elderly (PACE)	7	14.58
Medicare Improvements for Patients and Providers Act (MIPPA)	26	54.17
Respite Care Act funds	11	22.92
Rehabilitation Services Administration (RSA)	2	4.17
Substance Abuse and Mental Health Services Administration (SAMHSA) – Mental Health Transformation Grant	0	0.00
Agency for Health Care Research and Policy – Chronic Disease Self- Management Grant	4	8.33
Administration for Children and Families, Office of Community Services – Low Income Home Energy Assistance Program (LIHEAP)	7	14.58
Health Resources and Services Administration on HIV/AIDS Bureau – Ryan White Fund	2	4.17
State Unit on Aging	22	45.83
State General Revenue	31	64.58
County of Local Government	3	6.25
Private entities/grants – Hospitals or other businesses	1	2.08
Medicaid for Direct Services (State and Federal)	12	25.00
Medicaid for Federal Financial Participation	11	22.92
Care Transitions Income	3	6.25
Consumer Fees or Cost Sharing	4	8.33
Charitable Donations	3	6.25
Other, please specify**	15	31.25

*Percentages do not add up to 100% as respondents could select more than one option.

**Free text responses accompanying this question are available in the appendix with supplemental questions.

9b. For the current Fiscal Year (2013), what is the approximate amount of funding from each of the following sources? (In \$ amounts)

	Amount of Funding during the Current Fiscal Year																
	\$0		\$>0-200,000		\$200,001-500,000		\$500,001-1,000,000		>\$1,000,000		No Response/ Not Applicable		Range		Mean	Median	Mode
	#	%	#	%	#	%	#	%	#	%	#	%	Min	Max			
AoA Title IV ADRC Grant	0	0.00	15	31.25	9	18.75	6	12.50	1	2.08	17	35.42	\$173,419	\$1,219,535	\$3777,774	\$202,000	\$700,000
AoA Title II Grant	0	0.00	0	0.00	5	10.42	0	0.00	2	4.17	41	85.42	\$215,214	\$25,977,966	\$4,113,775	\$341,225	No mode
CMS Real Choice Systems Change Grants	1	2.08	0	0.00	2	4.17	0	0.00	0	0.00	45	93.75	\$0	\$423,434	\$372,472	\$372,472	No mode
CMS Person-Centered Hospital Discharge Planning Grant	0	0.00	2	4.17	0	0.00	0	0.00	0	0.00	46	95.83	\$55,191	\$109,167	\$82,179	\$82,179	No mode
Patient protection and Affordable Care Act Grant	1	2.08	0	0.00	2	4.17	0	0.00	2	4.17	43	89.58	\$0	\$2,536,660	\$1,538,064	\$1,520,299	No mode
Veteran's Administration	0	0.00	2	4.17	1	2.08	0	0.00	1	2.08	44	91.67	\$10,800	\$1,007,148	\$376,683	\$244,392	No mode
Money Follows the Person Demonstration	0	0.00	5	10.42	3	6.25	1	2.08	9	18.75	30	62.50	\$16,639	\$10,724,985	\$2,552,968	\$986,917	No mode
State Transformation Grant	0	0.00	0	0.00	0	0.00	0	0.00	1	2.08	47	97.92	N/A	N/A	N/A	N/A	N/A
Alzheimer's Disease Demonstration Grant	0	2.08	3	6.25	5	10.42	2	4.17	1	2.08	36	75.00	\$1	\$1,444,818	\$419,300	\$234,267	No mode
Evidence-Based Disease Prevention Grant	0	0.00	0	0.00	6	12.50	1	2.08	0	0.00	41	85.42	\$257,206	\$1,000,000	\$464,759	\$400,000	\$400,000
Program of All-Inclusive Care for the Elderly (PACE)	0	0.00	0	0.00	0	0.00	0	0.00	4	8.33	44	91.67	\$1,536,550	\$34,000,000	\$13,161,091	\$8,553,907	No mode
Medicare Improvements for Patients and Providers Act (MIPPA)	2	4.17	2	4.17	2	4.17	0	0.00	0	0.00	42	87.50	\$0	\$307,645	\$189,042	\$208,516	No mode
Respite Care Act Funds	0	0.00	7	14.58	4	8.33	0	0.00	0	0.00	37	77.08	\$1,400	\$329,500	\$134,099	\$78,000	No mode
Rehabilitation Services Administration (RSA)	0	0.00	0	0.00	0	0.00	0	0.00	1	2.08	47	97.92	N/A	N/A	N/A	N/A	N/A
SAMHSA – Mental Health Transformation Grant	0	0.00	0	0.00	0	0.00	0	0.00	0	0.00	48	100	N/A	N/A	N/A	N/A	N/A
Chronic Disease Self-Management Grant	0	0.00	3	6.25	1	2.08	0	0.00	0	0.00	44	91.67	\$23,230	\$399,933	\$128,673	\$45,765	No mode
Low Income Home Energy Assistance Program (LIHEAP)	0	0.00	0	0.00	2	4.17	0	0.00	3	6.25	43	89.58	\$375,000	\$24,669,815	\$10,054,010	\$4,727,416	No mode
Ryan White Fund	0	0.00	0	0.00	0	0.00	0	0.00	1	2.08	47	97.92	N/A	N/A	N/A	N/A	N/A

9b. For the current Fiscal Year (2013), what is the approximate amount of funding from each of the following sources? (In \$ amounts)

	Amount of Funding during the Current Fiscal Year																
	\$0		\$>0-200,000		\$200,001-500,000		\$500,001-1,000,000		>\$1,000,000		No Response/ Not Applicable		Range		Mean	Median	Mode
	#	%	#	%	#	%	#	%	#	%	#	%	Min	Max			
County of local Government	0	0.00	0	0.00	0	0.00	0	0.00	1	2.08	47	97.92	N/A	N/A	N/A	N/A	N/A
Private entities/grants – Hospitals or other businesses	0	0.00	0	0.00	0	0.00	0	0.00	0	0.00	48	100	N/A	N/A	N/A	N/A	N/A
Medicaid for Federal Financial Participation	0	0.00	1	2.08	1	2.08	2	4.17	5	10.42	39	81.25	\$1	\$44,845,022	\$8,251,900	\$1,500,000	No mode
Care Transitions Income	0	0.00	0	0.00	1	2.08	0	0.00	0	0.00	47	97.92	N/A	N/A	N/A	N/A	N/A
Consumer Fees or Cost Sharing	0	0.00	1	2.08	0	0.00	0	0.00	0	0.00	47	97.92	N/A	N/A	N/A	N/A	N/A
Charitable Donations	0	0.00	0	0.00	0	0.00	0	0.00	0	0.00	48	100	N/A	N/A	N/A	N/A	N/A
Other, please specify*	0	0.00	5	10.42	0	0.00	2	4.17	6	12.50	35	72.92	\$9,833	\$25,928,391	\$3,004,093	\$984,218	No mode

*Free text responses accompanying this question are available in the appendix with supplemental questions.

9c. For the current Fiscal Year, what is the approximate amount of funding from each of the following sources?

	Amount of Funding during the Current Fiscal Year																
	\$0		\$>0-1,000,000		\$1,000,001-5,000,000		\$5,000,001-10,000,000		>\$10,000,000		No Response/Not Applicable		Range		Mean	Median	Mode
	#	%	#	%	#	%	#	%	#	%	#	%	Min	Max			
State Unit on Aging	0	0.00	5	10.42	6	12.50	4	8.33	8	16.67	25	52.08	\$15,280	\$882,612,000	\$47,471,633	\$5,900,000	No mode
State General Revenue	0	0.00	7	14.58	11	22.92	2	4.17	12	25.00	16	33.33	\$58,841	\$711,318,000	\$43,214,158	\$4,586,049	No mode
Medicaid for Direct Services (State and Federal)	0	0.00	3	6.25	1	2.08	0	0.00	6	12.50	38	79.17	\$1	\$1,156,735,729	\$278,529,242	\$116,514,397	No mode

9d. For the current Fiscal Year, what is the approximate amount of funding from each of the following sources?

Total Budget for FY 2013		
	Frequency	Percentage
\$0	0	0.00
\$>0-1,000,000	8	16.67
\$1,000,001-5,000,000	8	16.67
\$5,000,001-20,000,000	7	14.58
\$20,000,001-50,000,000	6	12.50
>\$50,000,000	8	16.67
No response	11	22.92
Total	48	100
Min	\$196,640	
Max	\$25,000,000,000	
Mean	\$772,249,877	
Median	\$5,146,027	
Mode	\$3,000,000	

10a. With which organizations do [STATE LEAD ORG] have a partnership?		
	Frequency	Percentage*
State Departments (with cabinet-level secretaries)		
Health	35	72.92
Human Services	36	75.00
Aging	20	41.67
Other (specify)**	11	22.92
State Agencies (located within state departments)		
	Frequency	Percentage*
Aging	27	56.25
Developmental Disabilities	47	97.92
Acquired or Late-Onset Disabilities	26	54.17
Mental Health	44	91.67
Medicaid	46	95.83
Housing	34	70.83
Education	24	50.00
Other (specify)**	11	22.92
Local Government Agencies		
	Frequency	Percentage*
Area Agency on Aging	40	83.33
County Health Department	22	45.83
County Medicaid Office	19	39.58
County Department on Aging	20	41.67
County Department on Disability	13	27.08
County Housing Office	10	20.83
Library	9	18.75
Other (specify)**	4	8.33
Federal Agencies		
	Frequency	Percentage*
Local Veterans Administration	42	87.50
Local Indian Health Service	15	31.25
Other (specify)**	6	12.50
Organizations providing Direct Services		
	Frequency	Percentage*
211 or other call center	39	81.25
Community Health Clinic	16	33.33
Community Mental Health Clinic	14	29.17
Deaf Service Center	18	37.50
Hospital/Medical Center	27	56.25
School for the Blind	12	25.00
School for the Deaf	11	22.92
The ARC	16	33.33
United Way	19	39.58
Vocational/Rehabilitation Services	30	62.50
Other (specify)**	4	8.33
Advocacy/Referral Organizations		
	Frequency	Percentage*
AIDS Coalition	11	22.92
Alzheimer's Association	42	87.50
American Council of the Blind	9	18.75
Autism Society state/regional chapter	12	25.00
Brain Injury Association state/regional chapter	23	47.92
Centers for Independent Living	45	93.75
Easter Seals	21	43.75
Epilepsy Foundation state/regional chapter	10	20.83
National Association of Mental Illness state/regional chapter	14	29.17
National Autism Association state/regional chapter	9	18.75
National Multiple Sclerosis Society state/regional chapter	12	25.00
State Association for the Deaf	12	25.00
United Cerebral Palsy	12	25.00
Other (specify)**	10	20.83

*Percentages do not add up to 100% as respondents could select more than one option.

**Free text responses accompanying this question are available in the appendix with supplemental questions.

10b. What is the strength of the relationship?

	Weak Functionality		Moderate Functionality		High Functionality		No Response/ Not Applicable	
State Departments (with cabinet-level secretaries)	Freq.	%	Freq.	%	Freq.	%	Freq.	%
Health	0	0.00	15	31.25	20	41.67	13	27.08
Human Services	0	0.00	12	25.00	23	47.92	13	27.06
Aging	0	0.00	2	4.17	18	37.50	28	58.33
Other (specify)*	0	0.00	2	4.17	6	12.50	40	83.33
State Agencies (located within state departments)	Freq.	%	Freq.	%	Freq.	%	Freq.	%
Aging	0	0.00	1	2.08	25	52.08	22	45.83
Developmental Disabilities	4	8.33	27	56.25	15	31.25	2	4.17
Acquired or Late-Onset Disabilities	5	10.42	8	16.67	12	25.00	23	47.92
Mental Health	7	14.58	26	54.17	11	22.92	4	8.33
Medicaid	0	0.00	16	33.33	30	62.50	2	4.17
Housing	9	18.75	19	39.58	5	10.42	15	31.25
Education	9	18.75	9	18.75	3	6.25	27	56.25
Other (specify)*	0	0.00	5	10.42	5	10.42	38	79.17
Local Government Agencies	Freq.	%	Freq.	%	Freq.	%	Freq.	%
Area Agency on Aging	0	0.00	2	4.17	37	77.08	9	18.75
County Health Department	7	14.58	12	25.00	3	6.25	26	54.17
County Medicaid Office	2	4.17	10	20.83	7	14.58	29	60.42
County Department on Aging	0	0.00	4	8.33	16	33.33	28	58.33
County Department on Disability	2	4.17	6	12.50	5	10.42	35	72.92
County Housing Office	4	8.33	4	8.33	2	4.17	38	79.17
Library	3	6.25	5	10.42	0	0.00	40	83.33
Other (specify)*	0	0.00	1	2.08	1	2.08	46	95.83
Federal Agencies	Freq.	%	Freq.	%	Freq.	%	Freq.	%
Local Veterans Administration	11	22.92	20	41.67	11	22.92	6	12.50
Local Indian Health Service	6	12.50	6	12.50	2	4.17	34	70.83
Other (specify)*	0	0.00	2	4.17	3	6.25	43	89.58
Organizations providing Direct Services	Freq.	%	Freq.	%	Freq.	%	Freq.	%
211 or other call center	7	14.58	22	45.83	9	18.75	10	20.83
Community Health Clinic	5	10.42	10	20.83	1	2.08	32	66.67
Community Mental Health Clinic	6	12.50	7	14.58	1	2.08	34	70.83
Deaf Service Center	3	6.25	12	25.00	3	6.25	30	62.50
Hospital/Medical Center	1	2.08	22	45.83	3	6.25	22	45.83
School for the Blind	7	14.58	4	8.33	1	2.08	36	75.00
School for the Deaf	5	10.42	6	12.50	0	0.00	37	77.08
The ARC	4	8.33	11	22.92	1	2.08	32	66.67
United Way	8	16.67	9	18.75	2	4.17	29	60.42
Vocational/Rehabilitation Services	3	6.25	21	43.75	6	12.50	18	37.50
Other (specify)*	0	0.00	0	0.00	3	6.25	45	93.75
Advocacy/Referral Organizations	Freq.	%	Freq.	%	Freq.	%	Freq.	%
AIDS Coalition	6	12.50	4	8.33	1	2.08	37	77.08
Alzheimer's Association	2	4.17	20	41.67	20	41.67	6	12.50
American Council of the Blind	4	8.33	5	10.42	0	0.00	39	81.25
Autism Society state/regional chapter	9	18.75	3	6.25	0	0.00	36	75.00
Brain Injury Association state/regional chapter	4	8.33	8	16.67	11	22.92	25	52.08
Centers for Independent Living	5	10.42	19	39.58	19	39.58	5	10.42
Easter Seals	7	14.58	8	16.67	6	12.50	27	56.25
Epilepsy Foundation state/regional chapter	8	16.67	2	4.17	0	0.00	38	79.17
National Association of Mental Illness state/regional chapter	8	16.67	6	12.50	0	0.00	34	70.83
National Autism Association state/regional chapter	8	16.67	1	2.08	0	0.00	39	81.25
National Multiple Sclerosis Society state/regional chapter	7	14.58	3	6.25	2	4.17	36	75.00
State Association for the Deaf	6	12.50	6	12.50	0	0.00	36	75.00
United Cerebral Palsy	7	14.58	1	2.08	4	8.33	36	75.00
Other (specify)*	0	0.00	3	6.25	6	12.50	39	81.25

*Free text responses accompanying this question are available in the appendix with supplemental questions.

10c. What is the type of partnership agreement?														
	Funding Relationship		Formal MOU		Contract		Cooperative		Informal Working Relationship		Other		No Response/ Not Applicable	
	Freq.	%	Freq.	%	Freq.	%	Freq.	%	Freq.	%	Freq.	%	Freq.	%
State Departments (with cabinet-level secretaries)														
Health	7	14.58	12	25.00	10	20.83	12	25.00	12	25.00	3	6.25	16	33.33
Human Services	15	31.25	11	22.92	10	20.83	12	25.00	7	14.58	6	12.50	13	27.08
Aging	9	18.75	2	4.17	6	12.50	2	4.17	1	2.08	10	20.83	30	62.50
Other (specify)*	7	14.58	4	8.33	3	6.25	5	10.42	4	8.33	3	6.25	39	81.25
State Agencies (located within state departments)														
Aging	15	31.25	2	4.17	5	10.42	7	14.58	4	8.33	12	25.00	22	45.83
Developmental Disabilities	7	14.58	11	22.92	4	8.33	18	37.50	26	54.17	9	18.75	1	2.08
Acquired or Late-Onset Disabilities	4	8.33	2	4.17	1	2.08	10	20.83	13	27.08	11	22.92	24	50.00
Mental Health	3	6.25	6	12.50	3	6.25	17	35.42	28	58.33	8	16.67	5	10.42
Medicaid	24	50.00	20	41.67	14	29.17	16	33.33	14	29.17	10	20.83	3	6.25
Housing	2	4.17	4	8.33	1	2.08	10	20.83	19	39.58	8	16.67	17	35.42
Education	1	2.08	1	2.08	0	0.00	6	12.50	13	27.08	2	4.17	30	62.50
Other (specify)*	2	4.17	3	6.25	1	2.08	5	10.42	3	6.25	6	12.50	38	79.17
Local Government Agencies														
Area Agency on Aging	33	68.75	13	27.08	34	70.83	19	39.58	8	16.67	4	8.33	8	16.67
County Health Department	3	6.25	4	8.33	3	6.25	7	14.58	10	20.83	4	8.33	29	60.42
County Medicaid Office	2	4.17	5	10.42	1	2.08	3	6.25	11	22.92	5	10.42	27	56.25
County Department on Aging	9	18.75	3	6.25	8	16.67	4	8.33	5	10.42	7	14.58	28	58.33
County Department on Disability	2	4.17	1	2.08	1	2.08	2	4.17	5	10.42	7	14.58	36	75.00
County Housing Office	0	0.00	0	0.00	0	0.00	2	4.17	6	12.50	3	6.25	39	81.25
Library	0	0.00	0	0.00	0	0.00	1	2.08	6	12.50	2	4.17	39	81.25
Other (specify)*	2	4.17	0	0.00	2	4.17	1	2.08	0	0.00	1	2.08	45	93.75
Federal Agencies														
Local Veterans Administration	10	20.83	2	4.17	6	12.50	11	22.92	19	39.58	6	12.50	9	18.75
Local Indian Health Service	3	6.25	1	2.08	1	2.08	4	8.33	4	8.33	2	4.17	38	79.17
Other (specify)*	4	8.33	0	0.00	2	4.17	1	2.08	3	6.25	1	2.08	42	87.50
Organizations providing Direct Services														
211 or other call center	3	6.25	8	16.67	3	6.25	17	35.42	20	41.67	4	8.33	12	25.00

10c. What is the type of partnership agreement?														
	Funding Relationship		Formal MOU		Contract		Cooperative		Informal Working Relationship		Other		No Response/ Not Applicable	
	Freq.	%	Freq.	%	Freq.	%	Freq.	%	Freq.	%	Freq.	%	Freq.	%
Community Health Clinic	0	0.00	0	0.00	0	0.00	4	8.33	14	29.17	3	6.25	32	66.67
Community Mental Health Clinic	0	0.00	0	0.00	2	4.17	3	6.25	8	16.67	3	6.25	36	75.00
Deaf Service Center	3	6.25	0	0.00	3	6.25	5	10.42	10	20.83	4	8.33	32	66.67
Hospital/Medical Center	2	4.17	6	12.50	3	6.25	9	18.75	18	37.50	6	12.50	22	45.83
School for the Blind	0	0.00	0	0.00	1	2.08	4	8.33	7	14.58	3	6.25	39	81.25
School for the Deaf	1	2.08	1	2.08	1	2.08	4	8.33	6	12.50	3	6.25	39	81.25
The ARC	2	4.17	1	2.08	3	6.25	3	6.25	11	22.92	2	4.17	34	70.83
United Way	1	2.08	1	2.08	1	2.08	3	6.25	13	27.08	5	10.42	31	64.58
Vocational/Rehabilitation Services	3	6.25	6	12.50	1	2.08	12	25.00	14	29.17	6	12.50	20	41.67
Other (specify)*	3	6.25	1	2.08	3	6.25	2	4.17	0	0.00	2	4.17	45	93.75
Advocacy/Referral Organizations	Freq.	%	Freq.	%	Freq.	%	Freq.	%	Freq.	%	Freq.	%	Freq.	%
AIDS Coalition	1	2.08	0	0.00	0	0.00	2	4.17	8	16.67	0	0.00	40	83.33
Alzheimer's Association	12	25.00	7	14.58	10	20.83	17	35.42	23	47.92	4	8.33	6	12.50
American Council of the Blind	1	2.08	1	2.08	1	2.08	0	0.00	3	12.50	1	2.08	41	85.42
Autism Society state/regional chapter	1	2.08	0	0.00	1	2.08	1	2.08	7	14.58	0	0.00	39	81.25
Brain Injury Association state/regional chapter	5	10.42	2	4.17	4	8.33	9	18.75	13	27.08	4	8.33	27	56.25
Centers for Independent Living	18	37.50	17	35.42	17	35.42	17	35.42	20	41.67	5	10.42	3	6.25
Easter Seals	3	6.25	4	8.33	7	14.58	5	10.42	11	22.92	1	2.08	28	58.33
Epilepsy Foundation state/regional chapter	0	0.00	0	0.00	0	0.00	2	4.17	5	10.42	0	0.00	42	87.50
National Association of Mental Illness state/regional chapter	0	0.00	0	0.00	0	0.00	2	4.17	9	18.75	1	2.08	36	75.00
National Autism Association state/regional chapter	0	0.00	0	0.00	0	0.00	0	0.00	5	10.42	0	0.00	43	89.58
National Multiple Sclerosis Society state/regional chapter	0	0.00	1	2.08	0	0.00	3	6.25	8	16.67	2	4.17	40	83.33
State Association for the Deaf	0	0.00	0	0.00	0	0.00	2	4.17	6	12.50	2	4.17	40	83.33
United Cerebral Palsy	2	4.17	2	4.17	2	4.17	4	8.33	5	10.42	0	0.00	40	83.33
Other (specify)*	1	2.08	5	10.42	1	2.08	5	10.42	3	6.25	3	6.25	39	81.25

*Free text responses accompanying this question are available in the appendix with supplemental questions.

10d. What types of resources are shared?																		
	Co-located staff		Shared monetary resources		Shared information		Joint training		Joint program sponsorship		Shared non-monetary resources		Shared data		No shared resources		No response/ Not applicable	
State Departments (with cabinet-level secretaries)	Freq.	%	Freq.	%	Freq.	%	Freq.	%	Freq.	%	Freq.	%	Freq.	%	Freq.	%	Freq.	%
Health	2	4.17	9	18.75	25	52.08	16	33.33	20	41.67	7	14.58	15	31.25	4	8.33	17	35.42
Human Services	10	20.83	18	37.50	28	58.33	19	39.58	19	39.58	10	20.83	17	35.42	1	2.08	18	37.50
Aging	7	14.58	6	12.50	8	16.67	9	18.75	7	14.58	5	10.42	8	16.67	0	0.00	36	75.00
Other (specify)*	3	6.25	7	14.58	8	16.67	6	12.50	4	8.33	2	4.17	5	10.42	0	0.00	40	83.33
State Agencies (located within state departments)	Freq.	%	Freq.	%	Freq.	%	Freq.	%	Freq.	%	Freq.	%	Freq.	%	Freq.	%	Freq.	%
Aging	12	25.00	12	25.00	18	37.50	16	33.33	14	29.17	13	27.08	14	29.17	0	0.00	29	60.42
Developmental Disabilities	6	12.50	6	12.50	40	83.33	24	50.00	15	31.25	4	8.33	12	25.00	2	4.17	4	8.33
Acquired or Late-Onset Disabilities	5	10.42	6	12.50	17	35.42	11	22.92	9	18.75	0	0.00	7	14.58	2	4.17	28	58.33
Mental Health	4	8.33	4	8.33	33	68.75	27	56.25	19	39.58	3	6.25	12	25.00	3	6.25	7	14.58
Medicaid	9	18.75	21	43.75	37	77.08	28	58.33	26	54.17	12	25.00	28	58.33	3	6.25	5	10.42
Housing	2	4.17	2	4.17	22	45.83	9	18.75	7	14.58	3	6.25	10	20.83	5	10.42	21	43.75
Education	2	4.17	1	2.08	13	27.08	4	8.33	4	8.33	1	2.08	0	0.00	2	4.17	30	62.50
Other (specify)*	1	2.08	2	4.17	9	18.75	7	14.58	8	16.67	1	2.08	3	6.25	0	0.00	38	79.17
Local Government Agencies	Freq.	%	Freq.	%	Freq.	%	Freq.	%	Freq.	%	Freq.	%	Freq.	%	Freq.	%	Freq.	%
Area Agency on Aging	5	10.42	23	47.92	39	81.25	35	72.92	28	58.33	11	22.92	37	77.08	0	0.00	9	18.75
County Health Department	1	2.08	1	2.08	17	35.42	8	16.67	8	16.67	0	0.00	5	10.42	1	2.08	30	62.50
County Medicaid Office	3	6.25	2	4.17	17	35.42	12	25.00	6	12.50	1	2.08	8	16.67	1	2.08	29	60.42
County Department on Aging	3	6.25	5	10.42	14	29.17	10	20.83	8	16.67	3	6.25	10	20.83	0	0.00	34	70.83
County Department on Disability	1	2.08	1	2.08	9	18.75	6	12.50	2	4.17	1	2.08	5	10.42	0	0.00	39	81.25
County Housing Office	0	0.00	0	0.00	8	16.67	2	4.17	1	2.08	0	0.00	1	2.08	0	0.00	40	83.33
Library	0	0.00	0	0.00	6	12.50	1	2.08	0	0.00	0	0.00	0	0.00	0	0.00	42	87.50
Other (specify)*	1	2.08	0	0.00	3	6.25	2	4.17	1	2.08	1	2.08	1	2.08	0	0.00	45	93.75
Federal Agencies	Freq.	%	Freq.	%	Freq.	%	Freq.	%	Freq.	%	Freq.	%	Freq.	%	Freq.	%	Freq.	%

10d. What types of resources are shared?																		
	Co-located staff		Shared monetary resources		Shared information		Joint training		Joint program sponsorship		Shared non-monetary resources		Shared data		No shared resources		No response/ Not applicable	
Local Veterans Administration	1	2.08	3	6.25	32	66.67	14	29.17	11	22.92	3	6.25	9	18.75	4	8.33	11	22.92
Local Indian Health Service	0	0.00	2	4.17	8	16.67	3	6.25	3	6.25	0	0.00	1	2.08	1	2.08	39	81.25
Other (specify)*	0	0.00	1	2.08	6	12.50	1	2.08	2	4.17	0	0.00	3	6.25	0	0.00	42	87.50
Organizations providing Direct Services	Freq.	%	Freq.	%	Freq.	%	Freq.	%	Freq.	%	Freq.	%	Freq.	%	Freq.	%	Freq.	%
211 or other call center	1	2.08	2	4.17	25	52.08	13	27.08	6	12.50	2	4.17	14	29.17	3	6.25	17	35.42
Community Health Clinic	0	0.00	0	0.00	12	25.00	3	6.25	2	4.17	0	0.00	1	2.08	1	2.08	34	70.83
Community Mental Health Clinic	0	0.00	2	4.17	9	18.75	3	6.25	2	4.17	0	0.00	1	2.08	1	2.08	38	79.17
Deaf Service Center	0	0.00	1	2.08	11	22.92	5	10.42	3	6.25	0	0.00	1	2.08	1	2.08	34	70.83
Hospital/Medical Center	5	10.42	3	6.25	20	41.67	12	25.00	5	10.42	5	10.42	8	16.67	0	0.00	26	54.17
School for the Blind	0	0.00	0	0.00	7	14.58	2	4.17	0	0.00	0	0.00	0	0.00	1	2.08	40	83.33
School for the Deaf	0	0.00	1	2.08	7	14.58	1	2.08	2	4.17	1	2.08	1	2.08	0	0.00	40	83.33
The ARC	0	0.00	1	2.08	11	22.92	5	10.42	5	10.42	0	0.00	1	2.08	0	0.00	36	75.00
United Way	0	0.00	0	0.00	14	29.17	6	12.50	2	4.17	0	0.00	1	2.08	0	0.00	34	70.83
Vocational/Rehabilitation Services	2	4.17	5	10.42	20	41.67	13	27.08	7	14.58	1	2.08	3	6.25	1	2.08	25	52.08
Other (specify)*	0	0.00	2	4.17	3	6.25	2	4.17	2	4.17	1	2.08	2	4.17	0	0.00	45	93.75
Advocacy/Referral Organizations	Freq.	%	Freq.	%	Freq.	%	Freq.	%	Freq.	%	Freq.	%	Freq.	%	Freq.	%	Freq.	%
AIDS Coalition	1	2.08	1	2.08	8	16.67	3	6.25	2	4.17	1	2.08	2	4.17	0	0.00	40	83.33
Alzheimer's Association	1	2.08	4	8.33	37	77.08	23	47.92	16	33.33	2	4.17	11	22.92	1	2.08	8	16.67
American Council of the Blind	0	0.00	1	2.08	7	14.58	0	0.00	0	0.00	0	0.00	0	0.00	0	0.00	41	85.42
Autism Society state/regional chapter	0	0.00	0	0.00	7	14.58	0	0.00	1	2.08	0	0.00	0	0.00	0	0.00	41	85.42
Brain Injury Association state/regional chapter	2	4.17	5	10.42	20	41.67	10	20.83	7	14.58	3	6.25	7	14.58	0	0.00	28	58.33
Centers for Independent Living	2	4.17	12	25.00	35	72.92	22	45.83	16	33.33	5	10.42	20	41.67	1	2.08	9	18.75
Easter Seals	1	2.08	4	8.33	14	29.17	7	14.58	6	12.50	3	6.25	4	8.33	0	0.00	33	68.75
Epilepsy Foundation	0	0.00	0	0.00	7	14.58	1	2.08	1	2.08	0	0.00	0	0.00	0	0.00	41	85.42

10d. What types of resources are shared?																		
	Co-located staff		Shared monetary resources		Shared information		Joint training		Joint program sponsorship		Shared non-monetary resources		Shared data		No shared resources		No response/ Not applicable	
state/regional chapter																		
National Association of Mental Illness state/regional chapter	0	0.00	0	0.00	7	14.58	4	8.33	1	2.08	0	0.00	1	2.08	0	0.00	40	83.33
National Autism Association state/regional chapter	0	0.00	0	0.00	5	10.42	1	2.08	0	0.00	0	0.00	0	0.00	0	0.00	43	89.58
National Multiple Sclerosis Society state/regional chapter	0	0.00	1	2.08	8	16.67	1	2.08	2	4.17	0	0.00	1	2.08	0	0.00	40	83.33
State Association for the Deaf	0	0.00	0	0.00	8	16.67	2	4.17	1	2.08	0	0.00	0	0.00	0	0.00	39	81.25
United Cerebral Palsy	1	2.08	4	8.33	9	18.75	5	10.42	3	6.25	2	4.17	4	8.33	0	0.00	39	81.25
Other (specify)*	0	0.00	1	2.08	8	16.67	4	8.33	3	6.25	1	2.08	2	4.17	1	2.08	39	81.25

*Free text responses accompanying this question are available in the appendix with supplemental questions.

11. Approximately, how many FTEs (Full time equivalents) at the State level perform each of the following functions?																			
	0		1		2-4		5-7		8-10		>10		No response		Range		Mean	Median	Mode
	Freq.	%	Freq.	%	Freq.	%	Freq.	%	Freq.	%	Freq.	%	Freq.	%	Min	Max			
Information & Referral/Information & Assistance (I&R/I&A)	1	2.08	10	20.83	12	25.00	3	6.25	2	4.17	3	6.25	17	35.42	0	65	6.57	2.75	1
Options counseling/ counseling to provide in-depth person centered decision support	2	4.17	7	14.58	8	16.67	1	2.08	1	2.08	3	6.25	26	54.17	0	700	42.94	2.25	1
Benefits counseling/eligibility determination	2	4.17	4	8.33	8	16.67	1	2.08	1	2.08	5	10.42	27	56.25	0	600	41.54	2.50	2
Care transition services	3	6.25	4	8.33	2	4.17	3	4.17	1	2.08	0	0.00	35	72.92	0	7.5	3.36	3	1
Crisis Intervention services	3	6.25	3	6.25	1	2.08	2	4.17	1	2.08	1	2.08	37	77.08	0	11	4.82	5	1
Independent Living services	3	6.25	3	6.25	1	2.08	2	4.17	0	0.00	0	0.00	39	81.25	0	6	3	2.50	1
Advocacy services	2	4.17	6	12.50	3	6.25	3	6.25	2	4.17	1	2.08	31	64.58	0	28	5.27	2.50	1
Providing administrative or other support for the above functions	2	4.17	10	20.83	10	20.83	4	8.33	2	4.17	5	10.42	15	31.25	0	105	8.21	3	1

Note: Responses have been rounded to the nearest whole number.

12. At the State level, how many FTE (Full time equivalents) are dedicated to working with ADRC(s) in your State?		
	Frequency	Percentage
0	0	0.00
1	14	29.17
2-4	12	25.00
5-7	8	16.67
8-10	0	0.00
>10	4	8.33
No response	10	20.83
Total	48	100
Min	0.50	
Max	21	
Mean	4.03	
Median	2	
Mode	1	

Note: Responses have been rounded to the nearest whole number.

13. Is your organization paid on a fee for service or per unit basis for performing any of the following services for a client (Please check all that apply)?		
	Frequency	Percentage*
Information/referral	1	2.08
Options Counseling	2	4.17
Screening	0	0.00
Assessment	1	2.08
Application assistance	1	2.08
Transition support	1	2.08
Other, please specify**	4	8.33

*Percentages do not add up to 100% as respondents could select more than one option.

**Free text responses accompanying this question are available in the appendix with supplemental questions.

14. [If any of the boxes are checked in previous question] What is the source of the fee for service or per unit payments?		
	Frequency	Percentage*
Medicare	0	0.00
Medicaid Waiver	2	4.17
Medicaid State plan	0	0.00
Medicaid managed care organization	0	0.00
State-funded program other than Medicaid	1	2.08
Private health plan	0	0.00
Provider	0	0.00
Other, please specify**	3	6.25

*Percentages do not add up to 100% as respondents could select more than one option.

**Free text responses accompanying this question are available in the appendix with supplemental questions.

APPENDIX I. PROCESS EVALUATION STATE ADRC SURVEY FREE TEXT RESPONSES

Section A. Baseline Characteristics

2. States used federal grant funding in a variety of ways to develop their aging and disability networks. On a scale of 1 to 5, indicate the importance of each of the following in improving access to LTSS in your state since, with 1 being “not important at all” and 5 being “very important”.

Specify Other

All of these areas are important. Local sites used funds for some or all of these areas.
Coordination of LTSS to facilitate access.
Establishment of a centralized phone number through 211 CareLine.
Authorizing and administering a Face-to-Face options counseling initiative via the ADRC network.
Training
Creating formal referral protocol with critical pathway providers.
Evaluation Frameworks
Improving current partnerships
Outreach and Marketing
Training and shared understanding of the goal
Consumer focus groups to learn about how our target populations access LTSS when they are not already in the system
Funding
State Leadership- Professional Development- QA; CQI
Wisconsin had ADRCs before the Federal ADRC grants were available. Federal ADRC grants helped Wisconsin expand its program to additional counties and improve the quality of ADRC services.

3. When your state applied for its first ADRC grant in YEAR, what were your goals for the project? Check all that apply.

Specify Other

Streamline eligibility and provide a resource regardless of age- disability or service that is unbiased
Common intake form
Provide seamless Medicaid financial eligibility; Provide one-stop entry for long term care services; Develop and implement a web-based case management information system; Improve access to services- coordinate services- enhance choice & provide counseling about services and choices.
To improve access to services
To develop consumer direction model and a hybrid model allowing for participants to choose consumer directed services- traditional or combination of both to best meet his/her needs 2.a. Evaluate project to obtain data as to whether aging network services are successful in maintaining nursing home eligible older adults in the community and in averting or delaying spend-down to Medicaid eligibility
Development of standardized operating processes and procedures.
Compelling policy direction to continue ADRC program development statewide; Replicable Statewide Model
To implement our ADRC model statewide and have all ADRCs providing high quality services consistent with that model

4. Please indicate how your State initially selected local sites to receive ADRC funds. Select all that apply.

Specify Other
Sites chosen by former ADSS Commissioner
Competitive Application Process
Selected based on existing infrastructure and ability to implement
The Delaware ADRC was designed to operate as a statewide ADRC.
We are not a local site
Competitive process
Selected region because of it was rural and partnership with Medicaid.
Selected sites that were fully functional ADRCs (NY Connects)
Selected site that was experienced with professional I&R services
Selected local offices within state agency infrastructure
Selected sites who already had a vision; mission; infrastructure and role in community for the provision of unbiased I&A- and are viewed as key access points to LTSS.
Selected the sites that already had the vision for leveraging technology and partnerships to increase access to HCBS
High Functioning, serving under 60 persons with disabilities
Through a comprehensive selection process- selected county and non-profit organizations that submitted a plan to meet the State's requirements for ADRCs. Successful applicants included county human service departments- county aging offices- and county aging units.

4a. Indicate the extent to which the grants your state received for ADRC development contributed to the following:

Specify Other
The purpose of the ADRCs is to provide a coordinated- multi-access one stop system that integrates information- referral and eligibility determination functions for elders- persons with disabilities and caregivers. The ADRC facilitates customer-friendly access to long-term care services and benefits for elders- persons with disabilities- and their caregivers. The grants provided opportunities to facilitate the statewide system changes necessary to accomplish the purpose and streamline access to long-term care services.
MIS integration
partnerships- database development- working towards centralized I&R&A system
Expand statewide
Provide interagency and inter-professional cross training opportunities.
Outreach & marketing efforts
Brought focus on options counseling and person centered planning
Sustainability with other state funding- integrated into the State Plan on Aging for NH
Established an IT client-tracking system
Leverage other opportunities such as a number of AAAs&NY Connects partnering with hospitals and other entities on ACA Section 3026 grants
LCA Designation- development of staff with Options Counseling certification- increased number of staff with SHIIP- expanded knowledge of Person Centered thinking concepts and practices- Transition efforts and improved local community networking
Increased consistency of consumer access to information and referral.
Marketing plan and upgraded phone systems across the state

4a. Indicate the extent to which the grants your state received for ADRC development contributed to the following:

Specify Other

Create a shared understanding of how to share options with consumers

build infrastructure across organizations- enhance data capacity

Develop statewide web-based technology and develop protocols and language to utilize it in a universal way

Colocation within ADRC of partners and Subject Matter Populations (SMEs) serving diverse populations

Identified factors related to customer satisfaction and improved the quality of ADRC services. All of the above occurred due to state funding for ADRCs that preceded Federal grants and have continued.

7. Community Needs: The next set of questions is designed to gather information about the conditions in the service network for your state. Please think about the status of your state as a whole.

Specify Other							
Other (YEAR)	Other, Please specify (YEAR)	Other (2012)	Other, Please specify (2012)	Other (YEAR)	Other, Please specify (YEAR)	Other (2012)	Other, Please specify (2012)
Often a Barrier	Appropriate Housing	Often a Barrier	Appropriate Housing	Often a Barrier	Elder Rights and Protections	Often a Barrier	Elder Rights and Protections
Often a Barrier	Lack of affordable and accessible housing	Often a Barrier	Lack of affordable and accessible housing	Often a Barrier	Lack of community based LTSS infrastructure	Often a Barrier	Lack of community based LTSS infrastructure
Sometimes a Barrier	Lack of funding for LTSS - local-state- and federal funding reductions	Often a Barrier	Lack of funding for LTSS - local-state- and federal funding reductions	Often a Barrier	Lack of a comprehensive and coordinated IT system to replace fragmented and siloed systems	Often a Barrier	Lack of a comprehensive and coordinated IT system to replace fragmented and siloed systems
Sometimes a Barrier	Physical location of participant	Sometimes a Barrier	Physical location of participant	Sometimes a Barrier	Self-isolation due to perceived stigma	Sometimes a Barrier	Self-isolation due to perceived stigma
-	-	-	-	Often a Barrier	Too few providers to meet needs or provide choice- especially HHAs and other in home care providers.	Sometimes a Barrier	Too few providers to meet needs or provide choice- especially HHAs and other in home care providers.

8. Please indicate the Current availability of the following services within your service area. For the following services, prior to the first ADRC grant, to what extent was there provider choice?

Specify Other					
Other (Current Availability)	Specify other (Current)	Other (Provider Choice prior to)	Specify other (Provider Choice prior to first)	Other (Provider choice currently)	Specify other (Provider choice currently)

	Availability)	first ADRC grant)	ADRC grant)		
Not available	Specify Other: Elder Rights and Protection	No	Specify Other: Elder Rights and Protection	Limited	Specify Other: Elder Rights and Protection
Available but inadequate to meet need	-	Limited	-	Limited	-
Available but inadequate to meet need	Specify Other: Private Pay - full menu of services and supports; TBI Services	Limited	Specify Other: Private Pay - full menu of services and supports; TBI Services	Limited	Specify Other: Private Pay - full menu of services and supports; TBI Services
Available but inadequate to meet need	Specify Other: Availability varies	-	-	-	-

Section B. Organizational Characteristics

9. For the current Fiscal Year, what is the approximate amount of funding from each of the following sources?
Specify Other
SHIP
Mental Health Trust Authority
MFP ADRC grant funds received by Medicaid State Office
SHIP, OAA Title IIIB - Aging I&R only, RSA - Disability I&R
Tobacco funds
Award: 90CT0163, In ADRC Care Transitions Project (CFDA: 93.048 – Special Programs for the Aging Title IV and Title II Discretionary Projects)
CMS SHIP Funding, SMP, LTCCE Allocation Passthrough (combo of state, federal, and private dollars), ISG Grant
Federal grants total
Voluntary Consumer Contributions Title III
Local funds
RI Pharmaceutical Assistance for Elderly (\$472,609)
Other Federal
OAA Title III (B, CI, C2, D, E) & NSIP, Title VII, Title V, Senior Farmers Market Nutrition Program
CMS MFP & ADRC Expansion Grant

9. What is the type of partnership agreement?
Specify Other
State Departments (with cabinet-level secretaries)
Health
EOA is attached agency to DOH
Part of umbrella agency
Interagency Charter for EBI Leadership Team, workgroups
Human Services
Our agency
Part of umbrella agency
Governmental Service Agreement
SUA is a part of DHS
DEA is a division of the Dept of Human Services
We are part of Human Services
Aging
Our agency
See Division level
State agency responsible for ADRC grant efforts
We are the SUA
MDoA is the SUA
Part of umbrella agency
Aging and Disability is the State Authority on Aging
Aging is a Division within the Dept of Human Services
The ADRC is administered by the SUA
We are aging is part of the department – under the Secretary

9. What is the type of partnership agreement?

Other

DOI – MIPPA

Oversight of agency

Delegated Authority to perform certain functions (e.g. LTSS Medicaid eligibility, oversight)

State Agencies (located within state departments)

Aging

Located within, Aging oversees ADRC

Delaware ADRC is an integral part of DHSS and is both housed and staffed by DSAAPD

We are the SUA

MDoA is the SUA

We are the Executive Office of Elder Affairs

The MBA is the SUA

SUA is aging

We are the SUA

The ADRC is within the SUA of DSS

DAIL is the SUA and Aging Unit

Our Division is Aging

We are the State Aging Agency

Developmental Disabilities

Representation on the DD Council

Gov. appointment to DD Council

ICOA has a representative that sits on the Council of Developmental Disabilities

Serve on DD Council

OES has integrated with Disability Services

DD is also a part of DHS

DAIL is the DD Agency

Serve on DD Council Board; serve on advisory councils for each other

Within same Department

Acquired or Late-Onset Disabilities

Governor Office on Disability

Part of DHS Division of Aging and Adult Services

No specific entity

Individuals with “Acquired or Late-onset Disabilities” is a target population for DSAAPD

OES has integrated with Disability Services

Integrated leadership for comprehensive waiver

DIV of VR and DIV of Services for the Blind and DIV of Services for Deaf and Hard of Hearing

This is a part of DHS

DAIL is the agency for individuals age 18 and over with disabilities

This is another division within our shared agency

Combined with Aging in same agency

Mental Health

CDSMP partner

DSAAPD & ADRC work collaboratively with DSAMH and their statewide network of service professionals to support the needs of older adults and persons with physical disabilities, their caregivers and services providers throughout the aging & disability network

Serve on Mental Health Planning Council

Located within Medicaid agency

Integrated leadership for BIP

9. What is the type of partnership agreement?

Co-Chair Interagency Geriatric Mental Health and Chemical Dependence Planning Council

A division of DSS

Part of same department

Medicaid

Money Follows the Person partner

DSAAPD and ADRC have a strong working relationship with DE's Division of Medicaid and Medical Services (DMMA) – State Medicaid Agency. Partnership agreements and activities include: formal MOU, designation of ADRC as Local Contact Agency for MDS, survey data and referrals from nursing homes for options counseling ; I&R and enrollment support for LTC Medicaid Managed care, etc.

Part of umbrella agency

Integrated leadership for comprehensive waiver

GSA

Workgroups, BIP

DHS Aging and People with Disabilities is the Medicaid entity for LTSS. APD has an MOU with the Oregon Health Authority as the State Medicaid entity with the exception of LTSS.

A division of DSS

Cabinet level department, delegated authority to perform certain functions (e.g. LTSS Medicaid eligibility, oversight)

Housing

Limited work with Housing Coalition

DSAAPD and ADRC partners with the State Housing Authority and other housing partners through a designated Senior Planner who works collaboratively to develop and coordinate Housing support and resources

Legislative relationship recently established

Review and comment on certain documents and applications

RIDEA awards funding on a competitive basis to private and public elderly housing for security improvements; housing complexes also required to comply with RIDEA rules regarding security and safety

Involved with housing issues and participate on workgroups

Work together under two different Secretariats; Housing has contracts with CILs and AAAs but not directly with the state agency

Part of same department

Education

DOE is on our advisory council for aging

Coordination on some programs affecting children as well as specialized staff training

Other

Rehab

MBA works with a total of 16 state agencies to support the SLL One Stop Shop

Interlocal Agreement & State Rehab Division

Superstorm Sandy, relationship with Emergency Preparedness and Community Affairs

In combination, the checked boxes apply. Not all apply to each entity specified in the "other" category

Adult Services and Adult Protective Services will merge with our agency as of July 1, 2013

Local Government Agencies

Area Agency on Aging

In DE, there are no AAAs; DSAAPD functions both as the SUA & AAA

Nine ADRCs are located in AAAs

Annual Implementation Plan

9. What is the type of partnership agreement?

Administrative Lead for ADRC (contractor)

County Health Department

See State Section: DSAAPD works closely with Division of Public Health, the state's health department and all local health clinics and community partners throughout DE

Local district health offices work more directly with the AAAs

Done at the local ADRC level

Joint CDSME Programming; Joint assessments between Health Depts and AAAs

County Medicaid Office

See State section: In DE there are no county Medicaid offices

Done at the local ADRC level

County Medicaid offices are overseen by Aging and People with Disabilities

No such entity in Virginia

Our department has delegated authority to perform local Medicaid office functions on their behalf

County Department on Aging

Under the AAA

See State Section: In DE, there are no county departments on aging, only DSAAPD

Done at the local ADRC level

In MN, this would be the LTCC Units

Annual Implementation Plan

Some AAAs are designated as part of county government but they still operate as a AAA not a county Dept of Aging; all AAAs receive some level of funding from local government

Same as AAAs (all AAAs are local governments (i.e. COGs, counties, or combo of county and city))

Country Department on Disability

No such entity

Same as above

Done at the local ADRC level

Serve on Executive Leadership Committee on Aging and Disability

Agency has regional offices that work closely with county government but do not receive funding from local government; all CILs receive some level of funding from local government

Part of same state agency

County Housing Office

See state section

Done at the local ADRC level

Housing Vouchers for MFP participants

Library

Done at the local ADRC level

The majority of local libraries across the state serve as SeniorNavigator Centers – local touch-points for information regarding supports for older adults and adults with disabilities

Other

Completing formal MOU

Federal Agencies

Local Veterans Administration

Idaho Commission on Aging is working with the VA to establish a VD-HCBS program

Done at the local ADRC level

Working on MOU

Local Provider Agreements between AAAs & COFA and VAMC

VD-HCBS program

VD-HCBS program

Local Indian Health Service

9. What is the type of partnership agreement?

Establishing relationships for information sharing, advocacy, and capacity building

Done at the local ADRC level

Other

Office of Violence Against Women grant to educate law enforcement and legal support & judges about elder abuse

Organizations Providing Direct Services

211 or Other Call Center

Each ADRC has an MOU with the local 211

Part of Advisory Group

United Way 211, which is co-located with THE POINT, provides phone coverage when The POINT is closed

Part of NW-AIRS, participate in Advisory Committees

Community Health Center

Some local AAAs have MOUs

See State section

ADRC has the connection with local clinics

Community Mental Health Clinic

Work in progress to strengthen partnerships

Done at the local ADRC level

Part of Advisory Group

Deaf Service Center

Some AAAs have MOUs; serve on ADSS's advisory board; work in progress to strengthen relationships

In DE, Deaf Services are integrated throughout the disability service provider network, including the CILs and Hearing Loss Association of DE which provides support for persons who are deaf or have hearing loss

Done at the local ADRC level

ADRC partner by statute

Hospital/Medical Center

State staff working on transition projects; some local AAAs have MOUs for ADRC or care transitions. ADSS has active relationship with Alabama Hospital Association.

In 2009, DSAAPD & ADRC initiated a formal MOU with Christiana Care Health System (CCHS), the largest acute care hospital in DE. DSAAPD has continued to work closely with the hospital, along with DE's QIO and all other acute care hospitals and community stakeholder to improve transitions of care statewide.

Maui Memorial Hospital

Done at the local ADRC level

Hospitals have agreements with AAAs as formal partners in ADRC and share information through the ADRC technology. Some AAAs have co-located staff as part of the Care Transitions Program. On the state level, the DIV is working with the Hospital and Healthcare Association to look at ways that we can provide a state level approach to support care transitions.

State MH Hospitals are part of Same Department

School for the Blind

Alabama Institute for the Deaf and Blind is the state agency for all deaf and blind services and support in the state. Representation on ADSS Advisory Board. Refer back to comments on Deaf Service Center.

N/A, DSAAPD/ADRC partners at the state level with Division for the Visually Impaired (DVI) and its community partners to provide support for personas who are blind or have other visual impairments

Done at the local ADRC level

School for the Deaf

See comments above

9. What is the type of partnership agreement?

N/A, DSAAPD/ADRC partners with all CILs and other community partners to provide support for persons who are deaf or have other hearing impairments

Done at the local ADRC level

The ARC

Working with the ARC on the Lifespan Respite Grant along with the Office of Aging and Adult Services

On a local level the ARC serves on some of the Local Advisory Councils as a stakeholder in ADRC, all of the ARC services are listed in the ADRC database

United Way

Have worked in partnership with strategic planning and disaster relief

DSAAPD/ADRC work collaboratively with United Way through several key partners and programs, such as Delaware 211 and Stand By Me, a national financial empowerment program

Done at the local ADRC level

Part of Advisory Group

On a local level the United Way serves on some of the Local Advisory Councils as a stakeholder in ADRC, all of the United Way's services are listed in the ADRC database

Vocational/Rehabilitation Services

Done at the local ADRC level

Vocational Rehab is a department within the Massachusetts Rehabilitation Commission

Interlocal

Voc Rehab is a division of DAIL

Voc Rehab is part of the same agency as the Div for Aging, Managers work closely together to cross support programs where possible

Part of same department, oversee SILC and plan

Other

Manages the statewide provider database for ADRC; Private sector lead for VA for ADRC technology; provides access to and help technical assistance/desk support for the ADRC technology

Statewide ADRC Advisory Committee

Advocacy/Referral Organizations

AIDS Coalition

Alzheimer's Association

DSAAPD/ADRC has been working together with DE's Alzheimer's Assoc & community partners to develop the Alzheimer's State Plan

Outreach and education by statute

ADSSP Grant is helping VA develop an evidence-based practice; AA is working with VA to ensure that ADRCs are dementia capable

ADRC Advisory Council participation

American Council for the Blind

See State/Local sections

Autism Society State/Regional Chapter

Brain Injury Association State/Regional Chapter

DSAAPD/ADRC work closely with the BIA of DE and community partners to provide support for person with acquired or traumatic brain injuries

ADRC partner

Brain Injury Division is part of same agency as Aging; this division works closely with the Brain Injury Association of VA

Participate in Options Counseling Training, sponsored by our department

Centers for Independent Living

Serve on the SILC

The CILs are funded by the MA Rehabilitation Commission

9. What is the type of partnership agreement?

At the state level, several CILs are LTCOP contractors. At the local level, most AAAs/COFA's have highly functional working relationships. CILs are contractors of AAAs, members of NY Connects Long Term Care Councils and Chair those Councils in same areas

Contract for LCA

Oversight of CILs takes place within the same agency as the Division for Aging, CILs and AAAs work closely with agency through SILAS (Strengthening Independent Living and Aging Services), an advisory group focused on fostering greater collaboration between CIL and AAA network

Easter Seals

Collaborating on Lifespan Respite Grant and Voucher program

Epilepsy Foundation State/Regional Chapter

National Association of Mental Illness State/Regional Chapter

Serve on Mental Health Planning Council

National Autism Association State/Regional Chapter

National Multiple Sclerosis Society State/Regional Chapter

LSR Coalition Member

Collaborating on Lifespan Respite Grant and Voucher program

State Association for the Deaf

See State/Local section

Part of same department

United Cerebral Palsy

Other

Developing training program

MLTSS Steering Committee representative of AARP, PACE, ADRC, MCOs, Adult Day, Medicaid, DDD, DDS

Statewide ADRC Advisory Committee

13. Is your organization paid on a fee for service or per unit basis for performing any of the following services for a client?

Specify Other

N/A - DSAAPD is a State Agency and Delaware's ADRC is fully integrated into this agency

Veteran's program

None

Admin and other support, Marketing

14. [If any of the boxes are checked in previous question] What is the source of the fee for service or per unit payments?

Specify Other

N/A - DSAAPD is a State Agency and Delaware's ADRC is fully integrated into this agency

Money Follows the Person and Veteran Directed

Older Americans Act

APPENDIX J. PROCESS EVALUATION AAA SURVEY RESPONSE TABLES

Section A. Baseline Characteristics

1. Has your organization realized an improvement in ability to provide integrated, comprehensive access to long term care services and supports (e.g., provide one stop or streamlined benefits access, increase awareness of LTSS options, provide assistance to consumers such as counseling regarding LTSS choices or transitions from institutions back into the community) over the past 8* years?

	Frequency	Percentage
Yes	13	86.67
No	2	13.33
No response	0	0.00
Total	15	100

*The time frame is noted as 7 years in the AAA survey; however, due to a delay in fielding the survey, the time frame was changed to 8 years to capture the appropriate information.

2. Which have had the most positive impact on your organization s ability to provide integrated, comprehensive access to long term care services and supports (e.g., provide one stop or streamlined benefits access, increase awareness of LTSS options, provide assistance to consumers such as counseling regarding LTSS choices or transitions from institutions back into the community)? (Select up to two)

	Frequency	Percentage
Partnerships developed/expanded	12	80.00
Staffing changes	2	13.33
Shared Data	4	26.67
Focus on providing person-centered, self-directed services	4	26.67
Other, specify**	0	0.00

*Percentages do not add up to 100% as respondents could select more than one option.

**Free text responses accompanying this question are available in the appendix with supplemental questions.

4. Is your site interested in becoming an ADRC or becoming part of an ADRC in the future?

	Frequency	Percentage
Yes; If yes, what is your current stage or status in becoming an ADRC?	13	86.67
No; If no, please explain why you do not plan to become an ADRC?	2	13.33
Other, please specify	0	0.00
Total	15	100

Section B. Populations Served

7. For the following items, please indicate the demographic composition of your service area.

	Latino/Hispanic Origin	
	Frequency	Percentage
0%	0	0.00
>0-5%	8	53.33
6-10%	1	6.67
11-20%	3	20.00
>20%	2	13.33
No response	1	6.67
Total	15	100.00
Min (%)	0.50	
Max (%)	30.00	
Mean (%)	8.53	
Median (%)	4.70	
Mode (%)	1.00	

7. For the following items, please indicate the demographic composition of your service area. (This question applies to the community that [LOCAL AAA] serves.)

	Caucasian/White		Black or African American		American Indian or Alaska Native		Asian		Nation Hawaiian or Other Pacific Islander	
	Frequency	Percentage	Frequency	Percentage	Frequency	Percentage	Frequency	Percentage	Frequency	Percentage
0%	0	0.00	0	0.00	0	0.00	0	0.00	1	6.67
>0-5%	0	0.00	6	40.00	12	80.00	13	86.67	8	53.33
6-10%	0	0.00	2	13.33	0	0.00	0	0.00	0	0.00
11-20%	0	0.00	2	13.33	0	0.00	0	0.00	0	0.00
21-50%	1	6.67	4	26.67	0	0.00	0	0.00	0	0.00
51-75%	4	26.67	0	0.00	0	0.00	0	0.00	0	0.00
76-100%	10	66.67	0	0.00	0	0.00	0	0.00	0	0.00
No response	0	0.00	1	6.67	3	20.00	2	13.33	6	40.00
Total	15	100	15	100	15	100	15	100	15	100
Min (%)	48.00		0.11		0.02		0.06		0.00	
Max (%)	99.50		50.00		3.00		2.80		1.00	
Mean (%)	82.02		12.12		0.99		1.11		0.39	
Median (%)	85.10		7.35		1.00		1.00		0.15	
Mode (%)	73.00		1.00, 21.00		1.00, 0.40		1.00		0.10	

9. What percentage of your service area is living at or below the poverty line?		
	Frequency	Percentage
At or below the poverty line (those who specified a percentage)	12	80.00
Not sure, but a significant population lives under the poverty line	3	20.00
Not sure, but the population is small or negligible	0	0.00
Total	15	100

9a. What percent of your service area is living at or below the poverty line?		
	Frequency	Percentage
0%	0	0.00
>0-10%	1	0.67
11-25%	8	53.33
26-50%	1	0.67
51-100%	1	0.67
No response	4	26.67
Total	15	100
Min (%)	7.30	
Max (%)	53.90	
Mean (%)	19.50	
Median (%)	17.50	
Mode (%)	11.00	

10. What percentage of your service area is uninsured/does not have health insurance coverage?		
	Frequency	Percentage
Uninsured (those who specified a percentage)	6	40.00
Not sure, but a significant population is uninsured	7	46.67
Not sure, but the population is small or negligible	6	6.67
No Response	1	6.67
Total	15	100

10a. What percent of your service area is uninsured /does not have health insurance coverage?		
	Frequency	Percentage
0%	0	0.00
>0-10%	1	6.67
11-25%	5	33.33
26-50%	0	0.00
51-100%	0	0.00
No response	9	60.00
Total	15	100
Min (%)	7.00	
Max (%)	19.70	
Mean (%)	14.85	
Median (%)	16.25	
Mode (%)	No mode	

12. Within the last 12 months, has a community LTSS needs assessment been conducted?		
	Frequency	Percentage
Yes	2	13.33
No, but we did complete a community needs assessment within the past three years	9	60.00
No, but a community needs assessment was not completed within the past three years	3	20.00
No Response	1	6.67
Total	15	100.00

13. To what extent is each of the following a barrier for individuals seeking LTSS services approximately 8 years ago or if you do not have information that goes back that far, as far back as you do have information and currently?

	Prior								Currently							
	Not a barrier		Sometimes a barrier		Often a barrier		No response		Not a barrier		Sometimes a barrier		Often a barrier		No response	
	Freq.	%	Freq.	%	Freq.	%	Freq.	%	Freq.	%	Freq.	%	Freq.	%	Freq.	%
Lack of LTSS- Needed services are not offered	1	6.67	6	40.00	7	46.67	1	6.67	1	6.67	9	60.00	4	26.67	1	6.67
Lack of available LTSS slots (i.e. long waiting lists)	1	6.67	5	33.33	8	53.33	1	6.67	1	6.67	3	20.00	10	66.67	1	6.67
Poor service quality	9	60.00	4	26.67	1	6.67	1	6.67	9	60.00	5	33.33	0	0.00	1	6.67
Lack of health insurance	1	6.67	7	46.67	6	40.00	1	6.67	1	6.67	7	46.67	6	40.00	1	6.67
Providers not accepting consumers with Medicaid	1	6.67	9	60.00	4	26.67	1	6.67	1	6.67	7	46.67	6	40.00	1	6.67
Barriers based on consumer disabilities	2	13.33	10	66.67	2	13.33	1	6.67	2	13.33	11	73.33	1	6.67	1	6.67
Language barriers	7	46.67	6	40.00	1	6.67	1	6.67	6	40.00	7	46.67	1	6.67	1	6.67
Cultural barriers	7	46.67	6	40.00	1	6.67	1	6.67	8	53.33	5	33.33	1	6.67	1	6.67
Religious barriers	12	80.00	2	13.33	0	0.00	1	6.67	12	80.00	2	13.33	0	0.00	1	6.67
Sexual orientation barriers	12	80.00	2	13.33	0	0.00	1	6.67	12	80.00	2	13.33	0	0.00	1	6.67
People needing services do not have a permanent address	9	60.00	5	33.33	0	0.00	1	6.67	8	53.33	6	40.00	0	0.00	1	6.67
Consumers lack transportation	0	0.00	4	26.67	10	66.67	1	6.67	1	6.67	4	26.67	9	60.00	1	6.67
Stigma, discrimination and prejudice against older adults	8	53.33	6	40.00	0	0.00	1	6.67	8	53.33	6	40.00	0	0.00	1	6.67
Stigma, discrimination and prejudice against persons with disabilities	7	46.67	6	40.00	1	6.67	1	6.67	8	53.33	5	33.33	1	6.67	1	6.67
Providers have high staff turnover	4	26.67	4	26.67	6	40.00	1	6.67	3	20.00	7	46.67	4	26.67	1	6.67
Providers lack appropriate trained staff	4	26.67	8	53.33	2	13.33	1	6.67	5	33.33	7	46.67	2	13.33	1	6.67

13. To what extent is each of the following a barrier for individuals seeking LTSS services approximately 8 years ago or if you do not have information that goes back that far, as far back as you do have information and currently?

	Prior								Currently							
	Not a barrier		Sometimes a barrier		Often a barrier		No response		Not a barrier		Sometimes a barrier		Often a barrier		No response	
	Freq.	%	Freq.	%	Freq.	%	Freq.	%	Freq.	%	Freq.	%	Freq.	%	Freq.	%
Service provider hours/locations are hard to access	6	40.00	6	40.00	2	13.33	1	6.67	6	40.00	6	40.00	1	6.67	2	13.33
Other, please specify*	0	0.00	0	0.00	0	0.00	15	100	0	0.00	0	0.00	0	0.00	15	100

*Free text responses accompanying this question are available in the appendix with supplemental questions.

13. Please indicate the current availability of the following services within your service area.

	Adequate availability		Available but inadequate to meet the need		Not available		No response	
	Frequency	Percentage	Frequency	Percentage	Frequency	Percentage	Frequency	Percentage
Safe and affordable housing options	3	20.00	11	73.33	0	0.00	1	6.67
Peer support services/groups	4	26.67	9	60.00	1	6.67	1	6.67
HCBS Medicaid Waiver Programs	2	13.33	10	66.67	1	6.67	2	13.33
Caregiver Support (i.e. respite program, support groups, or counseling)	4	26.67	9	60.00	1	6.67	1	6.67
Nutrition Programs	6	40.00	8	53.33	0	0.00	1	6.67
Employment Services	5	33.33	8	53.33	1	6.67	1	6.67
Education services	11	73.33	3	20.00	0	0.00	1	6.67
Opportunities to develop advanced directives	8	53.33	6	40.00	0	0.00	1	6.67
Transportation services	3	20.00	11	73.33	0	0.00	1	6.67
Opportunities for socialization/recreation	5	33.33	7	46.67	1	6.67	1	6.67
Mental health services	2	13.33	11	73.33	1	6.67	1	6.67
Ombudsman services	11	73.33	3	20.00	0	0.00	1	6.67
Health prevention and screening services	5	33.33	9	60.00	0	0.00	1	6.67
Emergency services/crisis intervention	2	13.33	12	80.00	0	0.00	1	6.67
Transition programs (from hospitals, nursing homes etc.)	5	33.33	9	60.00	0	0.00	1	6.67
Nursing home (institutional) diversion program	7	46.67	7	46.67	0	0.00	1	6.67
Nursing home/residential beds	11	73.33	3	20.00	0	0.00	1	6.67
Income Assistance	2	13.33	11	73.33	1	6.67	1	6.67
Energy assistance	3	20.00	11	73.33	0	0.00	1	6.67
Personal Care services	3	20.00	11	73.33	0	0.00	1	6.67
Medicaid waivers	4	26.67	9	60.00	0	0.00	2	13.33
Independent living services (e.g., skills training, peer support)	2	13.33	9	60.00	3	20.00	1	6.67
Other, please specify*	0	0.00	0	0.00	0	0.00	15	100

*Free text responses accompanying this question are available in the appendix with supplemental questions.

13. For these services, to what extent is there provider choice both prior to receiving an ADRC grant and currently?

	Prior								Currently							
	No		Limited		Adequate		No response		No		Limited		Adequate		No response	
	Freq.	%	Freq.	%	Freq.	%	Freq.	%	Freq.	%	Freq.	%	Freq.	%	Freq.	%
Safe and affordable housing options	2	13.33	8	53.33	4	26.67	2	6.67	2	13.33	6	40.00	6	40.00	1	6.67
Peer support services/groups	1	6.67	8	53.33	5	33.33	1	6.67	1	6.67	8	53.33	5	33.33	1	6.67
HCBS Medicaid Waiver Programs	2	13.33	8	20.00	3	20.00	2	13.33	2	13.33	8	53.33	3	20.00	2	13.33
Caregiver Support (i.e. respite program, support groups, or counseling)	2	13.33	9	60.00	3	20.00	1	6.67	2	13.33	8	53.33	4	26.67	1	6.67
Nutrition Programs	1	6.67	6	40.00	7	46.67	1	6.67	1	6.67	8	53.33	5	33.33	1	6.67
Employment Services	0	0.00	10	66.67	4	26.67	1	6.67	2	13.33	9	60.00	3	20.00	1	6.67
Education services	1	6.67	5	33.33	8	53.33	1	6.67	1	6.67	5	33.33	7	46.67	2	13.33
Opportunities to develop advanced directives	0	0.00	7	46.67	7	46.67	1	6.67	0	0.00	6	40.00	8	53.33	1	6.67
Transportation services	0	0.00	13	86.67	1	6.67	1	6.67	1	6.67	10	66.67	3	20.00	1	6.67
Opportunities for socialization/recreation	0	0.00	9	60.00	5	33.33	1	6.67	0	0.00	7	46.67	7	46.67	1	6.67
Mental health services	2	13.33	11	73.33	1	6.67	1	6.67	2	13.33	11	73.33	1	6.67	1	6.67
Ombudsman services	-	-	6	40.00	8	53.33	1	6.67	0	0.00	5	33.33	9	60.00	1	6.67
Health prevention and screening services	1	6.67	8	53.33	5	33.33	1	6.67	0	0.00	8	53.33	6	40.00	1	6.67
Emergency services/crisis intervention	1	6.67	11	73.33	2	13.33	1	6.67	1	6.67	12	80.00	1	6.67	1	6.67
Transition programs (from hospitals, nursing homes etc.)	2	13.33	9	60.00	3	20.00	1	6.67	0	0.00	11	73.33	3	20.00	1	6.67
Nursing home (institutional) diversion program	0	0.00	9	60.00	5	33.33	1	6.67	1	6.67	7	46.67	6	40.00	1	6.67
Nursing home/residential beds	0	0.00	5	33.33	9	60.00	1	6.67	0	0.00	4	26.67	10	66.67	1	6.67
Income Assistance	2	13.33	12	80.00	-	-	1	6.67	2	13.33	12	80.00	-	-	1	6.67
Energy assistance	-	-	12	80.00	2	13.33	1	6.67	-	-	12	80.00	2	13.33	1	6.67

13. For these services, to what extent is there provider choice both prior to receiving an ADRC grant and currently?

	Prior								Currently							
	No		Limited		Adequate		No response		No		Limited		Adequate		No response	
	Freq.	%	Freq.	%	Freq.	%	Freq.	%	Freq.	%	Freq.	%	Freq.	%	Freq.	%
Personal Care services	1	6.67	13	86.67	-	-	1	6.67	1	6.67	11	73.33	2	13.33	1	6.67
Medicaid waivers	1	6.67	9	20.00	3	20.00	2	13.33	1	6.67	9	60.00	3	20.00	2	13.33
Independent living services (e.g., skills training, peer support)	3	20.00	8	53.33	3	20.00	1	6.67	3	20.00	9	60.00	2	13.33	1	6.67
Other, please specify*	0	0.00	1	6.67	0	0.00	14	93.33	0	0.00	0	0.00	0	0.00	15	100

*Free text responses accompanying this question are available in the appendix with supplemental questions.

14. How many consumers of each type were served in the most recent 6 months period (October 2012 March 2013)? This question is specific to the consumers who access LOCAL AAA services such as I&R/I&A, benefits or options counseling, Information and referral services, services to support transitions from residential or institutional facilities to the community.

	Total Number of Older Adults (60+)	
	Frequency	Percentage
0-100	0	0.00
101-500	2	13.33
501-1000	1	6.67
1001-2500	0	0.00
2501-5000	1	6.67
5001-10,000	0	0.00
>10,000	2	13.33
No response	9	60.00
Total	15	100
Min	250	
Max	43,939	
Mean	10,199	
Median	1,757	
Mode	No mode	

14. How many consumers of each type were served in the most recent 6 months period (October 2012 March 2013)? This question is specific to the consumers who access LOCAL AAA services such as I&R/I&A, benefits or options counseling, Information and referral services, services to support transitions from residential or institutional facilities to the community.

Consumers Under 60

	0		>0-25		26-50		51-100		101-200		>200		No response		Range		Mean	Median	Mode
	Freq.	%	Freq.	%	Freq.	%	Freq.	%	Freq.	%	Freq.	%	Freq.	%	Min	Max			
Individuals with Disabilities																			
Physical Disabilities	0	0.00	1	6.67	0	0.00	2	13.33	1	6.67	0	0.00	11	73.33	12	167	84.75	80	No mode
Cognitive Impairment	0	0.00	3	20.00	0	0.00	0	0.00	0	0.00	0	0.00	12	80.00	4	15	10.33	12	4,12,15
Intellectual Disabilities	0	0.00	1	6.67	2	13.33	0	0.00	0	0.00	0	0.00	12	80.00	5	45	25.67	27	5,27,45
Developmental Disabilities	0	0.00	3	20.00	0	0.00	0	0.00	0	0.00	0	0.00	12	80.00	3	25	11.33	6	3,6,25
Mental Illness	0	0.00	2	13.33	0	0.00	0	0.00	0	0.00	0	0.00	13	86.67	1	15	8	8	1,15
Multiple Disabilities	0	0.00	1	6.67	0	0.00	2	13.33	0	0.00	0	0.00	12	80.00	25	75	55	65	25,65,75
Caregivers																			
Informal/family caregiver	0	0.00	2	13.33	1	6.67	2	13.33	1	6.67	0	0.00	9	60.00	2	93	62.17	47.5	No mode
Paid Caregiver	0	0.00	3	20.00	0	0.00	0	0.00	0	0.00	0	0.00	12	80.00	5	15	8.67	6	5,15
Health and Human Services Professional	1	6.67	1	6.67	0	0.00	0	0.00	0	0.00	0	0.00	13	86.67	0	8	8	8	8
Special Subpopulations																			
Traumatic Brain Injury (TBI)	0	0.00	4	26.67	0	0.00	0	0.00	0	0.00	0	0.00	11	73.33	1	10	3.5	4.5	1
Emergent/ Emergency Cases	0	0.00	3	20.00	0	0.00	0	0.00	0	0.00	0	0.00	12	80.00	1	10	5.33	5	1,5,10
Low income	0	0.00	1	6.67	0	0.00	1	6.67	1	6.67	1	6.67	11	73.33	25	506	177.25	89	No mode
Limited English proficiency	0	0.00	0	0.00	1	6.67	1	6.67	0	0.00	0	0.00	13	86.67	50	67	58.5	58.5	50,67
Is the LOCAL AAA making any special efforts to target a particular population not listed above? If yes, please specify*	0	0.00	0	0.00	0	0.00	0	0.00	0	0.00	0	0.00	15	100	N/A	N/A	N/A	N/A	N/A
Other, please specify*	0	0.00	0	0.00	0	0.00	0	0.00	0	0.00	0	0.00	15	100	N/A	N/A	N/A	N/A	N/A

*Free text responses accompanying this question are available in the appendix with supplemental questions.

14. How many consumers of each type were served in the most recent 6 months period (October 2012 March 2013)? This question is specific to the consumers who access LOCAL AAA services such as I&R/I&A, benefits or options counseling, Information and referral services, services to support transitions from residential or institutional facilities to the community.

Consumers 60 and over (Currently)

	0		>0-25		26-50		51-100		101-200		>200		No response		Range		Mean	Median	Mode
	Freq.	%	Freq.	%	Freq.	%	Freq.	%	Freq.	%	Freq.	%	Freq.	%	Min	Max			
Individuals with Disabilities																			
Physical Disabilities	0	0.00	1	6.67	0	0.00	0	0.00	3	20.00	1	6.67	10	66.67	25	3261	738	115	No mode
Cognitive Impairment	0	0.00	1	6.67	1	6.67	0	0.00	2	13.33	0	0.00	11	73.33	16	142	77.5	76	No mode
Intellectual Disabilities	0	0.00	1	6.67	0	0.00	0	0.00	1	6.67	0	0.00	13	86.67	20	157	88.5	88.5	20,157
Developmental Disabilities	0	0.00	1	6.67	0	0.00	1	6.67	0	0.00	0	0.00	13	86.67	5	89	47	47	5,89
Mental Illness	0	0.00	1	6.67	0	0.00	1	6.67	0	0.00	0	0.00	13	86.67	2	80	41	41	2,80
Multiple Disabilities	0	0.00	1	6.67	0	0.00	0	0.00	0	0.00	3	20.00	11	73.33	20	3261	936.75	233	2,80
Caregivers																			
Informal/family caregiver	0	0.00	0	0.00	0	0.00	2	13.33	1	6.67	2	13.33	10	66.67	6	600	240.8	150	No mode
Paid Caregiver	1	6.67	1	6.67	0	0.00	0	0.00	1	6.67	0	0.00	12	80.00	0	150	83	83	5,150
Health and Human Services Professional	1	6.67	1	6.67	0	0.00	0	0.00	0	0.00	0	0.00	13	86.67	0	25	25	25	25
Special Subpopulations																			
Traumatic Brain Injury (TBI)	0	0.00	1	6.67	0	0.00	0	0.00	0	0.00	0	0.00	14	93.33	9	9	9	9	9
Emergent/Emergency Cases	0	0.00	3	20.00	0	0.00	0	0.00	0	0.00	0	0.00	11	73.33	11	75	29.75	16.5	No mode
Low income	0	0.00	0	0.00	0	0.00	0	0.00	1	6.67	3	20.00	11	73.33	175	9785	2802.75	625.5	No mode
Limited English proficiency	0	0	0	0.00	0	0.00	0	0.00	0	0.00	2	13.33	13	86.67	628	2609	1618.5	1618.5	628,2609
Is the LOCAL AAA making any special efforts to target a particular population not listed above? If yes, please specify*	0	0.00	0	0.00	0	0.00	0	0.00	0	0.00	1	6.67	14	93.33	4200	4200	4200	4200	4200
Other, please specify*	0	0.00	0	0.00	0	0.00	0	0.00	0	0.00	0	0.00	15	100	N/A	N/A	N/A	N/A	N/A

*Free text responses accompanying this question are available in the appendix with supplemental questions.

14b. Over the past 8 years, the number of clients under 60 served by LOCAL AAA has :

	Frequency	Percentage
Significantly increased	8	53.33
Significantly decreased	0	0.00
Stayed the same	5	33.33
No response	2	13.33
Total	15	100

15b. Over the past 8 years, the number of consumers 60 and over served by LOCAL AAA has :

	Frequency	Percentage
Significantly increased	9	60.00
Significantly decreased	0	0.00
Stayed the same	3	20.00
No response	3	20.00
Total	15	100

16b. Over the past 8 years, the number of consumers with physical disabilities served by LOCAL AAA has:

	Frequency	Percentage
Significantly increased	7	46.67
Significantly decreased	0	0.00
Stayed the same	6	40.00
No response	2	13.33
Total	15	100

17b. Over the past 8 years, the number of consumers with mental/emotional disabilities served by LOCAL AAA has:

	Frequency	Percentage
Significantly increased	5	33.33
Significantly decreased	0	0.00
Stayed the same	7	46.67
No response	3	20.00
Total	15	100

18b. Over the past 8 years, the number of consumers with multiple disabilities served by LOCAL AAA has:

	Frequency	Percentage
Significantly increased	7	46.67
Significantly decreased	0	0.00
Stayed the same	6	40.00
No response	2	13.33
Total	15	100

19b. Over the past 8 years, the number caregivers served by LOCAL AAA has:

	Frequency	Percentage
Significantly increased	12	80.00
Significantly decreased	0	0.00
Stayed the same	1	6.67
No response	2	13.33
Total	15	100

Section C: Service Provision

20. How frequently do consumers ask about the following?										
	Frequently		Sometimes		Infrequently		Never		No response	
	Freq.	%	Freq.	%	Freq.	%	Freq.	%	Freq.	%
Advanced directives	4	26.67	6	40.00	4	26.67	0	0.00	1	6.67
Advocacy	6	40.00	6	40.00	2	13.33	0	0.00	1	6.67
Caregiver support	13	86.67	1	6.67	0	0.00	0	0.00	1	6.67
Respite services	12	80.00	2	13.33	0	0.00	0	0.00	1	6.67
Chronic health conditions	7	46.67	7	46.67	0	0.00	0	0.00	1	6.67
Education	0	0.00	6	40.00	8	53.33	0	0.00	1	6.67
Employment	2	13.33	6	40.00	4	26.67	2	13.33	1	6.67
Energy assistance	9	60.00	3	20.00	2	13.33	0	0.00	1	6.67
Home modification	11	73.33	2	13.33	1	6.67	0	0.00	1	6.67
Affordable housing	9	60.00	5	33.33	0	0.00	0	0.00	1	6.67
Income Assistance	11	73.33	3	20.00	0	0.00	0	0.00	1	6.67
Medicaid eligibility and services	12	80.00	2	13.33	0	0.00	0	0.00	1	6.67
Medicare eligibility and services	13	86.67	1	6.67	0	0.00	0	0.00	1	6.67
Mental/behavioral health services	2	13.33	9	60.00	3	20.00	0	0.00	1	6.67
Nutrition services	10	66.67	4	26.67	10	66.67	0	0.00	1	6.67
Ombudsman/abuse or neglect issues	9	60.00	5	33.33	0	0.00	0	0.00	1	6.67
Independent living services	7	46.67	7	46.67	0	0.00	0	0.00	1	6.67
Personal care/attendant care services	10	66.67	3	20.00	1	6.67	0	0.00	1	6.67
Preventative health services	2	13.33	9	60.00	3	20.00	0	0.00	1	6.67
Recreation opportunities	1	6.67	5	33.33	6	40.00	1	6.67	2	13.33
Services for emergent care/crisis intervention	0	0.00	11	73.33	3	20.00	0	0.00	1	6.67
Support groups	4	26.67	7	46.67	3	20.00	0	0.00	1	6.67
Transition services	5	33.33	5	33.33	4	26.67	0	0.00	1	6.67
Transportation	11	73.33	3	20.00	0	0.00	0	0.00	1	6.67
Other, specify*	0	0.00	0	0.00	0	0.00	0	0.00	15	100

*Free text responses accompanying this question are available in the appendix with supplemental questions.

21. Does [Local AAA] engage in advocacy activities for older adults?		
	Frequency	Percentage
Yes	14	93.33
No	0	0.00
No Response	1	6.67

Total	15	100
--------------	----	-----

22. Does [Local AAA] engage in advocacy activities for persons with disabilities?

	Frequency	Percentage
Yes	10	66.67
No	3	20.00
No Response	2	13.33
Total	15	100

23a. Is diversion from nursing home or other institutional residential facilities an outcome sought to be achieved?

	Frequency	Percentage
Yes	13	86.67
No	1	6.67
No Response	1	6.67
Total	15	100

23b. How is [Local AAA] measuring and tracking this?

	Frequency	Percentage
Staff track using standard electronic system	7	46.67
Staff track using hardcopy/paper system	2	13.33
An external group (e.g., an evaluator, auditor) tracks using a standard system	1	6.67
Staff track using an informal system	2	13.33
No Response	3	20.00
Other, specify*	0	0.00
Total	15	100

*Free text responses accompanying this question are available in the appendix with supplemental questions.

24. Does your organization provide transition services to consumers discharged from an acute care setting?

	Frequency	Percentage
Yes	4	26.67
No	10	66.67
No Response	1	6.67
Total	15	100

25. [Local AAA] Clients provided Care Coordination/ Transition Assistance

	0		>0-100		101-200		201-300		301-400		>400		No Response		Range		Mean	Median	Mode
	#	%	#	%	#	%	#	%	#	%	#	%	#	%	Min	Max			
Number of individuals assisted with transition from hospital ONLY through formal care transition programs (evidence-based CT intervention or innovative model)	0	0.00	1	6.67	0	0.00	1	6.67	0	0.00	0	0.00	13	86.67	14	211	112.5	112.5	14,211
Number of participants carried over from last 6 months (October 2012-March 2013) (started program within last 6 months and continued with the intervention)	1	6.67	1	6.67	0	0.00	0	0.00	0	0.00	0	0.00	13	86.67	0	85	85	85	85
Number of participants whose cases were closed during the last 6 months (October 2012-March 2013) (i.e., participants whose transition services were ended either because of a readmission or new admission to a care facility or because the transition period ended)	0	0.00	1	6.67	1	6.67	0	0.00	0	0.00	0	0.00	13	86.67	4	126	65	65	4,126

25. [Local AAA] Clients provided Care Coordination/ Transition Assistance																			
	0		>0-100		101-200		201-300		301-400		>400		No Response		Range		Mean	Median	Mode
	#	%	#	%	#	%	#	%	#	%	#	%	#	%	Min	Max			
Number of participants that readmitted within 30 days of discharge	0	0.00	2	13.33	0	0.00	0	0.00	0	0.00	0	0.00	13	86.67	1	16	8.5	8.5	1,16
Number of participants that readmitted within 30 days and re-entered the care transition program	1	6.67	1	6.67	0	0.00	0	0.00	0	0.00	0	0.00	13	86.67	0	2	2	2	2

26. What is the number of the individuals who were assisted with transition from hospital through formal care transitions intervention in this [Local AAA] program service area in this reporting period by participating hospital?

	0		>0-200		201-400		401-600		601-800		No Response		Range		Mean	Median	Mode
	Freq.	%	Freq.	%	Freq.	%	Freq.	%	Freq.	%	Freq.	%	Min	Max			
No. of Individuals for Hospital 1	0	0	1	6.67	1	6.67	0	0.00	0	0.00	13	86.67	14	211	112.5	112.5	14,211
No. of Individuals for Hospital 2	0	0.00	0	0.00	0	0.00	0	0.00	0	0.00	15	100	0	0	NA	NA	NA
No. of Individuals for Hospital 3	0	0.00	0	0.00	0	0.00	0	0.00	0	0.00	15	100	0	0	NA	NA	NA

27. What is the number of the individuals who were assisted with transition from hospital through formal care transitions intervention on across all participating hospitals in this [Local AAA] program service area this reporting period by age group?

	0		>0 250		251 500		501 750		751 1000		>1000		No Response		Range		Mean	Median	Mode
	#	%	#	%	#	%	#	%	#	%	#	%	#	%	Min	Max			
Aged 60 and Over	0	0.00	2	13.33	0	0.00	0	0.00	0	0.00	0	0.00	13	86.67	174	211	192.5	192.5	174,211
Under Age 60	0	0.00	0	0.00	0	0.00	0	0.00	0	0.00	0	0.00	15	100.00	0	0	NA	NA	NA

Age unknown	0	0.00	0	0.00	0	0.00	0	0.00	0	0.00	0	0.00	15	100.00	0	0	NA	NA	NA
------------------------	---	------	---	------	---	------	---	------	---	------	---	------	----	--------	---	---	----	----	----

28. What is the number of the individuals who were assisted with transition from hospital through formal care transitions intervention in this [Local AAA] program service area this reporting period by health insurance group?

	0		>0-100		101-200		201-300		301-400		>400		No Response		Range		Mean	Median	Mode
	#	%	#	%	#	%	#	%	#	%	#	%	#	%	Min	Max			
Medicare	0	0.00	0	0.00	2	13.33	0	0.00	0	0.00	0	0.00	13	86.67	167	174	170.50	170.50	167, 174
Medicaid	0	0.00	1	6.67	0	0.00	0	0.00	0	0.00	0	0.00	14	93.33	40	40	40	40	40
Dual-Eligible	0	0.00	0	0.00	0	0.00	0	0.00	0	0.00	0	0.00	15	100	0	0.00	0	0.00	0
No insurance	0	0.00	1	6.67	0	0.00	0	0.00	0	0.00	0	0.00	14	93.33	4	4	4	4	4
Private insurance	0	0.00	0	0.00	0	0.00	0	0.00	0	0.00	0	0.00	15	100	NA	NA	NA	NA	NA
Veterans Admin on Services	0	0.00	0	0.00	0	0.00	0	0.00	0	0.00	0	0.00	15	100	NA	NA	NA	NA	NA
Other unknown	0	0.00	0	0.00	0	0.00	0	0.00	0	0.00	0	0.00	0	0.00	NA	NA	NA	NA	NA

29. What is the number of the individuals who were assisted with transition from hospital through formal care transitions intervention across all participating hospitals in this [Local AAA] program service area in the past 6 months (October 2012 March 2013) who were referred to one or more health/prevention programs?

	0		>0-25		26-50		51-75		76-100		>100		No response		Range		Mean	Median	Mode
	#	%	#	%	#	%	#	%	#	%	#	%	#	%	Min	Max			
Chronic Disease Self-Management Program	1	6.67	0	0.00	0	0.00	0	0.00	0	0.00	0	0.00	14	93.33	0	0	NA	NA	NA
Diabetes Self-Management Program	1	6.67	0	0.00	0	0.00	0	0.00	0	0.00	0	0.00	14	93.33	0	0	NA	NA	NA
Exercise Program	0	0.00	0	0.00	0	0.00	1	6.67	0	0.00	0	0.00	14	93.33	70	70	70	70	70
Mental Health and Substance Misuse	0	0.00	1	6.67	0	0.00	0	0.00	0	0.00	0	0.00	14	93.33	2	2	2	2	2
Falls Management and Prevention	1	6.67	0	0.00	0	0.00	0	0.00	0	0.00	0	0.00	14	93.33	0	0	NA	NA	NA
Alzheimer's program	1	6.67	0	0.00	0	0.00	0	0.00	0	0.00	0	0.00	14	93.33	0	0	NA	NA	NA
Medication Management	0	0.00	0	0.00	0	0.00	0	0.00	0	0.00	1	6.67	14	93.33	140	140	140	140	140
Home injury/ Risk Screenings	0	0.00	0	0.00	0	0.00	0	0.00	0	0.00	1	6.67	14	93.33	140	140	140	140	140
Other	0	0.00	0	0.00	0	0.00	0	0.00	0	0.00	0	0.00	15	100	N/A	N/A	N/A	N/A	N/A

30a. What is the number of the individuals who were assisted with transition from hospital through formal care transitions intervention across all participating hospitals in this [Local AAA] program service area in this reporting period that were referred to one or more of the following long term services or supports?

	0		>0-25		26-50		51-75		76-100		>100		No response		Range		Mean	Median	Mode
	#	%	#	%	#	%	#	%	#	%	#	%	#	%	Min	Max			
Additional Options Counseling	0	0.00	1	6.67	0	0.00	0	0.00	0	0.00	3	20.00	11	73.33	6	574	230.25	170.5	No mode
Home Delivered meals	0	0.00	3	20.00	0	0.00	0	0.00	0	0.00	2	13.33	10	66.67	2	642	160.8	25	No mode
Nutrition services or nutrition counseling	0	0.00	0	0.00	0	0.00	1	6.67	0	0.00	2	13.33	12	80.00	52	1468	550	130	52,130,1468
Care giver support	0	0.00	2	13.33	0	0.00	1	6.67	1	6.67	1	6.67	10	66.67	2	254	82	70	No mode
Personal care/homemaker/ chore maker services	0	0.00	1	6.67	0	0.00	1	6.67	0	0.00	1	6.67	12	80.00	15	105	57.33	52	15,52,105
Transportation	0	0.00	4	26.67	0	0.00	0	0.00	0	0.00	0	0.00	11	73.33	4	25	16.5	18.5	No mode

31a. Do you have a marketing plan?		
	Frequency	Percentage
Yes, our marketing plan is operational	5	33.33
Yes, we have a plan but it is not operational yet	3	20.00
No, we don't have a plan at this time	5	33.33
No Response	2	13.33
Total	15	100

31b. Does [Local AAA] utilize a standard operating procedure to assess consumer need?		
	Frequency	Percentage
Always	9	60.00
Sometimes	3	20.00
Never	1	6.67
No Response	2	13.33
Total	15	100

32. Is the consumer assessment tool and/or basic consumer needs assessment process common across partner organizations?		
	Frequency	Percentage
Yes, common across all partners	5	33.33
Yes, common across some partners	5	33.33
No, each partner organization uses their own assessment tool/process	3	20.00
No Response	2	13.33
Total	15	100

33. Does your organization/network provide "Options Counseling" or other one or one counseling designed to support consumers ability to make informed decisions about their long term care?		
	Frequency	Percentage
Yes	8	53.33
No	5	33.33
No Response	2	13.33
Total	15	100

34. Referrals to Public and Private Services this Reporting Period																			
	0		>0-1000		1001-2000		2001-3000		3001-4000		>4000		No response		Range		Mean	Median	Mode
	#	%	#	%	#	%	#	%	#	%	#	%	#	%	Min	Max			
What is the number of Local AAA clients referred to or given an application for a public program, including Older Americans Act; Medicare; Medicaid; Food Stamps; TANF; Social Security (SSI or SSDI); LI-HEAP; VDHCBS; Other State-funded and county-funded programs for Medicaid; Other?	0	0.00	5	33.33	0	0.00	0	0.00	0	0.00	1	6.67	9	60.00	40	12,379	2400	528.5	No mode
What is the number of Local AAA clients referred to some other type of service (non-public services, resources or program)?	0	0.00	5	33.33	0	0.00	0	0.00	0	0.00	1	6.67	9	60.00	20	12,000	2225	245.5	No mode
What is the number of Local AAA clients that were not referred to any type of service?	2	13.33	3	20	0	0.00	0	0.00	0	0.00	0	0.00	10	66.67	0	374	139	40	3,40,374
What is the number of Local AAA Unknown clients (remainder of all clients)?	2	13.33	2	13.33	0	0.00	0	0.00	0	0.00	0	0.00	11	73.33	0	25	15	15	5,25
Total	0	0.00	4	26.67	1	6.67	0	0.00	0	0.00	1	6.67	9	60.00	135	12,379	2613	703.5	No mode

35. [Local AAA] Clients provided Options Counseling by age during this Reporting period.																			
	0		>0-1000		1001-2000		2001-3000		3001-4000		>4000		No Response		Range		Mean	Median	Mode
	Freq.	%	Freq.	%	Freq.	%	Freq.	%	Freq.	%	Freq.	%	Freq.	%	Min	Max			
Clients Aged 60 and Over	0	0.00	4	26.67	0	0.00	0	0.00	0	0.00	1	6.67	10	66.67	10	12,305	2726.4	557	No mode
Clients Under Aged 60	0	0.00	5	33.33	0	0.00	0	0.00	0	0.00	0	0.00	10	66.67	11	150	97	104	No mode
Clients Age Unknown	2	13.33	0	0.00	0	0.00	0	0.00	0	0.00	0	0.00	13	86.67	0	0	NA	NA	NA
Total	0	0.00	4	26.67	0	0.00	0	0.00	0	0.00	1	6.67	10	66.67	21	12,379	2823	672	No mode

35. [Local AAA] Clients provided Options Counseling by method during this Reporting period.																			
	0		>0-1000		1001-2000		2001-3000		3001-4000		>4000		No Response		Range		Mean	Median	Mode
	Freq.	%	Freq.	%	Freq.	%	Freq.	%	Freq.	%	Freq.	%	Freq.	%	Min	Max			
In Person	0	0.00	3	20.00	0	0.00	0	0.00	0	0.00	1	6.67	11	73.33	218	10,522	2911.5	453	No mode
By Phone	0	0.00	3	20.00	1	6.67	0	0.00	0	0.00	0	0.00	11	73.33	71	1857	633	302	No mode
Electronic Communication (e.g., email or website chat)	0	0.00	2	13.33	0	0.00	0	0.00	0	0.00	0	0.00	13	86.67	37.5	25	50	37.5	25,30
Total	0	0.00	2	13.33	0	0.00	0	0.00	0	0.00	1	6.67	12	80.00	4515.3	495	12,379	672	No mode

35. [Local AAA] Clients provided Options Counseling by setting during this Reporting period.																			
	0		>0-1000		1001-2000		2001-3000		3001-4000		>4000		No Response		Range		Mean	Median	Mode
	Freq.	%	Freq.	%	Freq.	%	Freq.	%	Freq.	%	Freq.	%	Freq.	%	Min	Max			
Local AAA	0	0.00	4	26.67	0	0.00	0	0.00	0	0.00	0	0.00	11	73.33	177	300	218.75	199	No mode
Hospital	1	6.67	2	13.33	0	0.00	0	0.00	0	0.00	0	0.00	12	80.00	0	35	20	20	5,35
Nursing facility/ Institution	0	0.00	4	26.67	0	0.00	0	0.00	0	0.00	0	0.00	11	73.33	12	150	50.5	20	No mode
At the client's community residence	2	13.33	1	13.33	0	0.00	0	0.00	0	0.00	1	6.67	11	73.33	0	11,894	4185.33	464	198, 464, 11,894
Other	0	0.00	2	13.33	0	0.00	0	0.00	0	0.00	0	0.00	13	86.67	51	226	138.5	138.5	51,226
Total	0	0.00	3	20.00	0	0.00	0	0.00	0	0.00	1	6.67	11	73.33	192	12,379	3487.5	689.5	No mode

35. [Local AAA] Clients provided Feedback about Options Counseling during this Reporting period.																			
	0		>0-200		201-400		401-600		601-800		800-1000		No Response		Range		Mean	Median	Mode
	Freq.	%	Freq.	%	Freq.	%	Freq.	%	Freq.	%	Freq.	%	Freq.	%	Min	Ma x			
What is the number of LOCAL AAA Clients who report that options counseling enabled them to make well informed decisions about their LTSS?	0	0.00	1	6.67	3	20.00	0	0.00	0	0.00	0	0.00	11	73.33	64	350	275.00	343	No mode
What is the number of LOCAL AAA clients surveyed this reporting period?	1	6.67	1	6.67	0	0.00	1	6.67	1	6.67	0	0.00	11	73.33	0	672	430.67	520	100, 520, 672

36. Does [Local AAA] or network have a standardized tool or process to provide options counseling?		
	Frequency	Percentage
Yes	7	46.67
No	4	26.67
Not applicable	1	6.67
Don't know	1	6.67
No Response	2	13.33
Total	15	100.00

37. Average monthly Public LTSS Program Enrollment in WHOLE [Local AAA] SERVICE AREA:
 This set of questions is asking about all current enrollment levels in these programs in the Local AAA service area.

	0		>0-1000		1001-2000		2001-3000		3001-4000		>4000		No Response		Range		Mean	Median	Mode
	#	%	#	%	#	%	#	%	#	%	#	%	#	%	Min	Max			
What is the average number of individuals enrolled in Medicaid HCBS Waivers in Local AAA Service area each month?	1	6.67	7	46.67	0	0.00	0	0.00	0	0.00	0	0.00	7	46.67	0	471	180	111	No mode
What is the average number of individuals enrolled in Medicaid residing in institutions in Local AAA Service area each month?	1	6.67	3	20.00	0	0.00	2	13.33	0	0.00	0	0.00	9	60.00	0	2,562	975.2	15	No mode
What is the average number of individuals enrolled in other public LTSS programs in Local AAA Service area each month? Please list LTSS programs and HCBS waivers (e.g., aged and disabled, MR/DD) that individuals are enrolled in	2	13.33	3	20.00	0	0.00	0	0.00	0	0.00	2	13.33	8	53.33	0	17,787	4875	55	No Mode

38.Total New Enrollment among [Local AAA] CLIENTS ONLY in Public LTSS Programs																			
	0		>0-1000		1001-2000		2001-3000		3001-4000		>4000		No Response		Range		Mean	Median	Mode
	#	%	#	%	#	%	#	%	#	%	#	%	#	%	Min	Max			
What is the LOCAL AAA Clients who are newly enrolled into a Medicaid HCBS Waiver (including individuals enrolled by LOCAL AAA staff and individual referred for assessment/application by LOCAL AAA staff)?	0	0.00	4	26.67	0	0.00	0	0.00	0	0.00	0	0.00	11	73.33	2	404	164.0 0	125.00	No mode
What is the LOCAL AAA Clients who are newly enrolled into a Medicaid institutional services (including individuals enrolled by LOCAL AAA staff and individual referred for assessment/application by LOCAL AAA staff)?	0	0.00	3	20.00	0	0.00	0	0.00	0	0.00	0	0.00	12	80.00	36.00	215.0 0	98.67	45.00	36,45,215
What is the total number of clients newly enrolled in other public LTSS programs in LOCAL AAA Service Area month (should include LOCAL AAA Clients and might include Non-LOCAL AAA clients)?	1	6.67	3	20.00	0	0.00	0	0.00	0	0.00	0	0.00	11	73.33	0.00	500.0 0	194.0 0	50.00	32,50,500

39. For data collected on consumers, are staff required to follow the Alliance of Information and Referral Systems (AIR) standards?

	Frequency	Percentage
Yes, with all consumers	3	20.00
Yes, with specific groups of consumers- Please specify	0	0.00
Never	4	26.67
No Response	8	53.33
Total	15	100

40. Does [Local AAA] have a database /MIS that does any of the following? (Select all that apply)

	Frequency	Percentage*
Track consumer requests for information and referrals	7	46.67
Track referrals made to consumers	5	33.33
Maintain records on individual consumers	8	53.33
Maintain a list of services/service providers	11	73.33
Links to other databases (e.g., Medicaid waiver tracking systems, Money Follows the Person tracking system). If yes, specify _____	3	20.00
Other, specify**	0	0.00

* Percentages do not add up to 100% as respondents could select more than one option.

**Free text responses accompanying this question are available in the appendix with supplemental questions.

41. Do operational partners have access to data about their operations such as data about your consumers/services? If yes, for what purposes? (review client information, input client demographic information, input referrals, input service utilization information, review client service utilization, obtain summary reports on clients and/or services)

	Frequency	Percentage
Yes	4	26.67
No, but there are plans to develop that capacity	3	20.00
No, and there are no current plans to do this	4	26.67
No Response	4	26.67
Total	15	100

42. Do service providers have data about your consumers? If yes, for what purposes? (review client information, input client demographic information, input referrals, input service utilization information, review client service utilization, obtain summary reports on clients and/or services)

	Frequency	Percentage
Yes (Specify)	3	20.00
No, but there are plans to develop that capacity	4	26.67
No, and there are no current plans to do this	5	33.33
No Response	3	20.00
Total	15	100

42a. Do staff follow up with consumers after their initial contact with your organization?

	Frequency	Percentage
Always	12*	80.00*
Sometimes – Under what Circumstances _____	0	0.00
Never	0	0.00
No Response	3*	20.00*
Total	15	100

*These numbers are updated based on the extra information available from questions 42b, 42c and 42d.

42b. How many times does staff follow up with consumers after their initial contact with your organization?

	Frequency	Percentage
Once	4	26.67
Multiple times	8	53.33
No Response	3	20.00
Total	15	100

42c. What is the approximate timing of the first follow up with consumers after their initial contact with your organization?

	Frequency	Percentage
One to two weeks after service	10	66.67
Three weeks after service	0	0.00
One to two months after service	2	13.33
Three to five months after service	0	0.00
Six months after service	0	0.00
One year or longer after service	0	0.00
No Response	3	20.00
Total	15	100

42d. What is the approximate timing of the last follow up with consumers after their initial contact with your organization?

	Frequency	Percentage
One week after the service	2	13.33
Two weeks after the service	4	26.67
Three weeks after service	1	6.67

42d. What is the approximate timing of the last follow up with consumers after their initial contact with your organization?

	Frequency	Percentage
One to two months after service	2	13.33
Three to five months after service	1	6.67
Six months after service	0	0.00
One year or longer after service	1	6.67
No Response	4	26.67
Total	15	100

43. When consumers are referred to other agencies or organizations, are those providers contacted as a part of the follow up procedure?

	Frequency	Percentage
Always	4	26.67
Sometimes – Under what circumstances	0	0.00
Never	0	0.00
No Response	11	73.33
Total	15	100

44. Approximately what percentage of consumers who are referred to other organizations receive a “warm transfer”? (e.g., Simultaneous transfer of a telephone call and its associated data from one agent to another agent or supervisor)

	Frequency	Percentage
0%	0	0.00
>0-20%	2	13.33
21-40%	1	6.67
41-60%	0	0.00
61-80%	0	0.00
81-100%	1	6.67
No response	11	73.33
Total	15	100
Min (%)	10.00	
Max (%)	90.00	
Mean (%)	33.75	
Median (%)	17.50	
Mode (%)	10.00	

45. Does your organization routinely collect quantitative performance data about its services and consumers?

	Frequency	Percentage
Yes	8	53.33
No	4	26.67
No Response	3	20.00
Total	15	100

46. Indicate any of the ways that your organization uses performance data (Select all that apply)		
	Frequency	Percentage*
To justify funding requests	7	46.67
To improve consumer service	7	46.67
To administer service provider contracts	5	33.33
To provide information on stakeholders (governing board, advocacy organizations, local government, etc.)	5	33.33
For program planning	8	53.33
Do not use performance data	0	0.00

* Percentages do not add up to 100% as respondents could select more than one option.

48. When a client contacts the AAA about LTSS and supports LTTSS, do AAA staff administer a screening questionnaire to make a preliminary determination of eligibility and need for public funded LTSS?		
	Frequency	Percentage
Yes	7	46.67
No	2	13.33
Other, specify**	0	0.00
No Response	6	40.00
Total	15	100

**Free text responses accompanying this question are available in the appendix with supplemental questions.

49a. If yes, to which of the following populations is the eligibility screening instrument administered?		
	Frequency	Percentage*
Aged 65 and older	7	46.67
Physical Disability	5	33.33
Intellectual Disability/Development Disability	2	13.33
Brain Injury	1	6.67
HIV/AIDS	0	0.00
Medically fragile	4	26.67
Autism	0	0.00
Mental Illness	1	6.67
Other, specify**	4	26.67

* Percentages do not add up to 100% as respondents could select more than one option.

**Free text responses accompanying this question are available in the appendix with supplemental questions.

49b. What kind of information is collected? Check all that apply.		
	Frequency	Percentage*
Demographic information (i.e., age, gender, ethnicity, marital status)	10	66.67
Living Arrangements	8	53.33
Caregivers	10	66.67
Health Status	9	60.00
Activities of Daily living (ADL)	9	60.00
Instrumental Activities of Daily Living (ADL)	8	53.33
Cognitive functions	7	46.67
Troublesome Behaviors	4	26.67
LTSS currently received	8	53.33
Income	8	53.33
Assets	6	40.00
Other, specify	1	6.67

* Percentages do not add up to 100% as respondents could select more than one option.

**Free text responses accompanying this question are available in the appendix with supplemental questions.

50. How do clients in your state/site complete and file applications for financial eligibility for Medicaid or publicly funded LTSS?		
	Frequency	Percentage*
Applications are accessed on-line, printed, completed by hand, and returned to state or county office.	7	46.67
Applications are accessed on-line, completed online, printed, and returned to state or county office.	7	46.67
Applications are accessed online, completed online, and submitted to the state or county electronically.	8	53.33
Paper copy applications are obtained at various locations including [insert locations], completed by hand, and returned either in person or by mail to a state or county office	7	46.67
Other	0	0.00

* Percentages do not add up to 100% as respondents could select more than one option.

**Free text responses accompanying this question are available in the appendix with supplemental questions.

51. In what ways do AAA staff assist clients with financial eligibility applications for Medicaid LTSS Programs?		
	Frequency	Percentage*
We do not assist clients with financial eligibility applications	2	13.33
Advise the client where s/he can obtain an application	10	66.67
Assist the client in completing the application	6	40.00
Assist the client in collecting the required financial documentation	4	26.67
Check on the status of the client's application	5	33.33
Notify the client when the application has been approved/disapproved	3	20.00
Manage appeals by clients whose applications were not approved	3	20.00
Other, specify**	0	0.00

*Percentages do not add up to 100% as respondents could select more than one option.

**Free text responses accompanying this question are available in the appendix with supplemental questions.

52. In what ways does AAA staff assist clients with financial eligibility applications for publicly funded LTSS* other than Medicaid LTSS?

	Frequency	Percentage*
We do not assist clients with financial eligibility applications	3	20.00
Advise the client where s/he can obtain an application	10	66.67
Assist the client in completing the application	5	33.33
Assist the client in collecting the required financial documentation	4	26.67
Check on the status of the client's application	5	33.33
Notify the client when the application has been approved/disapproved	3	20.00
Manage appeals by clients whose applications were not approved	2	13.33
Other, specify**	0	0.00

*Percentages do not add up to 100% as respondents could select more than one option.

**Free text responses accompanying this question are available in the appendix with supplemental questions.

53. Does your state/site permit presumptive financial eligibility in order to expedite the provision of LTSS to clients while their financial eligibility applications are being processed?

	Frequency	Percentage
Yes	2	13.33
No	8	53.33
In Progress	0	0.00
No Response	5	33.33
Total	15	100

Eligibility Screening Module: Functional Assessment

54. Does your state/site use a universal, comprehensive assessment instrument for functional (level of care) eligibility determinations for LTSS?

	Frequency	Percentage
Yes	10	66.67
No	1	6.67
No, but in development	0	0.00
No Response	4	26.67
Total	15	100

55a. If yes, what best describes the kind of instrument your state/site is using? Check one.		
	Frequency	Percentage
A custom –designed instrument developed by state staff	8	53.33
A custom-designed instrument developed by a vendor specifically for our state	1	6.67
An instrument developed by a vendor that is also used by other states	0	0.00
Other, specify**	0	0.00
No Response	6	40.00
Total	15	100

*Free text responses accompanying this question are available in the appendix with supplemental questions.

55b. What best describes the process for how the assessor completes the instrument? (Check all that apply)		
	Frequency	Percentage*
The assessor completes a paper form while interviewing the client; there is no electronic data entry.	4	26.67
The assessor completes a paper form while interviewing the client and later inputs the data on an electronic form at the office	6	40.00
The assessor completes an electronic form while interviewing the client, which is later downloaded into electronic database.	3	20.00
The assessor completes a web-based form while interviewing the client and the client’s data is entered “real time” into an electronic database.	3	20.00

*Percentages do not add up to 100% as respondents could select more than one option.

55c. Do you work with consumers to develop a care plan?		
	Frequency	Percentage
Yes, with all consumers	2	13.33
Yes, under certain circumstances (Please specify_____)	0	0.00
No, that is not part of this service	4	26.67
No Response	9	60.00
Total	15	100

55d. For which of the following populations is the functional assessment used?		
	Frequency	Percentage*
Aged 65 and older	8	53.33
Physical disability	3	20.00
ID/DD	1	6.67
Brain Injury	1	6.67
HIV/AIDS	0	0.00
Medically fragile	3	20.00
Autism	0	0.00
Mental Illness	1	6.67
Other, specify**	6	40.00

* Percentages do not add up to 100% as respondents could select more than one option.

**Free text responses accompanying this question are available in the appendix with supplemental questions.

56a. Is your organization involved in planning for your state's Exchange?		
	Frequency	Percentage
Yes	1	6.67
No	8	53.33
Not sure	2	13.33
No Response	4	26.67
Total	15	100.00

56b. Is your state/site examining ways to align functional eligibility determination for publicly funded LTSS with Medicaid financial eligibility determination carried out through the Exchange website?		
	Frequency	Percentage
Yes	1	6.67
No	0	0.00
Not sure	1	6.67
No Response	13	86.67
Total	15	100

57. Are any of your organization's functions reimbursed under Federal financial participation (FFP) or Federal medical assistance percentage (FMAP)? If so please specify the functions.		
	Frequency	Percentage
No, none of our functions* are reimbursed under FFP or FMAP	10	66.67
Yes, the following functions* are reimbursed under FFP.	0	0.00

57. Are any of your organization's functions reimbursed under Federal financial participation (FFP) or Federal medical assistance percentage (FMAP)? If so please specify the functions.

	Frequency	Percentage
Yes, the following functions* are reimbursed under FMAP.	0	0.00

*Free text responses accompanying this question are available in the appendix with supplemental questions.

Section D. Organization Characteristics

58. For the current Fiscal Year, what is the approximate amount of funding from each of the following sources?

	Received Funding in Prior Fiscal Years	
	Frequency	Percentage*
Administration on Aging Title IV ADRC Grant	2	13.33
Administration of Aging Title II Grant	1	6.67
CMS Real Choice Systems Change Grants	1	6.67
CMS Person-Centered Hospital Discharge Planning Grant	0	0.00
Patient protection and Affordable Care Act Grant	0	0.00
Veteran's Administration	0	0.00
Money Follows the Person Demonstration	3	20.00
State Transformation Grant	0	0.00
Alzheimer's Disease Demonstration Grant	0	0.00
Evidence-Based Disease Prevention Grant	6	40.00
Program of All-Inclusive Care for the Elderly (PACE)	0	0.00
Medicare Improvements for Patients and Providers Act (MIPPA)	2	13.33
Respite Care Act funds	2	13.33
Rehabilitation Services Administration (RSA)	0	0.00
Substance Abuse and Mental Health Services Administration (SAMHSA) – Mental Health Transformation Grant	0	0.00
Agency for Health Care Research and Policy – Chronic Disease Self- Management Grant	1	6.67
Administration for Children and Families, Office of Community Services – Low Income Home Energy Assistance Program (LIHEAP)	0	0.00
Health Resources and Services Administration on HIV/AIDS Bureau – Ryan White Fund	0	0.00
State Unit on Aging	7	46.67
State General Revenue	5	33.33
County of local Government	3	20.00
Private entities/grants – Hospitals or other businesses	2	13.33
Medicaid for Direct Services (State and federal)	1	6.67
Medicaid for Federal Financial Participation	0	0.00
Care Transitions Income	1	6.67
Consumer Fees or Cost Sharing	1	6.67
Charitable Donations	1	6.67
Other, please specify**	1	6.67

*Percentages do not add up to 100% as respondents could select more than one option.

**Free text responses accompanying this question are available in the appendix with supplemental questions.

58. For the current Fiscal Year, what is the approximate amount of funding from each of the following sources?

	Amount of Funding during the Current Fiscal Year																		
	\$0		\$>0-10,000		\$10,001-50,000		\$50,001-100,000		\$100,001-500,000		>\$500,000		No response/ Not applicable		Range		Mean	Median	Mode
	#	%	#	%	#	%	#	%	#	%	#	%	#	%	Min	Max			
AoA Title IV ADRC Grant	0	0.00	0	0.00	0	0.00	0	0.00	0	0.00	1	6.67	14	93.33	N/A	N/A	N/A	N/A	N/A
AoA Title II Grant	0	0.00	0	0.00	0	0.00	0	0.00	1	6.67	0	0.00	14	93.33	N/A	N/A	N/A	N/A	N/A
CMS Real Choice Systems Change Grants	0	0.00	0	0.00	0	0.00	0	0.00	0	0.00	0	0.00	15	100	N/A	N/A	N/A	N/A	N/A
CMS Person-Centered Hospital Discharge Planning Grant	0	0.00	0	0.00	0	0.00	0	0.00	0	0.00	0	0.00	15	100	N/A	N/A	N/A	N/A	N/A
Patient protection and Affordable Care Act Grant	0	0.00	0	0.00	0	0.00	0	0.00	0	0.00	0	0.00	15	100	N/A	N/A	N/A	N/A	N/A
Veteran's Admin.	0	0.00	0	0.00	0	0.00	0	0.00	0	0.00	0	0.00	15	100	N/A	N/A	N/A	N/A	N/A
Money Follows the Person Demon.	0	0.00	2	13.33	1	6.67	0	0.00	0	0.00	0	0.00	12	80.00	\$2,605	\$10,592	\$7,710	\$9,934	N/A
State Transformation Grant	0	0.00	0	0.00	0	0.00	0	0.00	0	0.00	0	0.00	15	100	N/A	N/A	N/A	N/A	N/A
Alzheimer's Disease Demonstration Grant	0	0.00	0	0.00	0	0.00	0	0.00	0	0.00	0	0.00	15	100	N/A	N/A	N/A	N/A	N/A
Evidence-Based Disease Prevention Grant	0	0.00	3	20.00	3	20.00	0	0.00	0	0.00	0	0.00	9	60.00	\$2,200	\$37,719	\$19,179	\$17,731	No mode
Program of All-Inclusive Care for the Elderly (PACE)	0	0.00	0	0.00	0	0.00	0	0.00	0	0.00	0	0.00	15	100	N/A	N/A	N/A	N/A	N/A
Medicare Improve for Patients and Providers Act (MIPPA)	0	0.00	0	0.00	0	0.00	0	0.00	0	0.00	0	0.00	15	100	N/A	N/A	N/A	N/A	N/A
Respite Care Act funds	0	0.00	0	0.00	0	0.00	0	0.00	0	0.00	0	0.00	15	100	N/A	N/A	N/A	N/A	N/A
Rehab. Services Admin. (RSA)	0	0.00	0	0.00	0	0.00	0	0.00	0	0.00	0	0.00	15	100	N/A	N/A	N/A	N/A	N/A
SAMHSA – Mental Health Transformation Grant	0	0.00	0	0.00	0	0.00	0	0.00	0	0.00	0	0.00	15	100	N/A	N/A	N/A	N/A	N/A
Chronic Disease Self-Mgmt Grant	0	0.00	0	0.00	0	0.00	0	0.00	0	0.00	0	0.00	15	100	N/A	N/A	N/A	N/A	N/A
Low Income Home Energy Assistance Program (LIHEAP)	0	0.00	0	0.00	0	0.00	0	0.00	0	0.00	0	0.00	15	100	N/A	N/A	N/A	N/A	N/A

58. For the current Fiscal Year, what is the approximate amount of funding from each of the following sources?

	Amount of Funding during the Current Fiscal Year																		
	\$0		\$>0-10,000		\$10,001-50,000		\$50,001-100,000		\$100,001-500,000		>\$500,000		No response/ Not applicable		Range		Mean	Median	Mode
	#	%	#	%	#	%	#	%	#	%	#	%	#	%	Min	Max			
Ryan White Fund	0	0.00	0	0.00	0	0.00	0	0.00	0	0.00	0	0.00	15	100	N/A	N/A	N/A	N/A	N/A
State Unit on Aging	0	0.00	0	0.00	3	20.00	0	0.00	0	0.00	3	20.00	9	60.00	\$21,993	\$1,871,905	\$828,994	\$592,309	No mode
State General Revenue	0	0.00	0	0.00	0	0.00	1	6.67	3	20.00	0	0.00	11	73.33	\$87,304	\$119,420	\$112,126	\$114,082	No mode
County of local Government	0	0.00	0	0.00	0	0.00	1	6.67	1	6.67	0	0.00	13	86.67	\$90,000	\$345,000	\$217,500	\$217,500	No mode
Private entities/ grants – Hospitals or other businesses	0	0.00	0	0.00	0	0.00	0	0.00	1	6.67	0	0.00	14	93.33	N/A	N/A	N/A	N/A	N/A
Medicaid for Direct Services (State and Federal)	0	0.00	0	0.00	0	0.00	0	0.00	0	0.00	0	0.00	15	100	N/A	N/A	N/A	N/A	N/A
Medicaid for Federal Financial Participation	0	0.00	0	0.00	0	0.00	0	0.00	0	0.00	0	0.00	15	100	N/A	N/A	N/A	N/A	N/A
Care Transitions Income	0	0.00	0	0.00	0	0.00	0	0.00	0	0.00	0	0.00	15	100	N/A	N/A	N/A	N/A	N/A
Consumer Fees or Cost Sharing	0	0.00	0	0.00	0	0.00	0	0.00	0	0.00	0	0.00	15	100	N/A	N/A	N/A	N/A	N/A
Charitable Donations	0	0.00	0	0.00	1	6.67	0	0.00	0	0.00	0	0.00	14	93.33	N/A	N/A	N/A	N/A	N/A
Other, please specify*	0	0.00	0	0.00	0	0.00	0	0.00	2	13.33	2	13.33	11	73.33	\$364,348	\$1,519,706	\$994,802	\$1,047,577	No mode

*Free text responses accompanying this question are available in the appendix with supplemental questions.

58. For the current Fiscal Year, what is the approximate amount of funding from each of the following sources?		
Total Budget for FY 2013		
	Frequency	Percentage
\$0	0	0.00
\$>0-500,000	0	0.00
\$500,001-2,000,000	2	13.33
\$2,000,001-10,000,000	4	26.67
\$10,000,001-20,000,000	0	0.00
>\$20,000,000	0	0.00
No response	9	60.00
Total	15	100
Min	\$1,048,951	
Max	\$6,179,099	
Mean	\$2,697,778	
Median	\$2,286,201	
Mode	No mode	

59. What best characterizes the operation of your agency?		
	Frequency	Percentage
Single point of entry: one agency maintains a knowledgebase on LTSS options and assists consumers in making decisions about the best and most feasible options for LTSS	3	20.00
No wrong door: multiple agencies are knowledgeable about LTSS options and cooperate to assist consumers regardless of which agency the consumer first contacts	9	60.00
No response	3	20.00
Total	15	100

60. Do you identify your structure as any of the following?		
	Frequency	Percentage
Independent, non-profit	3	20.00
Part of city government	0	0.00
Part of county government	0	0.00
Part of COG or RPDA	9	60.00
Other, specify**	0	0.00
No response	3	20.00
Total	15	100

*Free text responses accompanying this question are available in the appendix with supplemental questions.

63. With which organizations do [LOCAL AAA] have a partnership?		
State Departments (with cabinet-level secretaries)	Frequency	Percentage*
Health	8	53.33
Human Services	9	60.00
Other (specify)**	0	0.00
State Agencies (located within state departments)	Frequency	Percentage*
Aging	9	60.00

63. With which organizations do [LOCAL AAA] have a partnership?		
Developmental Disabilities	6	40.00
Acquired or Late-Onset Disabilities	5	66.67
Mental Health	7	46.67
Medicaid	8	53.33
Housing	5	33.33
Education	4	26.67
Other (specify)**	0	0.00
Local Government Agencies	Frequency	Percentage*
Area Agency on Aging	6	40.00
County Health Department	7	46.67
County Medicaid Office	6	40.00
County Department on Aging	5	33.33
County Department on Disability	2	13.33
County Housing Office	5	33.33
Library	4	26.67
Other (specify)**	0	0.00
Federal Agencies	Frequency	Percentage*
Local Veterans Administration	9	60.00
Local Indian Health Service	3	20.00
Other (specify)**	0	0.00
Organizations providing Direct Services	Frequency	Percentage*
211 or other call center	8	53.33
Community Health Clinic	6	40.00
Community Mental Health Clinic	4	26.67
Deaf Service Center	4	26.67
Hospital/Medical Center	7	46.67
School for the Blind	0	0.00
School for the Deaf	0	0.00
The ARC	5	33.33
United Way	6	40.00
Vocational/Rehabilitation Services	7	46.67
Other (specify)**	0	0.00
Advocacy/Referral Organizations	Frequency	Percentage*
AIDS Coalition	1	6.67
Alzheimer's Association	10	66.67
American Council of the Blind	1	6.67
Autism Society state/regional chapter	1	6.67
Brain Injury Association state/regional chapter	4	26.67
Centers for Independent Living	6	40.00
Easter Seals	1	6.67
Epilepsy Foundation state/regional chapter	0	0.00
National Association of Mental Illness state/regional chapter	1	6.67
National Autism Association state/regional chapter	0	0.00
National Multiple Sclerosis Society state/regional chapter	0	0.00
State Association for the Deaf	1	6.67
United Cerebral Palsy	0	0.00

63. With which organizations do [LOCAL AAA] have a partnership?		
Other (specify)**	0	0.00

*Percentages do not add up to 100% as respondents could select more than one option.

**Free text responses accompanying this question are available in the appendix with supplemental questions.

63. What is the strength of the relationship?								
	Weak Functionality		Moderate Functionality		High Functionality		No Response/ Not Applicable	
	Freq.	%	Freq.	%	Freq.	%	Freq.	%
State Departments (with cabinet-level secretaries)								
Health	4	26.67	5	33.33	1	6.67	5	33.33
Human Services	1	6.67	5	33.33	5	33.33	4	26.67
Other (specify)*	0	0.00	0	0.00	0	0.00	15	100
State Agencies (located within state departments)								
Aging	0	0.00	2	13.33	9	60.00	4	26.67
Developmental Disabilities	3	20.00	3	20.00	2	13.33	7	46.67
Acquired or Late-Onset Disabilities	2	13.33	4	26.67	1	6.67	8	53.33
Mental Health	2	13.33	6	40.00	1	6.67	6	40.00
Medicaid	2	13.33	5	33.33	3	20.00	5	33.33
Housing	2	13.33	4	26.67	1	6.67	8	53.33
Education	2	13.33	4	26.67	0	0.00	9	86.67
Other (specify)*	0	0.00	0	0.00	0	0.00	15	100
Local Government Agencies								
Area Agency on Aging	0	0.00	2	13.33	6	40.00	7	46.67
County Health Department	1	6.67	7	46.67	2	13.33	5	33.33
County Medicaid Office	1	6.67	4	26.67	3	20.00	7	46.67
County Department on Aging	1	6.67	2	13.33	3	20.00	9	60.00
County Department on Disability	0	0.00	3	20.00	1	6.67	11	73.33
County Housing Office	0	0.00	5	33.33	1	6.67	9	60.00
Library	3	20.00	2	13.33	0	0.00	10	66.67
Other (specify)*	0	0.00	0	0.00	0	0.00	15	100
Federal Agencies								
Local Veterans Administration	4	26.67	5	33.33	0	0.00	6	40.00
Local Indian Health Service	1	6.67	1	6.67	2	13.33	11	73.33
Other (specify)*	0	0.00	0	0.00	0	0.00	15	100
Organizations providing Direct Services								
211 or other call center	1	6.67	3	20.00	5	33.33	6	40.00
Community Health Clinic	4	26.67	2	13.33	1	6.67	8	53.33
Community Mental Health Clinic	1	6.67	4	26.67	0	0.00	10	66.67
Deaf Service Center	1	6.67	3	20.00	1	6.67	10	66.67
Hospital/Medical Center	2	13.33	5	33.33	1	6.67	7	46.67
School for the Blind	1	6.67	0	0.00	0	0.00	14	93.33
School for the Deaf	1	6.67	0	0.00	0	0.00	14	93.33
The ARC	2	13.33	4	26.67	0	0.00	9	60.00

63. What is the strength of the relationship?								
	Weak Functionality		Moderate Functionality		High Functionality		No Response/ Not Applicable	
United Way	2	13.33	3	20.00	2	13.33	8	53.33
Vocational/Rehabilitation Services	2	13.33	5	33.33	0	0.00	8	53.33
Other (specify)*	0	0.00	0	0.00	0	0.00	15	100
Advocacy/Referral Organizations	Freq.	%	Freq.	%	Freq.	%	Freq.	%
AIDS Coalition	1	6.67	1	6.67	0	0.00	13	86.67
Alzheimer's Association	2	13.33	5	33.33	4	26.67	4	26.67
American Council of the Blind	1	6.67	1	6.67	0	0.00	13	86.67
Autism Society state/regional chapter	1	6.67	1	6.67	0	0.00	13	86.67
Brain Injury Association state/regional chapter	2	13.33	2	13.33	1	6.67	10	66.67
Centers for Independent Living	1	6.67	5	33.33	2	13.33	7	46.67
Easter Seals	1	6.67	1	6.67	0	0.00	13	86.67
Epilepsy Foundation state/regional chapter	1	6.67	0	0.00	0	0.00	14	93.33
National Association of Mental Illness state/regional chapter	1	6.67	0	0.00	1	6.67	13	86.67
National Autism Association state/regional chapter	1	6.67	0	0.00	0	0.00	14	93.33
National Multiple Sclerosis Society state/regional chapter	1	6.67	0	0.00	0	0.00	14	93.33
State Association for the Deaf	2	13.33	0	0.00	0	0.00	13	86.67
United Cerebral Palsy	1	6.67	0	0.00	0	0.00	14	93.33
Other (specify)*	0	0.00	0	0.00	0	0.00	15	100

*Free text responses accompanying this question are available in the appendix with supplemental questions.

63. What is the type of partnership agreement?

	Funding Relationship		Formal MOU		Contract		Cooperative		Informal Working Relationship		Other		No Response/ Not Applicable	
	Freq.	%	Freq.	%	Freq.	%	Freq.	%	Freq.	%	Freq.	%	Freq.	%
State Departments (with cabinet-level secretaries)														
Health	0	0.00	0	0.00	0	0.00	4	26.67	7	46.67	0	0.00	7	46.67
Human Services	4	26.67	1	6.67	4	26.67	5	33.33	4	26.67	0	0.00	6	40.00
Other (specify)*	0	0.00	0	0.00	0	0.00	0	0.00	0	0.00	0	0.00	15	100
State Agencies (located within state departments)														
Aging	7	46.67	1	6.67	8	53.33	6	40.00	2	13.33	0	0.00	5	33.33
Developmental Disabilities	0	0.00	0	0.00	0	0.00	4	26.67	5	33.33	0	0.00	8	53.33
Acquired or Late-Onset Disabilities	0	0.00	0	0.00	1	6.67	3	20.00	4	26.67	0	0.00	10	66.67
Mental Health	0	0.00	1	6.67	0	0.00	4	26.67	6	40.00	0	0.00	8	53.33
Medicaid	3	20.00	0	0.00	3	20.00	5	33.33	5	33.33	0	0.00	7	46.67
Housing	0	0.00	0	0.00	0	0.00	3	20.00	5	33.33	0	0.00	10	66.67
Education	1	6.67	1	6.67	0	0.00	4	26.67	2	13.33	0	0.00	11	73.33
Other (specify)*	0	0.00	0	0.00	0	0.00	0	0.00	0	0.00	0	0.00	15	100
Local Government Agencies														
Area Agency on Aging	1	6.67	1	6.67	1	6.67	3	20.00	3	20.00	2	13.33	8	53.33
County Health Department	0	0.00	0	0.00	0	0.00	8	53.33	7	46.67	0	0.00	6	40.00
County Medicaid Office	0	0.00	0	0.00	0	0.00	6	40.00	4	26.67	0	0.00	9	60.00
County Department on Aging	3	20.00	1	6.67	3	20.00	4	26.67	4	26.67	0	0.00	10	66.67
County Department on Disability	0	0.00	0	0.00	1	6.67	2	13.33	2	13.33	0	0.00	12	80.00
County Housing Office	0	0.00	0	0.00	0	0.00	4	26.67	2	13.33	1	6.67	10	66.67
Library	0	0.00	0	0.00	0	0.00	3	20.00	3	20.00	0	0.00	11	73.33
Other (specify)*	0	0.00	0	0.00	0	0.00	0	0.00	0	0.00	0	0.00	15	100
Federal Agencies														
Local Veterans Administration	0	0.00	0	0.00	0	0.00	6	40.00	6	40.00	0	0.00	9	40.00
Local Indian Health Service	1	6.67	0	0.00	1	6.67	1	6.67	3	20.00	0	0.00	12	80.00
Other (specify)*	0	0.00	0	0.00	0	0.00	0	0.00	0	0.00	0	0.00	15	100

63. What is the type of partnership agreement?

	Funding Relationship		Formal MOU		Contract		Cooperative		Informal Working Relationship		Other		No Response/ Not Applicable	
	Freq.	%	Freq.	%	Freq.	%	Freq.	%	Freq.	%	Freq.	%	Freq.	%
Organizations providing Direct Services														
211 or other call center	1	6.67	2	13.33	1	6.67	5	33.33	4	26.67	1	6.67	7	46.67
Community Health Clinic	0	0.00	0	0.00	0	0.00	5	33.33	4	26.67	1	6.67	9	60.00
Community Mental Health Clinic	0	0.00	0	0.00	0	0.00	3	20.00	2	13.33	0	0.00	11	73.33
Deaf Service Center	0	0.00	0	0.00	0	0.00	4	26.67	2	13.33	0	0.00	11	73.33
Hospital/Medical Center	0	0.00	0	0.00	0	0.00	7	46.67	6	40.00	0	0.00	8	53.33
School for the Blind	0	0.00	0	0.00	0	0.00	0	0.00	0	0.00	0	0.00	15	100
School for the Deaf	0	0.00	0	0.00	0	0.00	0	0.00	0	0.00	0	0.00	15	100
The ARC	0	0.00	0	0.00	0	0.00	5	33.33	3	20.00	0	0.00	10	66.67
United Way	1	6.67	0	0.00	0	0.00	4	26.67	3	20.00	1	6.67	9	60.00
Vocational/Rehabilitation Services	0	0.00	0	0.00	0	0.00	7	46.67	4	26.67	0	0.00	8	53.33
Other (specify)*	0	0.00	0	0.00	0	0.00	0	0.00	0	0.00	0	0.00	15	100
Advocacy/Referral Organizations														
AIDS Coalition	0	0.00	0	0.00	0	0.00	0	0.00	1	6.67	0	0.00	14	93.33
Alzheimer’s Association	1	6.67	3	20.00	0	0.00	6	40.00	3	20.00	0	0.00	5	33.33
American Council of the Blind	0	0.00	0	0.00	0	0.00	1	6.67	1	6.67	0	0.00	14	93.33
Autism Society state/regional chapter	0	0.00	0	0.00	0	0.00	1	6.67	1	6.67	0	0.00	14	93.33
Brain Injury Association state/regional chapter	0	0.00	0	0.00	1	6.67	1	6.67	3	20.00	0	0.00	11	73.33
Centers for Independent Living	0	0.00	0	0.00	0	0.00	5	33.33	5	33.33	0	0.00	8	53.33
Easter Seals	0	0.00	0	0.00	0	0.00	1	6.67	0	0.00	0	0.00	14	93.33
Epilepsy Foundation state/regional chapter	0	0.00	0	0.00	0	0.00	0	0.00	0	0.00	0	0.00	15	100
National Association of Mental Illness state/regional	0	0.00	0	0.00	0	0.00	1	6.67	1	6.67	0	0.00	14	93.33

63. What is the type of partnership agreement?														
	Funding Relationship		Formal MOU		Contract		Cooperative		Informal Working Relationship		Other		No Response/ Not Applicable	
chapter														
National Autism Association state/regional chapter	0	0.00	0	0.00	0	0.00	0	0.00	0	0.00	0	0.00	15	100
National Multiple Sclerosis Society state/regional chapter	0	0.00	0	0.00	0	0.00	0	0.00	0	0.00	0	0.00	15	100
State Association for the Deaf	0	0.00	0	0.00	0	0.00	1	6.67	1	6.67	0	0.00	14	93.33
United Cerebral Palsy	0	0.00	0	0.00	0	0.00	0	0.00	0	0.00	0	0.00	15	100
Other (specify)*	0	0.00	0	0.00	0	0.00	0	0.00	0	0.00	0	0.00	15	100

*Free text responses accompanying this question are available in the appendix with supplemental questions.

63. What types of resources are shared?																		
	Co-located staff		Shared monetary resources		Shared information		Joint training		Joint program sponsorship		Shared non-monetary resources		Shared data		No shared resources		No response/ Not applicable	
	Freq.	%	Freq.	%	Freq.	%	Freq.	%	Freq.	%	Freq.	%	Freq.	%	Freq.	%	Freq.	%
State Departments (with cabinet-level secretaries)																		
Health	0	0.00	0	0.00	6	40.00	3	20.00	2	13.33	0	0.00	1	6.67	1	6.67	8	53.33
Human Services	0	0.00	2	13.33	9	60.00	6	40.00	4	26.67	0	0.00	3	20.00	0	0.00	6	40.00
Other (specify)*	0	0.00	0	0.00	0	0.00	0	0.00	0	0.00	0	0.00	0	0.00	0	0.00	15	100
State Agencies (located within state departments)																		
Aging	0	0.00	5	33.33	10	66.67	8	53.33	6	40.00	0	0.00	7	46.67	0	0.00	5	33.33
Developmental Disabilities	0	0.00	0	0.00	5	33.33	3	20.00	0	0.00	0	0.00	1	6.67	0	0.00	9	60.00
Acquired or Late-Onset Disabilities	0	0.00	0	0.00	3	20.00	2	13.33	1	6.67	0	0.00	1	6.67	0	0.00	11	73.33
Mental Health	0	0.00	1	6.67	5	33.33	2	13.33	0	0.00	0	0.00	1	6.67	0	0.00	10	66.67
Medicaid	0	0.00	1	6.67	5	33.33	4	26.67	2	13.33	0	0.00	1	6.67	0	0.00	9	60.00
Housing	0	0.00	0	0.00	5	33.33	2	13.33	0	0.00	0	0.00	1	6.67	0	0.00	10	66.67
Education	0	0.00	0	0.00	4	26.67	2	13.33	1	6.67	0	0.00	2	13.33	0	0.00	11	73.33
Other (specify)*	0	0.00	0	0.0	0	0.00	0	0.00	0	0.00	0	0.00	0	0.00	0	0.00	15	100
Local Government Agencies																		
Area Agency on Aging	0	0.00	3	20.00	4	26.67	3	20.00	1	6.67	1	6.67	3	20.00	0	0.00	11	73.33
County Health Department	0	0.00	0	0.00	9	60.00	5	33.33	1	6.67	0	0.00	3	20.00	0	0.00	6	40.00
County Medicaid Office	0	0.00	0	0.00	8	53.33	3	20.00	0	0.00	0	0.00	2	13.33	0	0.00	7	46.67
County Department on Aging	0	0.00	2	13.33	5	33.33	5	33.33	3	20.00	1	6.67	4	26.67	0	0.00	10	66.67
County Department on Disability	0	0.00	0	0.00	3	20.00	2	13.33	0	0.00	0	0.00	2	13.33	0	0.00	12	80.00
County Housing Office	0	0.00	0	0.00	3	20.00	1	6.67	0	0.00	0	0.00	1	6.67	0	0.00	12	80.00
Library	0	0.00	0	0.00	4	26.67	1	6.67	0	0.00	0	0.00	1	6.67	0	0.00	11	73.33
Other (specify)*	0	0.00	0	0.0	0	0.00	0	0.00	0	0.00	0	0.00	0	0.00	0	0.00	15	100
Federal Agencies																		
Local Veterans Administration	0	0.00	0	0.00	8	53.33	2	13.33	0	0.00	0	0.00	2	13.33	0	0.00	7	46.67
Local Indian Health Service	0	0.00	0	0.00	2	13.33	0	0.00	0	0.00	0	0.00	0	0.00	0	0.00	13	86.67
Other (specify)*	0	0.00	0	0.0	0	0.00	0	0.00	0	0.00	0	0.00	0	0.00	0	0.00	15	100
Organizations providing Direct																		

63. What types of resources are shared?																		
	Co-located staff		Shared monetary resources		Shared information		Joint training		Joint program sponsorship		Shared non-monetary resources		Shared data		No shared resources		No response/ Not applicable	
Services																		
211 or other call center	1	6.67	3	20.00	8	53.33	4	26.67	2	13.33	1	6.67	5	33.33	0	0.00	7	46.67
Community Health Clinic	0	0.00	0	0.00	6	40.00	1	6.67	0	0.00	0	0.00	1	6.67	0	0.00	9	60.00
Community Mental Health Clinic	1	6.67	0	0.00	4	26.67	1	6.67	0	0.00	0	0.00	1	6.67	0	0.00	11	73.33
Deaf Service Center	0	0.00	0	0.00	4	26.67	1	6.67	0	0.00	1	6.67	2	13.33	0	0.00	11	73.33
Hospital/Medical Center	0	0.00	0	0.00	7	46.67	2	13.33	1	6.67	0	0.00	2	13.33	0	0.00	8	53.33
School for the Blind	0	0.00	0	0.0	0	0.00	0	0.00	0	0.00	0	0.00	0	0.00	0	0.00	15	100
School for the Deaf	0	0.00	0	0.0	0	0.00	0	0.00	0	0.00	0	0.00	0	0.00	0	0.00	15	100
The ARC	0	0.00	0	0.00	5	33.33	2	13.33	0	0.00	0	0.00	1	6.67	0	0.00	10	66.67
United Way	0	0.00	0	0.00	5	33.33	2	13.33	1	6.67	0	0.00	2	13.33	0	0.00	10	66.67
Vocational/Rehabilitation Services	0	0.00	0	0.00	7	46.67	1	6.67	0	0.00	0	0.00	2	13.33	0	0.00	8	53.33
Other (specify)*	0	0.00	0	0.0	0	0.00	0	0.00	0	0.00	0	0.00	0	0.00	0	0.00	15	100
Advocacy/Referral Organizations	Freq.	%	Freq.	%	Freq.	%	Freq.	%	Freq.	%	Freq.	%	Freq.	%	Freq.	%	Freq.	%
AIDS Coalition	0	0.00	0	0.00	1	6.67	0	0.00	0	0.00	0	0.00	0	0.00	0	0.00	14	93.33
Alzheimer's Association	0	0.00	2	13.33	9	60.00	7	46.67	3	20.00	0	0.00	3	20.00	0	0.00	5	33.33
American Council of the Blind	0	0.00	0	0.00	1	6.67	1	6.67	0	0.00	0	0.00	1	6.67	0	0.00	14	93.33
Autism Society state/regional chapter	0	0.00	0	0.00	1	6.67	1	6.67	0	0.00	0	0.00	1	6.67	0	0.00	14	93.33
Brain Injury Association state/regional chapter	0	0.00	1	6.67	3	20.00	2	13.33	0	0.00	0	0.00	2	13.33	1	6.67	11	73.33
Centers for Independent Living	0	0.00	0	0.00	7	46.67	3	20.00	0	0.00	0	0.00	2	13.33	0	0.00	8	53.33
Easter Seals	0	0.00	0	0.00	1	6.67	0	0.00	0	0.00	0	0.00	0	0.00	0	0.00	14	93.33
Epilepsy Foundation state/regional chapter	0	0.00	0	0.0	0	0.00	0	0.00	0	0.00	0	0.00	0	0.00	0	0.00	15	100
National Association of Mental Illness state/regional chapter	0	0.00	0	0.00	1	6.67	1	6.67	0	0.00	0	0.00	1	6.67	0	0.00	14	93.33
National Autism Association state/regional chapter	0	0.00	0	0.0	0	0.00	0	0.00	0	0.00	0	0.00	0	0.00	0	0.00	15	100
National Multiple Sclerosis Society state/regional chapter	0	0.00	0	0.0	0	0.00	0	0.00	0	0.00	0	0.00	0	0.00	0	0.00	15	100
State Association for the Deaf	0	0.00	0	0.00	1	6.67	0	0.00	0	0.00	0	0.00	0	0.00	0	0.00	14	93.33

63. What types of resources are shared?																		
	Co-located staff		Shared monetary resources		Shared information		Joint training		Joint program sponsorship		Shared non-monetary resources		Shared data		No shared resources		No response/ Not applicable	
United Cerebral Palsy	0	0.00	0	0.0	0	0.00	0	0.00	0	0.00	0	0.00	0	0.00	0	0.00	15	100
Other (specify)*	0	0.00	0	0.0	0	0.00	0	0.00	0	0.00	0	0.00	0	0.00	0	0.00	15	100

*Free text responses accompanying this question are available in the appendix with supplemental questions.

64. Approximately, how many FTEs (Full time equivalents) perform each of the following functions?																			
	0		1		2-4		5-7		8-10		>10		No response		Range		Mean	Median	Mode
	#	%	#	%	#	%	#	%	#	%	#	%	#	%	Min	Max			
Information & Referral/ Information & Assistance (I&R/I&A)	0	0.00	5	33.33	2	13.33	1	6.67	1	2.83	0	0.00	6	40.00	1	9	3	1	1
Options counseling/ counseling to provide in- depth person centered decision support	0	0.00	5	33.33	1	6.67	2	13.33	0	2.06	0	0.00	7	46.67	1	6	2	1	1
Benefits counseling/ eligibility determination	0	0.00	2	13.33	4	26.67	1	6.67	1	3.13	0	0.00	7	46.67	1	9	3	2	1
Care transition services	1	6.67	4	26.67	1	6.67	0	0.00	0	1.20	0	0.00	9	60.00	0	2	1	1	1
Crisis Intervention services	1	6.67	4	26.67	0	0.00	0	0.00	0	1.00	0	0.00	10	66.67	0	1	1	1	1
Independent Living services	1	6.67	2	13.33	1	6.67	0	0.00	0	2.17	0	0.00	11	73.33	0	5	2		1
Advocacy services	0	0.00	2	13.33	3	20.00	3	20.00	1	3.50	0	0.00	5	33.33	1	9	4	4	No mode
Providing administrative or other support for the above functions	0	0.00	2	13.33	7	46.67	1	6.67	1	3.32	0	0.00	4	26.67	1	9	3	2	2

Note: Responses have been rounded to the nearest whole number.

65. How many front line staff are Alliance of Information and Referral Systems (AIRS) certified?

	Number of AIRS certified	
	Frequency	Percentage
0	2	13.33
1	1	6.67
2-4	3	20.00
5-7	0	0.00
8-10	0	0.00
>10	0	0.00
No response	9	60.00
Total	15	100
Min	0	
Max	4	
Mean	2.50	
Median	2.50	
Mode	No mode	

Note: Responses have been rounded to the nearest whole number.

65. How many front line staff are Alliance of Information and Referral Systems (AIRS) certified?

	Total Number of Frontline Staff	
	Frequency	Percentage
0	1	6.67
1	1	6.67
2-4	1	6.67
5-7	2	13.33
8-10	1	6.67
>10	0	0.00
No response	9	60.00
Total	15	100
Min	0	
Max	8	
Mean	4.40	
Median	4	
Mode	5	

Note: Responses have been rounded to the nearest whole number.

66. Is your organization paid on a fee for service or per unit basis for performing any of the following services for a client?

	Frequency	Percentage*
Information/referral	1	6.67
Options counseling	1	6.67
Screening	1	6.67
Assessment	0	0.00
Application assistance	1	6.67
Transition support	2	13.33
Other, please specify**	0	0.00
No response	13	86.67

*Percentages do not add up to 100% as respondents could select more than one option.

**Free text responses accompanying this question are available in the appendix with supplemental questions.

67. [If any of the boxes are checked in previous question] What is the source of the fee for service or per unit payments?

	Frequency	Percentage*
Medicare	2	13.33
Medicaid waiver	1	6.67
Medicaid state plan	1	6.67
Medicaid managed care organization	1	6.67
State-funded program other than Medicaid	1	6.67
Private health plan	0	0.00
Provider	0	0.00
Other, please specify**	0	0.00
No response	13	86.67

*Percentages do not add up to 100% as respondents could select more than one option.

**Free text responses accompanying this question are available in the appendix with supplemental questions.

Section E: LTSS Environment

68. Since this [LOCAL AAA] started serving consumers, has there been an impact on the LTSS or Home and Community Based (HCBS) system in your community?

	Frequency	Percentage
There has been an <u>increase</u> in the <u>number</u> of LTSS providers	10	66.67
There has been an <u>decrease</u> in the <u>number</u> of LTSS providers	0	0.00
No Response	5	33.33
Total	15	100

68. Since this [Local AAA] started serving consumers, has there been an impact on the LTSS or Home and Community Based (HCBS) system in your community?

	Frequency	Percentage
There has been an <u>increase</u> in the <u>quality</u> of LTSS services	10	66.67
There has been an <u>decrease</u> in the <u>quality</u> of LTSS services	0	0.00
No Response	5	33.33
Total	15	100

APPENDIX K. PROCESS EVALUATION AAA SURVEY FREE TEXT RESPONSES

Section B. Populations Served

13 (c) Is the LOCAL AAA making any special efforts to target a particular population not listed above? If yes, Specify others: Consumers 60 and over (Currently)

CCTP- Medicare eligible patients at risk of re-admission in 30 days of hospital discharge.

Section C. Service Provision

40. Please list LTSS Programs and HCBS waivers (e.g., aged and disabled, MR/DD) that individuals are enrolled in.

Congregate Nutrition HD Min-Home-Level I-II-III Transportation Home Health Mental Services for Blind and Visually Impaired Independent Living Rehab Living Services for Blind: In Home Services Adult Day Care/Health Food and Nutrition Independent Living.

Elderly, Disabled, 1-125

Long-term Medicaid BA Waiver Program CASS

Medicare Savings Programs, Care Attendant Services, Primary Home Care, In-Home and Family Support, and Family Services. Medicaid Nursing Home Applications.

Please contact IOWA DHS for this information 1-866-788-1805

This is not what we do- I have no idea

42. Please list LTSS Programs and HCBS waivers (e.g., aged and disabled, MR/DD) that individuals are enrolled in.

Elderly, Disabled, 1-125

Long term Medicaid CBA Waiver Program CASS

Medicare Savings Program, Care Attendant Services, Primary Home care, In Home and Family Support, Family Services, Medicaid Nursing Home Applications.

Please contact Iowa DHS for this information. I-866-788-1805

This is not what we do. I have no idea.

Unsure at this time.

45 (a). Specify the purpose

Iowa DHS and our agency share information on case management clients

OFA –CCU-Medicaid

State Unit on Aging only

46 (a). Specify the purpose

All Block Grant provider do the same intake and have access to that information

Input, review client data, review service utilization, obtain summary reports

Referrals

58 (a). Specify others

What information we collect depends upon the program that will serve them best

59 (a). Specify locations if paper copy applications are obtained at various locations, completed by hand, and returned either in person or by mail to a state or county office.

DADS Regional offices

DSS, Health Depts., Senior Centers, LTC facilities

Departments of Social Services

HHSC –AAA-Skilled Nursing Facilities

Both

Most Human Service Agencies

Provider Level

62. Please describe the publicly funded LTSS services in your state. This includes LTSS programs funded solely by state or county.

Long-term Medicaid CBA Waiver Program CASS

Medicaid, TANF, Food stamps, Emergency Assistance

Medicaid, Medicaid Savings Program Low Income Subsidy ,Food Stamps, Low income, HousingIn, Home Family Support Community Attendants and Services, Primary Home care Aid and attendance.

Pace- Legal Aid- Health Department- Voc Rehab- Independent Living Services- Are You Okay- Project Lifesaver- Hospice- Senior Centers- Social Security- Senior Health Insurance Information Program- Veterans Services- Adult Daycare- Adult Day Health- City/County Recreation Programs For Older Adults- Senior Employment Programs (Urban League- Older Workers Programs Through Esc)- Alzheimer's Support Programs- Family Caregiver Program- Home Modification/Housing Home Improvement- Services For The Blind- Services For Deaf & Hard Of Hearing- Chronic Disease Self-Management Programs- Senior Centers- Care Transitions Program Through Catawba Regional Hospice- & Palliative Care- Nutrition Programs(Home Delivered Meals- Congregate Meals)- Salvation Army- Veterans Services-Cooperative Extension Programs- Evidence Based Health Programs For Older Adults- Unifour Senior Games- Senior Games- Unifour Silver Arts Programs- Reverse Mortgage Counseling- Adult Protective Services-Subsidized Housing- Medication Assistance Programs- Low Cost Health And Dental Clinics- Food Banks/Pantries- Alzheimer's Care/Support-Joblink- Volunteer Income Tax Assistance Programs- Transportation- Mental Health Programs - Geriatric Specialty Team- Ombudsman- Area Agency On Aging- Nc Disability Rights- Medicare- Medicaid- Nursing Home Abuse Center- Scam Jam- Consumer Credit Counseling Services- Home Foreclousure Program- Insurance Counseling- Energy Assistance Programs(Lieap- Crisis)- Homestead Exemption- Circuit Breaker Tax Program- Older Worker's Program- Dial-A-Ride- Nc Assistive Technology Program- Senior Companion- NC 211-Senior Legal Helpline- Habitat For Humanity- Women's Resource Center- Women's Shelter Home- Christian Ministries Programs For Food- Clothing- Utilities Assistance-

The Medicaid Home and Community Based Services, Elderly Waiver (HCBS Elderly) provides service funding and individualized supports to maintain eligible members in their own homes or communities who would otherwise require care in a medical.

60+
Age 60 and older
Anyone age 60 and older requesting traditional in-home and respite care services
Caregiver programs
Age 60 and older
Age 60+

69 (b). If yes, please describe your organization's role:

Partner with consumer Health Insurance Marketplace Enrollment Service Proposal to CMS Navigator Grant

70 (b) If yes, please describe.

Partner with consumer Health Insurance Marketplace Enrollment Service Proposal to CMS Navigator Grant

Section D. Organization Characteristics

79b. What is the type of partnership agreement?
a. Specify Other
Local Government Agencies
Area Agency on Aging
We are the AAA
We are the AAA
County Housing Office
The Section 8 office is located within our COG
Organizations Providing Direct Services
211 or Other Call Center
We provide a small amount of funding to our local 211
Community Health Center
Long history here – we were primary partner in starting the Health Clinic in one of our four counties

APPENDIX L. PROCESS EVALUATION SUBGROUP ANALYSIS BY AGENCY LOCATION

Exhibit 1: Impact of ADRC Grants on Contributing to the Development of Statewide Database of LTSS Services or Consumers

Impact on LTSS Database	Rural	Urban	Total
No	56.59	67.17	64.21
Yes	43.41	32.83	35.79
Total	100	100	100

p ≤ .05

Exhibit 2: Impact of Partnerships on Ability to Provide LTSS

Impact of Partnerships	Rural	Urban	Total
No	28.68	18.67	21.48
Yes	71.32	81.33	78.52
Total	100	100	100

p ≤ .05

Exhibit 3: Impact of Shared Data on Ability to Provide LTSS

Impact of Shared Data	Rural	Urban	Total
No	74.42	84.94	82.00
Yes	25.58	15.06	18.00
Total	100	100	100

p ≤ .01

Exhibit 4: Conducted Community LTSS Needs Assessment within the Last 12 Months

Conducted Community LTSS Needs Assessment	Rural	Urban	Total
No, a community needs assessment was not completed within the past three years	26.45	34.71	32.41
No, but we did complete a community needs assessment within the past three years	40.50	28.66	31.95
Yes	33.06	36.62	35.63
Total	100	100	100

p ≤ .05

Exhibit 5: Current Availability of Transportation Services

Transportation Services	Rural	Urban	Total
Adequate availability	8.13	8.46	8.37
Available but inadequate	86.99	91.22	90.05
Not available	4.88	0.31	1.58
Total	100	100	100

p ≤ .01

Exhibit 6: Current Availability of Mental Health Services

Mental Health Services	Rural	Urban	Total
Adequate availability	23.39	14.47	16.97
Available but inadequate	74.19	84.28	81.45
Not available	2.42	1.26	1.58
Total	100	100	100

p ≤ .05

Exhibit 7: Lack of Health Insurance as a Barrier to LTSS

Lack of Health Insurance	Rural	Urban	Total
Not a barrier	5.83	13.14	11.11
Sometimes a barrier	69.17	65.06	66.20
Often a barrier	25.00	21.79	22.69
Total	100	100	100

p ≤ .10

Exhibit 8: Frequency of Consumer Requests about Medicare Eligibility

Medicare Eligibility and Services	Rural	Urban	Total
Frequently	89.19	81.46	83.54
Sometimes	10.81	14.90	13.80
Infrequently	0.00	3.64	2.66
Never	0.00	0.00	0.00
Total	100	100	100

p ≤ .10

Exhibit 9: Frequency of Consumer Requests about Personal Care/Attendant Services

Personal Care/Attendant Services	Rural	Urban	Total
Frequently	72.07	82.78	79.90
Sometimes	24.32	14.90	17.43
Infrequently	3.60	2.32	2.66
Never	0.00	0.00	0.00
Total	100	100	100

p ≤ .10

Exhibit 10: Frequency of Consumer Requests about Affordable Housing Services

Affordable Housing Services	Rural	Urban	Total
Frequently	56.76	85.48	77.78
Sometimes	32.43	13.86	18.84
Infrequently	9.01	0.66	2.90
Never	1.80	0.00	0.48
Total	100	100	100

p ≤ .001

Exhibit 11: Provision of Transition Services to Consumers Discharged from an Acute Care Setting

Transition Services	Rural	Urban	Total
No	71.43	56.01	60.23
Yes	28.57	43.99	39.77
Total	100	100	100

p ≤ .01

Exhibit 12: Use of Common Consumer Assessment Tool and/or Basic Consumer Needs Assessment across Partner Organizations

Consumer Assessment Tool	Rural	Urban	Total
No, each partner organization uses their own assessment tool/process	46.96	47.10	47.06
Yes, common across some partners	33.91	24.84	27.29
Yes, common across all partners	19.13	28.06	25.65
Total	100	100	100

p ≤ .10

APPENDIX M. PROCESS EVALUATION SUBGROUP ANALYSIS BY ORGANIZATIONAL STRUCTURE

Exhibit 1: Reasons to Become an ADRC

Reasons to Become ADRC	Government	Independent	Total
To better integrate service provision systems	44.08	27.32	36.67
To develop or strengthen agency/organizational partnerships	24.49	42.27	32.35
To expand services to additional geographic locations	0.82	1.03	0.91
To expand services to additional populations	20.82	17.01	19.13
To improve data or IT infrastructure	0.82	2.58	1.59
To improve marketing or awareness efforts related to LTSS	8.98	9.79	9.34
Total	100	100	100

$p \leq .001$

Exhibit 2: Impact of ADRC Grants on Contributing to the Development of Statewide Database of LTSS Services or Consumers

Impact on LTSS Database	Government	Independent	Total
No	60.75	68.12	63.98
Yes	39.25	31.88	36.02
Total	100	100	100

$p \leq .10$

Exhibit 3: Impact of Partnerships on Ability to Provide LTSS

Impact of Partnerships	Government	Independent	Total
No	24.53	17.87	21.61
Yes	75.47	82.13	78.39
Total	100	100	100

$p \leq .10$

Exhibit 4: Impact of Staffing Changes on Ability to Provide LTSS

Impact of Staffing Changes	Government	Independent	Total
No	72.08	81.64	76.27
Yes	27.92	18.36	23.73
Total	100	100	100

$p \leq .05$

Exhibit 5: Lack of Health Insurance as a Barrier to LTSS

Lack of Health Insurance	Government	Independent	Total
Not a barrier	7.35	16.33	11.34
Sometimes a barrier	65.31	66.33	65.76
Often a barrier	27.35	17.35	22.90
Total	100	100	100

$p \leq .01$

Exhibit 6: Frequency of Consumer Requests about Medicare Eligibility

Medicare Eligibility and Services	Government	Independent	Total
Frequently	86.81	78.07	82.94
Sometimes	11.49	17.65	14.22
Infrequently	1.70	4.28	2.84
Never	0.00	0.00	0.00
Total	100	100	100

$p \leq .005$

Exhibit 7: Provision of Transition Services to Consumers Discharged from an Acute Care Setting

Transition Services	Government	Independent	Total
No	67.22	52.68	60.54
Yes	32.78	47.32	39.46
Total	100	100	100

$p \leq .01$

Exhibit 8: Use of Common Consumer Assessment Tool and/or Basic Consumer Needs Assessment across Partner Organizations

Consumer Assessment Tool	Government	Independent	Total
No, each partner organization uses their own assessment tool/process	56.67	36.60	47.70
Yes, common across some partners	19.58	31.96	25.12
Yes, common across all partners	23.75	31.44	27.19
Total	100	100	100

$p \leq .001$

APPENDIX N. PROCESS EVALUATION SUBGROUP ANALYSIS BY OPERATIONAL STRUCTURE

Exhibit 1: Reasons to Become an ADRC

Reasons to Become ADRC	Centralized	Decentralized	Mixed	Total
To better integrate service provision systems	26.56	17.07	44.37	36.67
To develop or strengthen agency/organizational partnerships	15.63	60.98	27.99	32.35
To expand services to additional geographic locations	3.13	2.44	0.00	0.91
To expand services to additional populations	31.25	10.98	18.77	19.13
To improve data or IT infrastructure	1.56	1.22	1.71	1.59
To improve marketing or awareness efforts related to LTSS	21.88	7.32	7.17	9.34
Total	100	100	100	100

$p \leq .001$

Exhibit 2: Seeks Outcome of Diversion from Nursing Home or Other Institutional Residential Facilities

Diversion from Nursing Home	Centralized	Decentralized	Mixed	Total
No	17.65	3.57	3.97	5.95
Yes	82.35	96.43	96.03	94.05
Total	100	100	100	100

$p \leq .001$

Exhibit 3: Extent to which Federal Grants Increased the Number of Consumers

Impact on Number of Consumers	Centralized	Decentralized	Mixed	Total
Very much	40.00	33.73	48.65	44.54
Somewhat	34.29	54.22	41.22	42.54
Very little	25.71	12.05	10.14	12.92
Total	100	100	100	100

$p \leq .001$

Exhibit 4: Impact of ADRC Grants on Improving Staff Training Opportunities

Impact on Staff Training	Centralized	Decentralized	Mixed	Total
No	26.39	15.29	29.84	26.69
Yes	73.61	84.71	70.16	73.31
Total	100	100	100	100

p ≤ .05

Exhibit 5: Impact of Partnerships on Ability to Provide LTSS

Impact of Partnerships	Centralized	Decentralized	Mixed	Total
No	27.78	10.59	23.17	21.61
Yes	72.22	89.41	76.83	78.39
Total	100	100	100	100

p ≤ .05

Exhibit 6: Impact of Person Centered Services on Ability to provide LTSS

Impact of Person Centered Services	Centralized	Decentralized	Mixed	Total
No	55.56	36.47	59.68	54.87
Yes	44.44	63.53	40.32	45.13
Total	100	100	100	100

p ≤ .001

Exhibit 7: Lack of Health Insurance as a Barrier to LTSS

Lack of Health Insurance	Centralized	Decentralized	Mixed	Total
Not a barrier	5.97	28.40	7.85	11.34
Sometimes a barrier	58.21	59.26	69.28	65.76
Often a barrier	35.82	12.35	22.87	22.90
Total	100	100	100	100

p ≤ .001

Exhibit 8: Frequency of Consumer Requests about Medicare Eligibility

Medicare Eligibility and Services	Centralized	Decentralized	Mixed	Total
Frequently	90.00	70.73	84.81	82.94
Sometimes	10.00	19.51	13.70	14.22
Infrequently	0.00	9.76	1.48	2.84
Never	0.00	0.00	0.00	0.00
Total	100	100	100	100

p ≤ .001

Exhibit 9: Frequency of Consumer Requests about Affordable Housing Services

Affordable Housing Services	Centralized	Decentralized	Mixed	Total
Frequently	64.29	86.59	78.60	77.78
Sometimes	28.57	13.41	18.08	18.91
Infrequently	5.71	0.00	2.95	2.84

Never	1.43	0.00	0.37	0.47
Total	100	100	100	100

p ≤ .05

Exhibit 10: Provision of “Options Counseling” or One-on-One Counseling Designed to Support Consumers

Options Counseling	Centralized	Decentralized	Mixed	Total
No	21.74	7.23	23.13	19.96
Yes	78.26	92.77	76.87	80.04
Total	100	100	100	100

p ≤ .01

Exhibit 11: Provision of Transition Services to Consumers Discharged from an Acute Care Setting

Transition Services	Centralized	Decentralized	Mixed	Total
No	73.24	41.67	62.89	60.54
Yes	26.76	58.33	37.11	39.46
Total	100	100	100	100

p ≤ .001

Exhibit 12: Use of Common Consumer Assessment Tool and/or Basic Consumer Needs Assessment across Partner Organizations

Consumer Assessment Tool	Centralized	Decentralized	Mixed	Total
No, each partner organization uses their own assessment tool/process	64.06	32.10	48.44	47.70
Yes, common across some partners	15.63	27.16	29.76	27.19
Yes, common across all partners	20.31	40.74	21.80	25.12
Total	100	100	100	100

p ≤ .001

Exhibit 13: Use of Alliance of Information and Referral Systems (AIRS) Standards

Use of AIRS Standards	Centralized	Decentralized	Mixed	Total
Never	43.40	24.66	41.71	38.28
Yes, with all consumers	56.60	75.34	58.29	61.72
Total	100	100	100	100

p ≤ .05

APPENDIX O. PROCESS EVALUATION SUBGROUP ANALYSIS BY NUMBER OF CONSUMERS SERVED

Exhibit 1: Seeks Outcome of Diversion from Nursing Home or Other Institutional Residential Facilities

Diversion from Nursing Home	0 to 500	500 to 2500	2500+	Total
No	13.58	5.39	2.72	6.08
Yes	86.42	94.61	97.28	93.92
Total	100	100	100	100

$p \leq .01$

Exhibit 2: Extent to which Federal Grants Increased/Expanded Populations Served

Impact on Populations	0 to 500	500 to 2500	2500+	Total
Very much	32.10	40.85	52.82	43.41
Somewhat	53.09	45.12	39.44	44.70
Very little	14.81	14.02	7.75	11.89
Total	100	100	100	100

$p \leq .05$

Exhibit 3: Extent to which Federal Grants Increased the Number of Consumers

Impact on Number of Consumers	0 to 500	500 to 2500	2500+	Total
Very much	32.50	46.25	51.39	45.31
Somewhat	50.00	42.50	42.36	44.01
Very little	17.50	11.25	6.25	10.68
Total	100	100	100	100

$p \leq .05$

Exhibit 4: Extent to which Federal Grants Increased the Number of Partners

Impact on Partners	0 to 500	500 to 2500	2500+	Total
Very much	48.10	54.60	64.29	56.81
Somewhat	39.24	39.26	30.00	35.86
Very little	12.66	6.13	5.71	7.33
Total	100	100	100	100

$p \leq .10$

Exhibit 5: Impact of ADRC Grants on Contributing to the Development of Statewide Database of LTSS Services or Consumers

Impact on LTSS Database	0 to 500	500 to 2500	2500+	Total
No	73.81	63.74	55.78	62.94
Yes	26.19	36.26	44.22	37.06
Total	100	100	100	100

p ≤ .05

Exhibit 6: Impact of Partnerships on Ability to Provide LTSS

Impact of Partnerships	0 to 500	500 to 2500	2500+	Total
No	28.57	22.81	13.61	20.65
Yes	71.43	77.19	86.39	79.35
Total	100	100	100	100

p ≤ .05

Exhibit 7: Conducted Community LTSS Needs Assessment within the Last 12 Months

Community LTSS needs Assessment	0 to 500	500 to 2500	2500+	Total
No, a community needs assessment was not completed within the past three years	42.31	29.17	29.17	31.79
No, but we did complete a community needs assessment within the past three years	38.46	33.33	27.78	32.31
Yes	19.23	37.50	43.06	35.90
Total	100	100	100	100

p ≤ .01

Exhibit 8: Frequency of Consumer Requests about Medicaid Eligibility

Medicaid Eligibility and Services	0 to 500	500 to 2500	2500+	Total
Frequently	77.22	89.38	96.92	89.43
Sometimes	20.25	9.38	3.08	9.49
Infrequently	2.53	1.25	0.00	1.08
Never	0.00	0.00	0.00	0.00
Total	100	100	100	100

p ≤ .001

Exhibit 9: Frequency of Consumer Requests about Affordable Housing Services

Affordable Housing Services	0 to 500	500 to 2500	2500+	Total
Frequently	70.51	77.02	82.31	77.51
Sometimes	19.23	21.12	15.38	18.70
Infrequently	8.97	1.24	2.31	3.25

Never	1.28	0.62	0.00	0.54
Total	100	100	100	100

p ≤ .05

Exhibit 10: Use of Screening Questionnaire to Make a Preliminary Determination of Eligibility and Need for Publicly-Funded LTSS

Determination of eligibility	0 to 500	500 to 2500	2500+	Total
No	25.00	22.08	12.98	19.39
Yes	75.00	77.92	87.02	80.61
Total	100	100	100	100

p ≤ .10

Exhibit 11: Use of Alliance of Information and Referral Systems (AIRS) Standards

Use of AIRS Standards	0 to 500	500 to 2500	2500+	Total
Never	54.69	37.50	29.13	38.28
Yes, with all consumers	45.31	62.50	70.87	61.72
Total	100	100	100	100

p ≤ .01


APPENDIX P: OUTCOME EVALUTION AGENCY REFERENCE GUIDE

Agency Reference Guide



Recruitment Training for the ACL-Funded Evaluation of Access to Long-Term Services and Supports

Spring 2013



Abt Associates Inc.
4550 Montgomery Avenue
Suite 800 North
Bethesda, MD 20814

IMPAQ International, LLC
10420 Little Patuxent Parkway
Suite 300
Columbia, MD 20144

Recruitment Training for the ACL Funded Evaluation of Access to Long Term Services and Supports

Table of Contents

<u>1.</u>	<u>Introduction</u>	1
<u>2.</u>	<u>Project Background</u>	3
	<u>2.1 Evaluation Components</u>	4
	<u>2.2 What’s In It for Your Agency?</u>	6
<u>3.</u>	<u>Partner Roles and Process Overview</u>	7
	<u>3.1 Role of the Agency Specialist</u>	8
	<u>3.2 Role of the Research Team</u>	10
	<u>3.3 Overview of Data Collection Process</u>	11
<u>4.</u>	<u>Eligibility Criteria and Procedures</u>	12
	<u>4.1 Eligibility</u>	12
	<u>4.2 Procedure for Screening Clients</u>	14
	<u>4.3 Informing Eligible Clients about the Survey</u>	23
	<u>4.4 Obtaining Client Contact Information</u>	25
	<u>4.5 Sending Client Contact Information to the Research Team</u>	29
<u>5.</u>	<u>Interviewing Techniques</u>	30
	<u>5.1 Preparation and Organization</u>	31
	<u>5.2 Techniques for Gaining Client Cooperation</u>	32
	<u>5.3 Techniques for Eliciting Accurate and Complete Responses</u>	35
	<u>5.4 Ending the Interview</u>	39
<u>6.</u>	<u>Appendix</u>	40
	<u>Appendix A: Client Screening Tool</u>	41
	<u>Appendix B: Study Description/Agreement to Participate</u>	46
	<u>Appendix C: Data Collection Tool</u>	48
	<u>Appendix D: Tips for Successful Interviewing</u>	53
	<u>Appendix E: Recruitment Training for ACL-Funded Evaluation of Access to Long-Term Services and Supports</u>	Error! Bookmark not defined.

1. Introduction

The Aging and Disability Resource Center (ADRC) program is designed to provide individuals of all ages, disabilities, and income levels with integrated access to community-based long-term services and supports (LTSS). The Administration for Community Living (ACL), which co-sponsors the program with the Centers for Medicaid & Medicare Services (CMS), contracted with IMPAQ International LLC and Abt Associates Inc. to implement a rigorous evaluation of the ADRC program to assess the efficacy of the ADRC program at meeting the LTSS needs of the aging and disability populations. This is the first national evaluation since the program's inception in 2003.

Your Role is Critical!

- ❖ The success of the national LTSS Study hinges on the participation of ADRC and AAA staff.

A central feature of the national evaluation is an assessment of the experiences of clients who receive information and referral (I & R), Option Counseling, Care Transitions, Benefits Supports and a range of other services from the ADRC or Area Agency on Aging (AAA) agencies. Your role in the outcome evaluation is critical. In fact, the success of the national LTSS Study hinges on the investment of ADRC and AAA staff to screen and enroll eligible clients into this study.

Your Role Includes Four Steps

1. Screening clients for study eligibility
2. Telling eligible clients about the study and obtaining verbal consent
3. Collecting client contact information
4. Sending contact information and data to the research team

THIS DOCUMENT IS A REFERENCE GUIDE FOR STAFF WHO ASSIST CLIENTS SEEKING SERVICES FROM ADRC AND AAA AGENCIES THAT HAVE AGREED TO PARTICIPATE IN THE NATIONAL EVALUATION OF THE ADRC PROGRAM.

Agency Reference Guide

The reference guide describes the steps and materials needed to accomplish these tasks, in addition to background information that provides context for your role in the evaluation. The remaining sections of the guide are organized into the following chapters:

- Chapter 2 provides general background information about the overall national evaluation.
- Chapter 3 introduces client eligibility, and provides an overview of roles and responsibilities for this evaluation.
- The procedures that agency staff will be asked to follow when screening and recruiting clients are detailed in Chapter 4, and
- Chapter 5 contains interviewing tips that you may refer to as needed.
- The Appendix includes complete versions of the Part 1. Client Screening Tool; the Part 2. Study Description/Agreement to Participate; and the Part 3. Data Collection Tool. It also includes Tips for Successful Interviewing, and the Webinar Training Slides.

2. Project Background

Since the first round of ADRC grants were awarded in 2003, the mission of the program has been to provide individuals of all ages, disabilities, and income levels with integrated access to community-based LTSS. Targeted and local ADRC evaluations suggest that the program is meeting its goals. However, to confidently report on the effectiveness of the ADRC program in achieving its mission, a comprehensive evaluation is needed. For this reason, the ACL contracted with IMPAQ International LLC and Abt Associates Inc. to implement a rigorous national evaluation of the ADRC program. Through the random selection of ADRC and AAA sites, the evaluation is designed specifically to:

Produce generalizable outcomes about the degree to which ACL through its grant funding, is meeting the LTSS needs of older Americans and individuals with disabilities;

Identify strategies that sites utilize to effectively integrate and streamline access to LTSS;

Lead to program refinement and continuous quality management; and,

Enable ACL to accurately report on the efficacy of ACL-funded LTSS programs to government agencies and the public.

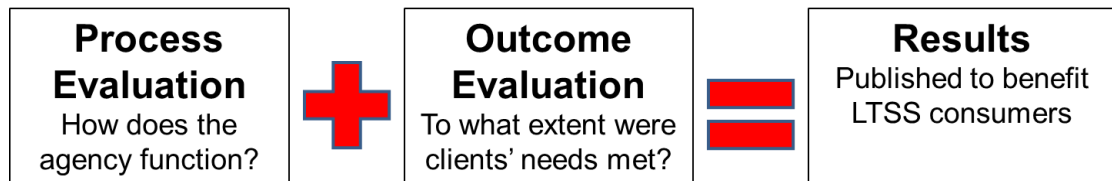
Through this evaluation, ACL specifically seeks to understand whether and how aging network sites are meeting the LTSS needs of the aging and disability populations.



2.1 Evaluation Components

The evaluation contains two components: a *process evaluation* and an *outcome evaluation*. Both components of the study are described here to give you the big picture; however, this reference guide is primarily focused on providing you information related to your role of screening clients for the outcome evaluation. Figure 1 illustrates how each component contributes to the evaluation.

Figure 1. Components of the National Evaluation.



Process Evaluation

An assessment of how the program operates (i.e., the program processes) will be undertaken by the reserach team. The purpose is to determine the extent to which ADRC grantees are providing the full range of high quality services (e.g., streamlining access to public programs, serving as a *One-Stop-Shop/No Wrong Door*).

To collect data for this assessment, a web-based survey was administered. The directors (or other key leadership staff) of all ADRCs, State Units on Aging, and the participating AAA sites were invited to participate in this survey. Information gathered during the process evaluation will help to inform the findings of the outcome evaluation.

Outcome Evaluation

Overall, the outcome evaluation is intended to help ACL determine the extent to which grantees are meeting the LTSS needs of all individuals it serves and whether or not those individuals are satisfied with the information and referral services that they receive. Specifically, the two primary outcomes of this component of the evaluation are to compare:

1. The LTSS experiences of ADRC older adult consumers (i.e., 60+) to the LTSS experiences of the AAA consumers, in communities not served by an ADRC; and
2. The LTSS experiences of ADRC consumers with disabilities to the LTSS experiences of AAA consumers, in communities not served by an ADRC.

Agency Reference Guide

This comparison will help ACL understand how and whether the ADRC service approach differs from the approaches used by another type of agency, AAAs in this case.

ADRC and AAA sites will be recruited for participation in the outcome evaluation. The key component of the outcome evaluation is a brief (15-20 minute) Participant Experience Survey that will be administered to eligible ADRC and AAA clients screened and recruited from the participating sites.

Your role will be to identify clients who are eligible to participate in the study. The research team will conduct the survey and analyze the results.

2.2 What's In It for Your Agency?

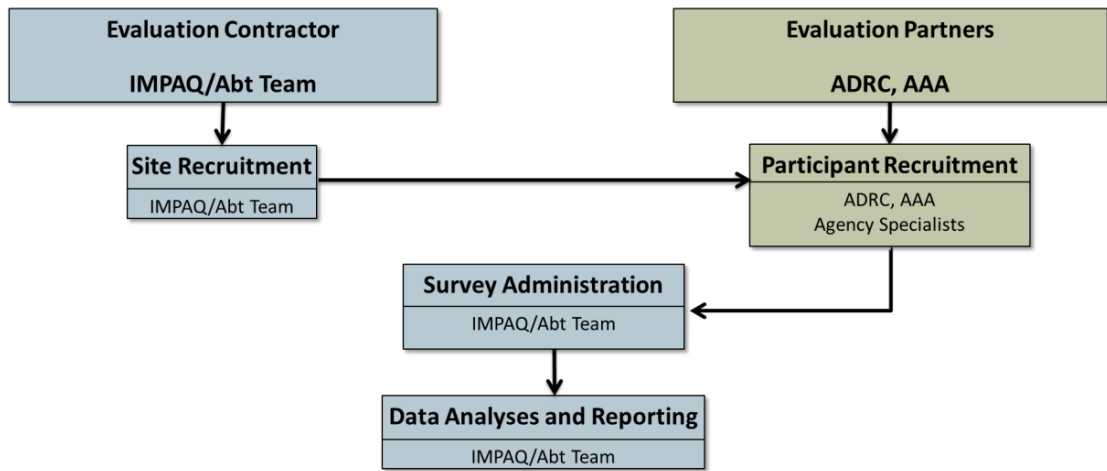
In addition to standard demographic information, the Participant Experience Survey contains questions relating to a participant's experience interacting with your agency, including: their initial contact, the assistance received toward obtaining services requested, and the services received. Participating agencies will receive a report containing agency-specific information and national comparison information that can be used to review program performance.

The report will present the results of the data collected during the process and outcome evaluations. This report will provide site-specific data as well as aggregate data for all participating organizations of their type (i.e., ADRC and AAA). It will also describe best practices and make recommendations for improving the LTSS supported by ACL-funded programs.

3. Partner Roles and Process Overview

This section of the reference guide provides an overview of partner roles and the process by which they will work together in the study. Figure 2 illustrates the roles of the various partners in the outcome evaluation.

Figure 2. Roles and Responsibilities



3.1 Role of the Agency Specialist

As an agency specialist, or someone who serves as the first line of communication with clients, you are critical to the success of the outcome evaluation. Agency specialists are responsible for screening clients, informing eligible clients about the Participant Experience Survey and obtaining their verbal consent, obtaining client contact information and other relevant data, and transmitting contact information and data to the reserach team on a monthly basis.

Agency Specialists' Responsibilities

- ❖ Screen clients for eligibility
- ❖ Inform clients about the survey and obtain consent
- ❖ Collect client contacts
- ❖ Transmit information

Agency Reference Guide

The procedures listed below and described in more detail in Chapter 4 will be followed:

A client contacts the organization (ADRC or AAA) either in-person or by telephone.

The client speaks with an agency specialist as would normally occur.

Once rapport has been established, the agency specialist administers the Client Screening Tool (See [Appendix A](#)). Some screening questions will have been answered during the routine conversation; others will need to be asked specifically for the study.

If the client is eligible for the study the agency specialist describes the study to the client and invites him/her to participate in a 15 to 20 minute survey at a later date, and requests permission to share his or her contact information with the reserach team (See [Appendix B for Study Description/Agreement to Participate](#)).

If the client agrees to participate in the study, the agency specialist will obtain a few more pieces of information that will be used to contact the client approximately one month later (See [Appendix C for Data Collection Tool](#)).

Client information will be recorded by hand using the screening/recruitment tools described above and in more detail below. At the end of each week, the agency specialist will forward the recorded information to Abt by FedEx using addressed, pre-paid envelopes provided by the research team.

3.2 Role of the Research Team

The research team is responsible for providing technical support to agency specialists with all of their evaluation-related activities and conducting the Participant Experience Survey.

For assistance with evaluation activities, you may contact Co-Principal Investigator, Rosanna Bertrand, or research team member, Louisa Buatti.

Technical Support Contacts	
Contact Person	
Rosanna Bertrand, Ph.D. (617) 349-2556 ADRC_AAA_Recruitment@abtassoc.com	Louisa Buatti (301) 634-1711 ADRC_AAA_Recruitment@abtassoc.com
<p>Note: The email address above is a hyperlink. Right click on the hyperlink to send an email to that address. If you type the address into an email, type ADRC_AAA_Recruitment@abtassoc.com</p>	

The research team will use the client contact information and data provided by the participating agencies to contact potential participants, obtain their informed consent, and conduct the Participant Experience Survey. Upon receiving the client information, the research team will telephone the clients who agreed to participate in the study. During the telephone call, the research team will:

Remind the participant of his or her contact with the ADRC or AAA.

Ask the participant to participate in 15–20 minute telephone survey.

Read a formal statement of informed consent and ask the participant to provide verbal agreement.

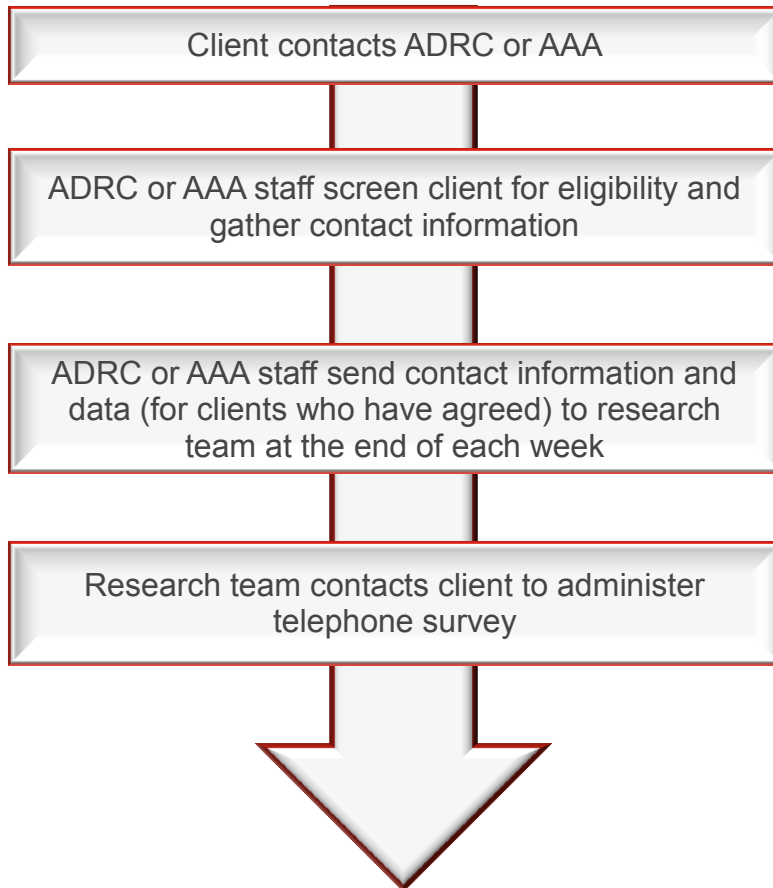
Administer the telephone survey or make arrangements to call back at a more convenient time.

The research team will enter responses to the survey into a data base. Responses to the survey will be reported to ACL in the aggregate; individual survey participants will not be identified.

3.3 Overview of Data Collection Process

Figure 3, below, is a flow chart of the activities to be carried out by each of the partners.

Figure 3. Activity Flow Chart



4. Eligibility Criteria and Procedures

Chapter 4 describes 1) eligibility criteria for the Participant Experience Survey, and 2) procedures for screening clients, informing eligible clients about the Participant Experience Survey, and transmitting contact information to the research team. For additional guidance on interviewing techniques including terminating an interview, please refer to Chapter 5 or [Appendix D](#) for a list of tips for successful interviewing.

4.1 Eligibility

Who is eligible to participate in the outcome evaluation and complete the Participant Experience Survey?

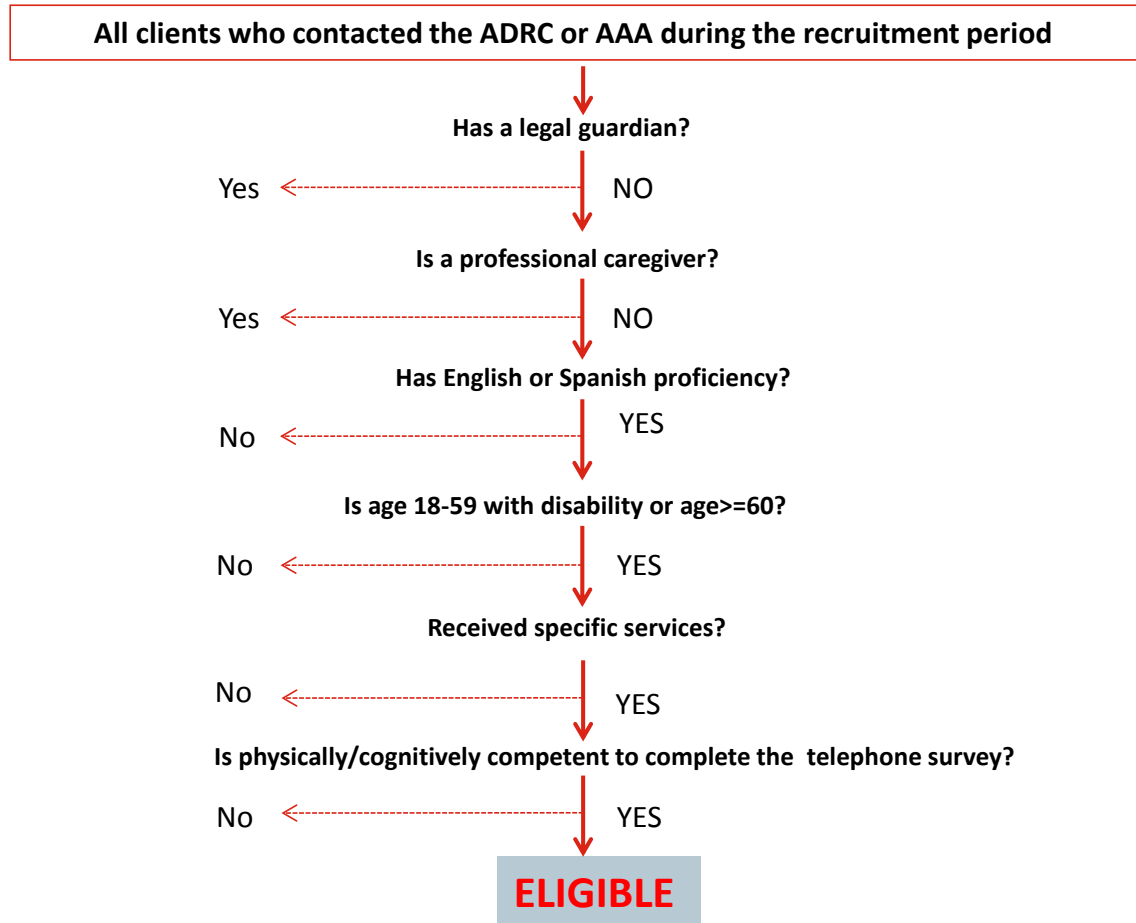
Client eligibility is determined by age, disability status, receipt of certain information/counseling services, as well as the professional status of the caregiver.

A person is eligible to participate in the outcome evaluation if he or she

- ❖ Does not have a legal guardian
- ❖ Is not a professional caregiver
- ❖ Is proficient in either English or Spanish
- ❖ Is 18 years or older with a disability OR is 60 years or older
- ❖ Received a specific service (e.g., I & R services, options counseling, peer support, benefit eligibility determination, or transition assistance)

Figure 4 graphically represents the process for determining eligibility. Step-by-step instructions for determining eligibility will be discussed in greater detail in Section 4.2.

Figure 4. Eligibility Flow Chart



4.2 Procedure for Screening Clients

As noted previously, agency specialists will screen clients for eligibility for the Participant Experience Survey. To screen clients, you will use the form **Part 1: Client Screening Tool** (See [Appendix A](#)). Depending on the responses to the questions on this form, clients will be either eligible or ineligible for the survey (see also Figure 4).

The Client Screening Tool contains a total of eight (8) questions. The answers to some of these questions will be pre-populated by the reserach team. Other questions may be answered during the course of the routine discussion with the client. If a question has already been answered during the conversation, do not ask the client the question again. Instead, fill in the response and return to where you left off, proceeding through the remaining questions consecutively.

If the client does not understand the question the first time that it is read, please re-read the question again, exactly as written. If the client still does not understand the question, you may paraphrase, or ask the question in a way that you think the client will understand. **If the client does not understand (or hear) the question after three (3) tries, the client is ineligible for the study. In this event, please record “Yes” for Question 8 of the Client Screening Tool and discontinue the screening.**

When a Client Doesn't Understand a Question

1. Read the question. If the client doesn't understand:
2. Re-read the question. If the client still does understand:
3. Paraphrase the question. If the client still doesn't undertand:
4. The client is ineligible.

Additional detail on ineligibility based on physical, cognitive, or mental conditions are provided in Section 4.1.8. It is important that you complete one form for each client. Be sure to fill in every blank space and answer every question, if possible.

Please record the information by hand directly onto the client recruitment tools (i.e., Part 1. Client Screening Tool, Part 2. Study Description/Agreement to Participate, and Part 3. Data Collection Tool).

The three screening/ recruitment tools (described below) will be stapled together as sets and a generous supply of them will be mailed

to all sites. Every set will contain a unique client ID number that will appear on each page; please be sure that sets remain stapled together to ensure that client responses on all three tools are associated with one ID number.

It is very important that you ask all the questions that appear on the tools, and record all of the data that you collect and return them to the research team. **Please note that all data should be forwarded to the team even if the client is ineligible for the study and only a minimal amount of data were collected.**

4.2.1 Client Screening Tool: Instructions

Instructions for using the Client Screening Tool are located at the top of the first page of the screening tool. Please be sure to familiarize yourself with the instructions before you begin screening.

In addition to these instructions, it is important to keep in mind that **TEXT IN CAPITAL LETTERS is an instruction to the agency specialist**. “Text in quotation marks” is a question that the agency specialist should **ask aloud of the client**.

4.2.2 Client Screening Tool: Questions 1 and 2

The responses to Questions 1 and 2 will be prepopulated by the research team before you begin the screening process. If for some reason this information is not on your screening tool, please email or call the technical support contacts (see page 10 or page 38 for contact information).

1. Agency Name_____ [WILL BE PREPOPULATED BY RESEARCH TEAM]
2. Agency Type [WILL BE PREPOPULATED BY RESEARCH TEAM]
<input type="checkbox"/> ADRC
<input type="checkbox"/> AAA

4.2.3 Client Screening Tool: Question 3

The agency specialist should check the box that best reflects the client’s response. Be sure to clearly check only one box.

If the client responds “Don’t Know” or if client refuses to answer, the client is ineligible for the study.

For clients who are ineligible for the study, you are finished with the recruiting process. Please record the information completed to that point; the agency will submit these data to the research team. See

3. ASK: “For whom did you contact the agency?”

- Self*
- Parent
- Child
- Other relative
- Friend
- Neighbor
- Client/Patient*
- Other: _____
- DK
- REF

Section 4.5 for details.

Self

If the client responds “Self” to Question 3, the agency specialist should ask the client, “Do you have a legal guardian?” Note that a legal guardian is a person appointed by the court to handle personal decision making for a person who is deemed incapable of managing his or her own affairs.

If the client responds “Yes” to the question about having a legal guardian, the client is ineligible for the study. For clients who are ineligible for the study, you are finished with the recruiting process. Please record the information completed to that point; the agency will submit these data to the research team. See Section 4.5 for details.

Client/Patient

If the client responds “Client/Patient” to Question 3, the agency specialist should ask “Are you a professional caregiver such as a physician, hospital discharge planner, nursing home staff?”

If the client responds “Yes” to the question about being a professional caregiver, the client is ineligible for the study. For clients who are ineligible for the study, you are finished with the recruiting process. Please retain the information completed to that point; the agency will submit these data to the research team. See Section 4.5 for details.

***IF SELF ASK: “Did you have a legal guardian? That is someone appointed by the court to hand your affairs.”**

- Yes
- No

IF YES, CLIENT HAS A GUARDIAN, CLIENT IS INELIGIBLE FOR THE STUDY. DISCONTINUE SCREENER.

***IF CLIENT/PATIENT ASK: “Are you a professional caregiver such as a physician, hospital discharge planner, or nursing home staff?”**

- Yes
- No

IF YES TO PROFESSIONAL CAREGIVER, CLIENT IS INELIGIBLE FOR THE STUDY. DISCONTINUE SCREENER.

[RESPONSE TO THE FOLLOWING QUESTION SHOULD BE MADE FOR THE PERSON IDENTIFIED IN QUESTION ABOVE]

4.2.4 Client Screening Tool: Question 4

For Question 4, the agency specialist should ask the client, “Are you proficient in English or Spanish?”

If the client responds “No” to Question 4, the client is ineligible for the study. For clients who are ineligible for the study, you are finished with the recruiting process. Please retain the information completed to that point; the agency will submit these data to the research team. See Section 4.5 for details.

4. Are you proficient in English or Spanish?

- Yes
- No

IF NO, DISCONTINUE SCREENER.

4.2.5 Client Screening Tool: Question 5

For Question 5, the agency specialist should ask the client, “What is your age?” OR, if the client is contacting the agency on behalf of another person, the agency specialist should ask “What is the age of the person for whom this contact was made?”

Write the client’s response on the line below the question to indicate the number of years of age of the client or the person for whom the contact with the agency was made.

If the client is unable to remember his or her age or the age of the person for whom the contact was made, ask the client, “Do you recall the year of birth?”

Write the year of birth on the line below the question.

Additional Question

The agency specialist should ask the following question, if the information is not normally collected by the agency, “I’d like to ask you a few additional questions to see if you are eligible to participate in a satisfaction survey. Is it okay if I ask these questions?”

If the client responds “No” to Question 5, the client is ineligible for the study. For clients who are ineligible for the study, you are finished with the recruiting process. Please retain the information completed to that point; the agency will submit these data to the research team. See Section 4.5 for details.

5. ASK, “What is the age of the consumer (i.e., the person for whom contact was made)?”
_____ Years

PROBE IF UNABLE TO REMEMBER AGE: DO YOU RECALL THE YEAR OF BIRTH? _____

[RESPONSE TO THE FOLLOWING QUESTION SHOULD BE MADE FOR THE PERSON IDENTIFIED IN QUESTION 3 ABOVE]

IF THE FOLLOWING INFORMATION IS NOT NORMALLY COLLECTED BY YOUR AGENCY, PLEASE READ THE FOLLOWING TO THE CLIENT: “I’d like to ask you a few additional questions to see if you are eligible to participate in a telephone satisfaction survey. Is it ok if I ask these questions?”

- Yes
- No

IF NO, DISCONTINUE SCREENER.

4.2.6 Client Screening Tool: Question 6

Question 6 contains several parts. The agency specialist should ask each part of the question, items a through g.

To determine if the client is eligible for the study, refer back to the response to Question 5. If the **age** indicated by Question 5 **is less than 60 years**, the client must respond “YES” to at least one item in Question 6 to be eligible for the study.

6. ASK, “Do you (OR THE PERSON FOR WHOM CONTACT WAS MADE, IF NOT SELF) have a disability...”
- a. Are you deaf or do you have serious difficulty hearing?
 - Yes
 - No
 - DK
 - REF
 - b. Are you blind or do you have serious difficulty seeing, even when wearing glasses?
 - Yes
 - No
 - DK
 - REF
 - c. Because of a physical, mental, or emotional condition, do you have serious difficulty concentrating, remembering, or making decisions?
 - Yes
 - No
 - DK
 - REF
 - d. Do you have serious difficulty walking or climbing stairs?
 - Yes
 - No
 - DK
 - REF
 - e. Do you have serious difficulty dressing or bathing?
 - Yes
 - No
 - DK
 - REF
 - f. Because of a physical, mental, or emotional condition, do you have serious difficulty doing errands alone such as visiting a doctor’s office or shopping?
 - Yes
 - No
 - DK
 - REF

If the client is ineligible for the study, the agency specialist will discontinue the screener. For clients who are ineligible for the study, you are finished with the recruiting process. Please retain the information completed to that point; the agency will submit these data to the research team. See Section 4.5 for details.

4.2.7 Client Screening Tool: Questions 7 and 8

Question 7 has several parts. The agency specialist should answer this question based on his or her observations of the client.

If the response to all items in Question 7 is “No”, the client is ineligible for the study; however, **the agency specialist should note the services received or requested by the client.** For clients who are ineligible for the study, you are finished with the recruiting process. Please retain the information completed to that point; the agency will submit these data to the research team. See Section 4.5 for details.

The answer to this Question 8 requires a **subjective** response on the part of the agency specialist. Please use your experience working with older adults and/or persons with disabilities to inform your

7. As a result of this contact, did/will the client (OR THE RECIPIENT OF LTSS) receive any of the following services?
- a. Information Assistance and/or Referral(s) (not including options counseling)
 - Yes
 - No
 - b. Options Counseling or Peer Support/Peer Counseling
 - Yes
 - No
 - c. Benefits Counseling or Eligibility Determination
 - Yes
 - No
 - d. Transition Assistance
 - Yes
 - No
 - e. Crisis Intervention
 - Yes
 - No
 - f. Life Skills Training and Support
 - Yes
 - No

IF NO TO ALL RESPONSES IN 7 ABOVE, CLIENT IS INELIGIBLE FOR THE STUDY. DISCONTINUE SCREENING.

NOTE SERVICES RECEIVED OR CLIENT REQUEST _____

8. Based on your observation, does the client have any apparent physical, cognitive, or mental conditions that would prevent him/her from making an informed decision about taking part in this study and/or participating in a 15-20 minute telephone survey?

- Yes
- No

response.

The text box below lists the conditions in which a **client is ineligible for the study after asking the same questions three (3) times.**

**Conditions for Ineligibility
after Three Attempts**

- ❖ Does not understand due to impaired hearing* or cognition
- ❖ Provides nonsensical responses
- ❖ Has difficulty concentrating and appears to be drifting
- ❖ Finds responding to the screening burdensome to the extent that you believe completing a 15-20 minute telephone survey would be unduly taxing

** If communication difficulty is due to hearing impairment, inquire whether or not the client is set up*

If any of the conditions for ineligibility apply, please record “Yes” for Question 8 and discontinue the screening. The possible exception is if “Yes” was for hearing impairment, but is set up with Telecommunications Relay Service (TRS). If yes, then the client may be eligible as the survey can be administered through this service. TRS will be addressed in Part 3. Data Collection Tool.

For clients who are ineligible for the study, you are finished with the recruiting process. Please retain the information completed to that point; the agency will submit these data to the research team. See Section 4.5 for further details.

For clients who are eligible to participate in the survey, you will continue the recruiting process by describing the study, as described in Section 4.3.

4.3 Informing Eligible Clients about the Survey

Agency specialists will inform eligible clients about the Participant Experience Survey using the document **Part 2: Study Description/Agreement to Participate** (see [Appendix B](#)). The way you introduce the study will have a strong influence on the client's decision whether or not to participate. An effective introduction is conducted in a serious, pleasant and confident manner and makes clients believe that:

The study is worth their time

They are important

You want to hear what they have to say

Before you meet with your first client, you should read the statement carefully **out loud** to be sure that you are comfortable with the words and are familiar with the phrasing.

Tips for Introducing the Study

- ❖ Don't assume that a client will or will not participate
- ❖ Pay attention to your voice quality
- ❖ Sound confident
- ❖ Smile-in person and over the phone

The agency specialist should read the statement of informed consent **word for word to each client.**

PART 2. STUDY DESCRIPTION/AGREEMENT TO PARTICIPATE

PLEASE COMPLETE THIS FORM AND RECORD THE RESPONSE.

INSTRUCTIONS: READ THE FOLLOWING STATEMENT TO EACH PERSON WHO IS ELIGIBLE TO PARTICIPATE IN THE STUDY.

“The Administration for Community Living has contracted with IMPAQ International and Abt Associates to conduct a study about the experiences of people like you in obtaining community-based supports and services. Your opinion is very important, which is why you are being invited to participate in a 15 to 20 minute survey which will ask you about your experiences today. If you agree, your name will be added to a list of possible participants, and if randomly selected from the list, someone from Abt SRBI, the company conducting the survey, will contact you by telephone within the next month to tell you more about the study and confirm whether or not you want to participate.

Right now, I am asking your permission to share some information about you with Abt SRBI so that they will be able to call you about participating in the survey. With your permission, I would like to share your name, phone number, the reason you contacted us today, and a few other pieces of information such as information about possible disabilities. Your name or other identifying information will be used only to contact you and will not be stored in the same data file with your responses to the survey or used in any written materials generated in this study. Your decision will not affect your relationship with this agency nor your eligibility to receive their services.

“May I share this information so that Abt SRBI can contact you to participate in the survey?”

- Yes
- No

IF NO, SAY, “Thank you for your consideration.”

Next, the agency specialist will obtain verbal consent from the client for the research team to contact him/her, and check the box that represents the client’s response.

If the client’s response is “No” to the question about sharing contact information for participation in the study, the agency specialist’s role in recruiting this client is finished. Say, “Thank you for your consideration.” **Record the response as this information will be submitted with other data to the research team.**

If the client’s response is “Yes” to this question, say “Thank you” and continue to **Part 3: Data Collection Tool.** A description of procedures for using the Data Collection Tool is found in Section 4.4. The Data Collection Tool is in [Appendix C](#).

4.4 Obtaining Client Contact Information

For those who agree to participate, ask the questions in **Part 3: Data Collection Tool**, copied below and found in [Appendix C](#). Instructions for using the Data Collection Tool are located at the top of the first page of the tool. Be sure to familiarize yourself with the instructions, before you begin data collection.

PART 3. DATA COLLECTION TOOL

PLEASE ASK ALL QUESTIONS ON THIS FORM AND BE SURE TO RECORD ALL RESPONSES.

INSTRUCTIONS:

COMPLETE THE INFORMATION BELOW FOR EACH PERSON WHO AGREED TO SHARE CONTACT INFORMATION WITH THE RESEARCH TEAM IN ORDER TO RECEIVE A FOLLOW-UP CALL TO PARTICIPATE IN A TELEPHONE SURVEY.

THROUGHOUT THIS DOCUMENT, THE CLIENT REFERS TO THE PERSON WHO CONTACTED THE AGENCY.

Please carefully record responses for each client who agreed to share contact information so that he/she can receive a call to participate in the study. Be sure to answer every question, if appropriate.

Tips for Completing the Data Collection Tool

- ❖ Be sure to provide responses to all questions
- ❖ Be sure to check boxes clearly
- ❖ Sign and date the form

4.4.1 Data Collection Tool: Questions 1 – 9.

The agency specialist should ask the client Questions 1–9. It is not necessary to read each of the response choices to the client. The agency specialist should **select the best answer based on the client’s response**. However, you may read each of the answers to the client to

<p>1. Date of Contact with Agency (month, date, year) _ _ / _ _ / _ _</p> <p>2. ASK: What is your name (First, Middle, Last) _____</p> <p>3. ASK: What is your home zip code? _ _ _ _ _</p> <p>4. ASK: What is the best phone number where you can be reached by the research team? Client phone number (_ _ _) _ _ _ - _ _ _ _ _</p> <p>5. ASK: What is the best time for someone to call you about participating in the study? Preferred time to call _ _ : _ _ AM PM Preferred day to call? _____</p> <p>6. ASK: Would you prefer to take the telephone survey in Spanish? <input type="checkbox"/> No <input type="checkbox"/> Yes</p> <p>7. ASK: Would you like to use TRS service for the study? <input type="checkbox"/> No <input type="checkbox"/> Yes</p> <p>8. ASK: What was the main reason that you contacted us today? SELECT ONLY ONE RESPONSE. <input type="checkbox"/> Income assistance <input type="checkbox"/> Energy assistance <input type="checkbox"/> Medicare questions <input type="checkbox"/> Medicaid questions (including questions about HCBS waivers) <input type="checkbox"/> Housing <input type="checkbox"/> Personal Care <input type="checkbox"/> Transportation <input type="checkbox"/> Nutrition <input type="checkbox"/> Chronic health conditions <input type="checkbox"/> Employment <input type="checkbox"/> Support groups <input type="checkbox"/> Recreation opportunities <input type="checkbox"/> Caregiver/respite support <input type="checkbox"/> Home modification <input type="checkbox"/> Attendant care services <input type="checkbox"/> Advocacy <input type="checkbox"/> Education</p>

- Services for emergent care/crisis intervention
- Preventative health services
- Ombudsman/abuse or neglect issues
- Advanced directives
- Mental health
- Transition services
- Other independent living supports or services
- Other, please specify _____

9. ASK: Is this the first time you contacted this agency?
- First time contact
 - Repeat contact

elicit a response if it would be useful.

4.4.1 Data Collection Tool: Questions 10 - 11.

The agency specialist should answer Questions 10–11 based on your experience with the client. These questions should not be asked of the client.

10. Mode of Contact with Agency
- Visited
 - Telephoned
11. IF THE CLIENT STOPPED THE QUESTIONNAIRE BEFORE COMPLETING IT, PLEASE SELECT THE BEST/MOST LIKELY REASON FOR STOPPING:
- Client refused to answer
 - Client’s cognitive abilities prevented completion of questionnaire
 - Client’s physical condition prevented completion of the questionnaire
 - Client’s emotional condition prevented completion of the questionnaire
 - Other, please explain _____

4.4.2. Data Collection Tool: Item 12.

The agency specialist should **sign his or her name** and **write the**

12. The signature of the person who administered this questionnaire indicates that he/she has read the above statement to the consumer/consumer representative and that the person has agreed to have his/her personal information released to Abt SRBI for the purpose of the evaluation.

Name _____ Date _____

date in the spaces provided for Item 12.

THE AGENCY SPECIALIST WILL SUBMIT ALL CLIENT DATA TO THE RESEARCH TEAM. SEE SECTION 4.5 FOR DETAILS.

For questions regarding how to use the screening tool or complete the data collection tool, please contact the project Co-Principal Investigator, Rosanna Bertrand, or team member, Louisa Buatti (please see page 10 or page 38 for contact information).

4.5 Sending Client Contact Information to the Research Team

Agency specialists will send client contact information to the research team **at the end of each week, or at a minimum, at the end of each month.**

Information collected on the following documents should be submitted:

Part 1: Client Screening Tool (for all clients, whether eligible or not)

Part 2: Study Description/Agreement to Participate (for all clients, whether they agree to participate or not)

Part 3: Data Collection Tool (for clients who agree to participate)

4.5.1 Submit client data via FedEx

Your agency will receive a supply of FedEx envelopes and pre-paid, addressed labels in which to return the data forms.

Immediately following client visits, place their forms (whether full or partial data) in one of the FedEx envelopes. Accumulate and store client forms in the envelope in a locked cabinet to ensure client confidentiality.

At the end of each week secure the pre-paid label to the envelope and take it to a FedEx location for shipment. You may find locations of nearby FedEx locations at the following address:

http://www.fedex.com/Dropoff/start?locale=en_US

It is also possible to register, free of charge, for FedEx pick-up. See the following address for information regarding arranging FedEx pick-up.

5. Interviewing Techniques

We are aware that for most of you, the topics and techniques provided in Sections 5.1 and 5.2 are part of your daily routine and that you are very adept at interacting with older adults and adults with disabilities. Our intent is to provide these sections for newer staff, as well as for staff wanting to refresh or enhance their interviewing skills. Sections 5.3 and 5.4, on the other hand, provide specific techniques related to study data collection. We present these sections to familiarize you with research interview methods.

For quick reference, a Checklist of Successful Interview Tips is provided in [Appendix D](#).

Agency specialists have three overarching objectives in the national evaluation of LTSS:

- Gaining client cooperation to participate,
- Eliciting complete and accurate responses from the client, and
- Recording the data in a way that can be read and interpreted by the research team.

The first two goals are directly related to how the interview is conducted. This section provides suggestions for successful interviewing to help you meet your objectives beginning with your activities prior to the interview.

5.1 Preparation and Organization

The first and most important aspect of conducting a client interview is to be organized and prepared.

The most effective interviewer is one who comes to the interview *fully prepared* by knowing and understanding the questions, and anticipating issues that the client may raise.

The effective interviewer also comes to the interview *organized* with the appropriate documents in front of him or her and in the correct order. It is discouraging for a client to wait while an interviewer fumbles through paperwork, so please be prepared.

Prior to screening and recruiting clients, agency specialists also should have participated in the training webinar that was presented by the IMPAQ/Abt research team. In addition, they should have reviewed this reference guide, paying particular attention to Chapter 4, Procedures. Please be sure to review each of the tools multiple times.

Important Aspects of a Successful Interview

- ❖ Be organized and prepared
- ❖ Participate in the training webinar
- ❖ Review the reference guide
- ❖ Review the screening and data collection tools

5.2 Techniques for Gaining Client Cooperation

Generally, people will feel free to speak their minds if they are at ease and believe that you are interested in what they have to say. Effective interviewers put the client at ease; they are articulate, good listeners and patient. In addition, a good interviewer knows how to balance persistence and aggressiveness. Remember to thank clients for their time regardless of whether or not they agree to participate.

Characteristics of an Effective Interviewer

- ❖ Puts clients at ease
- ❖ Articulates
- ❖ Establishes rapport
 - Non-judgmental
 - Good listener
 - Patient
 - Respects Privacy
- ❖ Persists but is not aggressive
 - Probes
 - Paces
 - Paraphrases
- ❖ Ends with a thank you

The following subsections describe a variety of techniques that successful interviewers employ to gain cooperation from clients.

5.2.1. Put Clients at Ease

One technique for putting clients at ease relates to the interviewer's "voice personality." Your tone of voice, attentiveness, and receptive manner can make the difference between a completed interview and a refusal to participate.

Interviewers can put clients at ease by doing the following:

- Reading the questions in a friendly, natural manner;
- Speaking at a moderate speed, and
- Sounding interested.

Smiling while you ask the questions, whether in person or over the phone, tends to produce a welcoming voice.

Physical cues can be effective at putting clients at ease if you are conducting the interview in person. Pay attention to your body language to be sure that it is open and welcoming.

5.2.2 Articulate

Speaking clearly and deliberately so that the client both hears and understands you is a basic skill for effective interviewing with any population. However, this is particularly important for your clients who are older and/or disabled and, therefore, more likely than other adults to experience physical or cognitive impairments.

Speak clearly, slowly, and deliberately;

Look directly at the client (if an in-person interview), and

Gauge the volume of your voice.

For this population speaking clearly and at a slower more deliberate pace is essential, but you already know that. In addition, if you are conducting a face-to-face interview, be sure to look directly at the client rather than down at your paperwork or at your computer as this will help the client to hear and understand your words.

For face-to-face as well as telephone interviews, gauge the necessary volume of your voice at the beginning of the interview and try to maintain that level of volume throughout the interview. Also, be conscious of not letting your voice trail off at the end of a sentence or a phrase.

5.2.3 Establish Rapport

Rapport can be defined as a harmonious relation. To establish rapport, introduce yourself and your role in the evaluation.

Clients need the freedom to say what they feel and think, without being influenced by anything the interviewers might say. You should strive to be nonjudgmental, noncommittal, and objective. Try to act neutral so that the client feels comfortable answering the questions truthfully and completely.

Through actions and words, assure clients that there are no wrong or right answers.

Be a good listener and be patient.

Use reinforcements.

Avoid judgemental responses.

Some clients may need to think about a question for a moment before answering. Others may need to “tell a story” as part of their response. Do not interrupt or rush the client. In order to establish rapport, the client needs to feel as though you care about— and are interested in— what he or she has to say. Respect the individual’s privacy and maintain confidentiality.

When clients seem hesitant, you should assure them that responses will be shared only with the research team and that their names will not be associated with any of the other information that they give. Collecting their names and contact information is done only so that the research team can contact them for survey administration.

In addition, if the topic is sensitive in nature to the client, be sure that you are not within hearing range of other staff or clients. If possible, take the client to a private area to complete the interview. If it is a telephone interview, assure them that the call is not being monitored or recorded.

Reinforcements, words you add to keep the conversation going, are a good way to strengthen rapport. However, be cautious in using reinforcements as they must be neutral rather than conveying any judgment, positive or negative. Neutral reinforcements that may be used include, "Okay" and "Thank you." Always avoid responses such as "Oh, really?" and "Wow!"

Remember, nothing in your words or manner should imply criticism, surprise, approval, or disapproval of either the client's questions or answers.

Responses to Avoid

- ❖ "Oh, really?"
- ❖ "Wow!"
- ❖ "Oh, boy!"
- ❖ "Great Answer"
- ❖ "Hmmm....."

5.3 Techniques for Eliciting Accurate and Complete Responses

5.3.1 Be Persistent not Aggressive

A good interviewer is persistent but not aggressive in order to gain the client's permission to conduct the survey and to gather answers to questions that the client is hesitant to share.

Three of the most effective techniques that you may employ to elicit accurate and complete responses from clients are:

- Probing,
- Pacing, and
- Paraphrasing.

Probing

Probing is one of the most useful techniques for obtaining accurate information, but it must be used carefully in order to avoid introducing the interviewer's perspective into the responses.

Probing is described as using words or techniques to encourage a client to share more accurate information. It is one of the most challenging and important aspects of interviewing. Probes are used when:

- A client's answer is irrelevant.
- A client's answer is unclear.

Example of Probing

"In the past 12 months, has a doctor, nurse, or other health professional given you advice about your weight?"

Irrelevant answer: "My husband is on a diet."

Unclear answer: "People are always telling me I need to gain some weight."

Probe: "What's your best guess?"

"I just need your opinion."

"If you had to choose, which would you pick?"

Neutral probes

The most important thing to keep in mind when you are probing for answers is to use only neutral probes that don't suggest answers.

Repeating the question is one of the best neutral probes and one you'll probably use often.

Never "lead" a client to a particular answer. This is difficult because it would seem natural to do so in ordinary conversation.

Example of Leading the Client's Response

"In the last 12 months, how many times did you go to a doctor's office or clinic to get care for yourself? Would you say:"

- | | | | |
|----|-------|----|------------------|
| A. | None | D. | 3 - 4 times |
| B. | Once | E. | 5 to 9 times |
| C. | Twice | F. | 10 times or more |

Client: "Oh, gosh, I don't go very often... in last year, just a few times."

Interviewer: "So, would you say twice, or three times?"

suggesting an actual number, the proper probe would be a neutral probe like the ones suggested above: "What's your best guess?" or "Which would you pick?"

Know when to stop probing

It is important to know when to stop probing in order to keep from annoying the client.

You should stop probing when:

- You have obtained the necessary information.
- You have encouraged the client to clarify the meaning of his or her own words, so that we know exactly what he/she had in mind.
- The client becomes irritated or annoyed.
- The client has nothing more to say.

Pacing an Interview

The pace of an interview is the mode or rate of progressing and can be a powerful tool. In general, you want an even pace throughout the interview. However, sometimes you will need to increase the pace while other times you'll want to decrease it.

Remember an effective interviewer is a good listener!

In order to employ pacing as an effective technique, it is important to listen to the client as the overall pace has to match the needs of the client. Some clients, like those who have difficulty hearing, need you to speak slowly. On the other hand, people who have told you that they are very busy may not cooperate if they think the interview will take too much time. You can usually get the sense of pace for the survey with the client by the way they speak. If they seem impatient, try to move along at a faster pace.

When to go quickly

There are some places in the survey where you will want to adjust your pace for maximum results. One effective interviewer technique involves reading the introduction section a little quicker. Because this is a common place for clients to quit or hang up, don't pause for very long at the end of the introduction—read the first question right away.

When to go slowly

A mistake made by some interviewers is to speed up at the end of an interview because they are getting tired and no longer have the patience they had in the beginning. Clients can feel this and often interpret it as a lack of caring. They can feel your restlessness and will often just quit.

Paraphrasing

Sometimes a client may not understand a question that you have asked. As noted in Chapter 4, the agency specialist should paraphrase the question. That is, ask the question in a way that you think the client will understand. You may wish to paraphrase a question after you have asked the question as written twice, and the client still does not provide a relevant and clear response.

Effective interviewers are able to paraphrase to elicit appropriate responses.

In order to do that you will need to be very familiar with the questions, pay close attention to what the client is saying and be familiar with the issues that are being addressed by the questions. Remember, you are trying to elicit responses to the questions in the survey specifically. You may use neutral probes after paraphrasing

Agency Reference Guide

the question if the client does not provide a relevant or clear response to the rephrased question.

If you find that clients are having difficulty understanding a question or questions and you are unable to rephrase the question in a way that the clients understand, please contact the evaluation technical support team (see page 10 or page 38 for contact information).

5.4 Ending the Interview

When concluding an interview, please be sure to ask the clients if they have any lingering questions and respond to the best of your ability. If a client poses a question regarding the study that you are unable to answer, please contact the research team and then forward the response to the client.

The end of the interview is also an opportune time to once again assure clients that the information that they provided during the interview will be kept confidential and only shared with the research team. Also, for clients who have agreed to participate in the study, remind them that their names or contact information will not be linked to their responses to other questions that you asked them, nor will their names be linked to the responses that they give on the survey itself.

Thank clients for their time regardless of whether or not they agree to participate.

This step may seem obvious, but it doesn't hurt to be reminded of it, especially when we are ending interviews with clients who did not agree to participate in the study. It is not uncommon to forget to thank these folks for taking the time to hear about the study even though they decided not to participate.

For clients who are eligible and agree to participate, let them know that they will be contacted within one month by the research team to set up a time for survey participation.

Technical Support Contacts	
Contact Person	
Rosanna Bertrand, Ph.D. (617) 349-2556 ADRC_AAA_Recruitment@abtassoc.com	Louisa Buatti (301) 634-1711 ADRC_AAA_Recruitment@abtassoc.com
Note: The email address above is a hyperlink. Right click on the hyperlink to send an email to that address. If you type the address into an email, type ADRC_AAA_Recruitment@abtassoc.com	

6. Appendix

The Appendices A–C contain the three tools that will be used by agency specialists in recruiting clients for the Participant Experience Survey. Appendix D includes a checklist of tips for successful interviewing.

- Appendix A: Client Screening Tool
- Appendix B: Study Description/Agreement to Participate
- Appendix C: Data Collection Tool
- Appendix D: Tips for Successful Interviewing

Appendix A: Client Screening Tool

Agency Reference Guide

PART 1. CLIENT SCENING TOOL

PLEASE ASK ALL QUESTONS ON THIS FORM AND BE SURE TO RECORD ALL RESPONSES.

INSTRUCTIONS FOR COMPLETING THIS FORM:

THROUGHOUT THIS DOCUMENT, CLIENT REFERS TO THE PERSON WHO IS MAKING CONTACT WITH YOUR AGENCY. CONSUMER IS THE PERSON FOR WHOM THE LONG TERM SUPPORTS AND SERVICE ARE INTENDED.

SOME SCREENING QUESTIONS ARE PREPOPULATED, AND OTHERS MAY BE ANSWERED DURING THE COURSE OF THE ROUTINE DISCUSSION WITH THE CLIENT.

- QUESTIONS 1 AND 2 WILL BE PREPOPULATED BY THE RESEARCH TEAM.
- QUESTIONS 3-6 SHOULD BE ASKED IF NOT ANSWERED DURING THE ROUTINE CLIENT DISCUSSION.

1. Agency Name _____ [WILL BE PREPOPULATED BY RESEARCH TEAM]

2. Agency Type [WILL BE PREPOPULATED BY RESEACH TEAM]

- ADRC
 AAA

3. ASK: "For whom did you contact the agency?"

- Self*
 Parent
 Child
 Other relative
 Friend
 Neighbor
 Client/Patient*
 Other: _____
 DK
 REF

IF DK OR REF, CLIENT IS INELIGIBLE FOR THE STUDY. DISCONTINUE SCREENER.

*IF SELF ASK: "Do you have a legal guardian? That is someone appointed by the court to handle your affairs."

- Yes No

IF YES. CLIENT HAS A LEGAL GUARDIAN, CLIENT IS INELIGIBLE FOR THE STUDY. DISCONTINUE SCREENER.

Agency Reference Guide

*IF CLIENT/PATIENT ASK: “Are you a professional caregiver such as a physician, hospital discharge planner, or nursing home staff?”

Yes No

IF YES TO PROFESSIONAL CAREGIVER, CLIENT IS INELIGIBLE FOR THE STUDY. DISCONTINUE SCREENER.

[RESPONSE TO THE FOLLOWING QUESTION SHOULD BE MADE FOR THE PERSON IDENTIFIED IN QUESTION 3 ABOVE]

4. Are you proficient in English or Spanish?

Yes No

IF NO, DISCONTINUE SCREENER.

1.

5. ASK, “What is the age of the consumer (i.e., the person for whom contact was made)?”

_____ Years

PROBE IF UNABLE TO REMEMBER AGE: DO YOU RECALL THE YEAR OF BIRTH?

[RESPONSE TO THE FOLLOWING QUESTION SHOULD BE MADE FOR THE PERSON IDENTIFIED IN QUESTION 3 ABOVE]

IF THE FOLLOWING INFORMATION IS NOT NORMALLY COLLECTED BY YOUR AGENCY, PLEASE READ THE FOLLOWING TO THE CLIENT: “I’d like to ask you a few additional questions to see if you are eligible to participate in a telephone satisfaction survey. Is it okay if I ask these questions?”

Yes No

IF NO, DISCONTINUE SCREENER.

6. ASK, “Do you (OR THE PERSON FOR WHOM CONTACT WAS MADE, IF NOT SELF) have a disability....”

a. Are you deaf or do you have *serious* difficulty hearing?

- Yes
- No
- DK
- REF

Agency Reference Guide

- b. Are you blind or do you have *serious* difficulty seeing, even when wearing glasses?
- Yes
 - No
 - DK
 - REF
- c. Because of a physical, mental, or emotional condition, do you have *serious* difficulty concentrating, remembering, or making decisions?
- Yes
 - No
 - DK
 - REF
- d. Do you have *serious* difficulty walking or climbing stairs?
- Yes
 - No
 - DK
 - REF
- e. Do you have *serious* difficulty dressing or bathing?
- Yes
 - No
 - DK
 - REF
- f. Because of a physical, mental, or emotional condition, do you have *serious* difficulty doing errands alone such as visiting a doctor's office or shopping?
- Yes
 - No
 - DK
 - REF

IF AGE IS LESS THAN 60 AND NONE OF THE ITEMS IN QUESTION 6 WERE "YES" CLIENT IS INELIGIBLE FOR THE STUDY. DISCONTINUE SCREENING.

INSTRUCTIONS: QUESTIONS 7 AND 8 SHOULD BE ANSWERED BY AGENCY BASED ON OBSERVATIONS OF THE CLIENT.

7. As a result of this contact, did/will the client (OR THE RECIPIENT OF LTSS) receive any of the following services?
- | | Yes | No | |
|----|--------------------------|--------------------------|------------------------------------------------------------------------------|
| a. | <input type="checkbox"/> | <input type="checkbox"/> | Information Assistance and/or Referral(s) (not including options counseling) |
| b. | <input type="checkbox"/> | <input type="checkbox"/> | Options Counseling or Peer Support/Peer Counseling |
| c. | <input type="checkbox"/> | <input type="checkbox"/> | Benefits Counseling or Eligibility Determination |
| d. | <input type="checkbox"/> | <input type="checkbox"/> | Transition assistance |
| e. | <input type="checkbox"/> | <input type="checkbox"/> | Crisis intervention |
| f. | <input type="checkbox"/> | <input type="checkbox"/> | Life skills training or support |

Agency Reference Guide

IF NO TO ALL RESPONSES IN 7 ABOVE, CLIENT IS INELIGIBLE FOR THE STUDY. DISCONTINUE SCREENING.

NOTE SERVICES RECEIVED OR CLIENT REQUEST _____

8. Based on your observation, does the client have any apparent physical, cognitive, or mental conditions that would prevent him/her from making an informed decision about taking part in this study and /or participating in a 15-20 minute telephone survey?

Yes

No

IF YES TO ITEM 8, CLIENT IS INELIGIBLE FOR THE STUDY.

IF NO, CONTINUE TO SECTION 2. STUDY DESCRIPTION/AGREEMENT TO PARTICIPATE.

For questions regarding how to use the screening tool or complete the form, please contact the project Co-Principal Investigator, Rosanna Bertrand or team member, Louisa Buatti:

Technical Support Contacts	
Contact Person	
Rosanna Bertrand, Ph.D. (617) 349-2556 ADRC AAA Recruitment@abtassoc.com	Louisa Buatti (301) 634-1711 ADRC AAA Recruitment@abtassoc.com
Note: The email address above is a hyperlink. Right click on the hyperlink to send an email to that address. If you type the address into an email, type ADRC_AAA_Recruitment@abtassoc.com	

Appendix B: Study Description/Agreement to Participate

PART 2. STUDY DESCRIPTION/AGREEMENT TO PARTICIPATE

PLEASE COMPLETE THIS FORM AND RECORD THE RESPONSE.

INSTRUCTIONS: READ THE FOLLOWING STATEMENT TO EACH PERSON WHO IS ELIGIBLE TO PARTICIPATE IN THE STUDY.

“The Administration for Community Living has contracted with IMPAQ International and Abt Associates to conduct a study about the experiences of people like you in obtaining community-based supports and services. Your opinion is very important, which is why you are being invited to participate in a 15 to 20 minute survey which will ask you about your experiences today. If you agree, your name will be added to a list of possible participants, and if randomly selected from the list, someone from Abt SRBI, the company conducting the survey, will contact you by telephone within the next month to tell you more about the study and confirm whether or not you want to participate.

Right now, I am asking your permission to share some information about you with Abt SRBI so that they will be able to call you about participating in the survey. With your permission, I would like to share your name, phone number, the reason you contacted us today, and a few other pieces of information such as information about possible disabilities. Your name or other identifying information will be used only to contact you and will not be stored in the same data file with your responses to the survey or used in any written materials generated in this study. Your decision will not affect your relationship with this agency nor your eligibility to receive their services.

May I share this information so that Abt SRBI can contact you for participation in the survey?”

Yes No

IF NO, SAY “Thank you for your consideration.”

Appendix C: Data Collection Tool

PART 3. DATA COLLECTION TOOL

PLEASE ASK ALL QUESTIONS ON THIS FORM AND BE SURE TO RECORD ALL RESPONSES.

INSTRUCTIONS:

COMPLETE THE INFORMATION BELOW FOR EACH PERSON WHO AGREED TO SHARE CONTACT INFORMATION WITH THE RESEARCH TEAM IN ORDER TO RECEIVE A FOLLOW-UP CALL TO PARTICIPATE IN A TELEPHONE SURVEY. THROUGHOUT THIS DOCUMENT, THE CLIENT REFERS TO THE PERSON WHO CONTACTED THE AGENCY.

1. Date of Contact with Agency (month, date, year) __/__/__

2. ASK: What is your name (First, Middle, Last) _____, _____,

3. ASK: What is your home zip code? _____

4. ASK: "What is the best phone number where you can be reached by the research team?"

Client Phone number (____) ____ - _____

5. ASK: "What is the best time for someone to call you about participating in the study?"

Preferred time to call __: __ AM PM
Preferred day to call? _____

6. ASK: "Would you prefer to take the telephone survey in Spanish?"
 No
 Yes

7. ASK: "Would you like to use TRS service for the study?"
 No
 Yes

Agency Reference Guide

8. ASK: "What was the main reason that you contacted us today?"

SELECT ONLY ONE RESPONSE.

- Income assistance
- Energy assistance
- Medicare questions
- Medicaid questions (including questions about HCBS waivers)
- Housing
- Personal care
- Transportation
- Nutrition
- Chronic health conditions
- Employment
- Support groups
- Recreation opportunities
- Caregiver/respice support
- Home modification
- Attendant care services
- Advocacy
- Education
- Services for emergent cares/crisis intervention
- Preventative health services
- Ombudsman/abuse or neglect issues
- Advanced directives
- Mental health
- Transition services

Agency Reference Guide

- Other Independent living supports or services
- Other, please specify _____

9. ASK: "Is this the first time you contacted this agency?"

- First time contact
- Repeat contact

QUESTIONS 10-11 SHOULD BE ANSWERED BY THE AGENCY.

10. Mode of Contact with Agency

- Visited
- Telephoned

Agency Reference Guide

11. IF THE CLIENT STOPPED THE QUESTIONNAIRE BEFORE COMPLETING IT, PLEASE SELECT THE BEST/MOST LIKELY REASON FOR STOPPING:

- Client refused to answer
- Client's cognitive abilities prevented completion of questionnaire
- Client's physical condition prevented completion of the questionnaire
- Client's emotional condition prevented completion of the questionnaire
- Other, please explain _____

12. The signature of the person who administered this questionnaire indicates that he/she has read the above statement to the consumer/consumer representative and that the person has agreed to have his/her personal information released to Abt SRBI for the purpose of the evaluation.

Name _____ Date _____

For questions regarding how to use the screening tool or complete the data collection tool, please contact the project Co-Principal Investigator, Rosanna Bertrand or team member, Louisa Buatti:

Technical Support Contacts	
Contact Person	
Rosanna Bertrand, Ph.D. (617) 349-2556 ADRC_AAA_Recruitment@abtassoc.com	Louisa Buatti (301) 634-1711 ADRC_AAA_Recruitment@abtassoc.com
Note: The email address above is a hyperlink. Right click on the hyperlink to send an email to that address. If you type the address into an email, type ADRC_AAA_Recruitment@abtassoc.com	

Appendix D: Tips for Successful Interviewing

TIPS FOR SUCCESSFUL INTERVIEWING

Characteristics of an effective interviewer

Articulate

A good listener

Patient and does not interrupt or rush the client

Persistent but not aggressive, to gain the client's permission to conduct the survey and to gather answers to questions that the client is hesitant to share

Understands the issues

Understands the questions and can rephrase them if necessary

Able to put clients at ease, assuring them that there are no right or wrong answers

Organized and prepared. Before beginning with a client, the interviewer must have completed all paperwork from the prior interview and be ready with new tools.

Ends the questions by thanking the client

Respects the individual's privacy and maintains confidentiality

Tips for being a good interviewer

Reviews the material and procedures before speaking with the client.

Is confident

Pays attention to voice quality

Doesn't assume the client will- or will not participate

Asks the questions exactly as they are written. You must ask the questions exactly as all the other interviewers do so that the results can be combined and interpreted meaningfully.

Asks the questions in a respectful manner and do not imply that some answers are "better" than others.

When an answer is unclear, asks the question again or asks it in a slightly different way, being careful not to change the meaning or "lead" the client into a particular response.

If an answer seems inconsistent with previous information given, tries to discover the truth by asking another question or asking a question slightly differently.



 <p><i>To our ADRC and AAA partners,</i></p> <p>Thank you for your support on the LTSS project.</p> <p>We look forward to our continued collaboration in the new year.</p> <p>Happy 2014!</p> <p>Sincerely, The National Evaluation Team</p> <p>ADRC AAA Recruitment@abtassoc.com Abt Associates 55 Wheeler Street Cambridge, MA 02138 0: 617.520.3015 www.abtassociates.com</p>	<hr/> <hr/> <hr/> <hr/> <hr/>
--------------------------------------------------------------------------------------------------------------------------------------------------------------------------------------------------------------------------------------------------------------------------------------------------------------------------------------------------------------------------------------------------------------------------------------------------------------------------------------------------------------------------------------------------------------------------------------------------------------	-------------------------------

APPENDIX R. OUTCOME EVALUATION PARTICIPANT EXPERIENCE SURVEY

INSTRUCTIONS TO ABT SRBI: PREPOPULATE (PP) INFORMATION IN [] FROM CLIENT SCREENING TOOL (ES) AND DATA COLLECTION (DC) TOOLS. THESE PREPOPULATED DATA WILL BE USED THROUGHOUT THE SURVEY TO ORIENT THE RESPONDENT TO THEIR EXPERIENCE WITH THE AGENCY AT THE TIME OF THE CONTACT IN WHICH THEY WERE SCREENED FOR ELIGIBILITY FOR THE STUDY.

[ID Number – Footer ES/DC]

[Agency Type – ES 2]

ADRC

AAA

[Need Spanish interpreter – DC 6]

Yes

No

[Need TRS service - DC 7]

Yes

No

[Preferred call time – DC 5]

PP1. [Agency Name – ES 1] _____

PP2. [Respondent Type – ES 3]

Self

Parent

Child

Other relative

Friend

Neighbor

Client/Patient

Other: _____

[CATI INSTRUCTION: There are several places in the questionnaire where there is a “you/your [insert PP2]” construction or a “your/your [insert PP2]” construction, sometimes paired with the grammatical “are/is” construction. If the PP2. Respondent Type is “Self”, use the first option (“you”). If the Respondent Type is anything else besides “Don’t Know” or “Refused”, use the second option (“your [insert PP2]”).]

PP3. [Study Type – ES 5/ES 6]

Older Adult (response to 5= \geq 60)

Disability (yes to any 6a-6f)

PP4. [Result of Contact – ES 7]

Information Assistance and/or Referral(s) (not including options counseling) _____

Options Counseling or Peer Support/Peer Counseling _____

Benefits Counseling or Eligibility Determination

Transition assistance _____

Crisis intervention

Life skills training or support

PP5. [Date of Contact – DC 1]

(month, date, year) __/__/__

PP6. [Reason for contacting the agency (client’s need at time of the time of contact) – DC 8]

PP7. [Mode of Contact – DC 10]

In-person visit

Telephone call

PP8. [Respondent Name – DC 2]

PP9. [Respondent Age – ES 5]

1. Introduction

"Hello, may I speak to _____ [insert PP8]?

Hello, my name is [insert survey administrator name].

I am calling on behalf of the United States Administration for Community Living to ask about the quality of your experience with [insert PP1] on [insert pp5].

[INTERVIEWER NOTE: IF RESPONDENT DOES NOT REMEMBER CALLING OR VISITING THE AGENCY, PLEASE JOG THEIR MEMORY BY MENTIONING IT BY NAME [INSERT PP1].

[PROGRAMMER NOTE: INCLUDE A SCREEN-OUT PUNCH FOR THOSE WHO INSIST THEY HAD NO CONTACT WITH [INSERT PP1] AGENCY.]

During that [insert PP7; if blank, use ‘initial contact’] you talked to staff about service needs for you/your [insert PP2], concerning [insert PP6]. At that time you said that you would be willing to participate in an interview about your experience. Can I ask you some questions about that experience? It will only take 20 minutes.

I.1. Is now a good time for the interview about your experiences?

Yes [If yes, skip to Statement of Informed Consent]

No, this is a bad time [GO TO I.2]

No, I don’t remember calling agency [THANK AND END CALL]

REF, no I don’t want to do an interview [GO TO I.3]

I.2 When would be a better time to call back to do the interview?

Gives call back time _____ [SET CALLBACK, THANK AND END CALL]
DK [END CALL]
REF [END CALL]

I.3 Can I ask why you are not interested in participating? _____
DK
REF

Thank you for your time [end the call].

PARTICIPANT EXPERIENCE SURVEY STATEMENT OF INFORMED CONSENT

I will read to you a statement of informed consent that will provide you with information about the survey and inform you of your rights as a survey respondent. The Administration for Community Living is sponsoring a national evaluation of the accessibility of community long-term supports and services. You are receiving this call because you contacted [PP1, name of agency] on [PP5, insert date] and gave your permission for a research team to contact you to participate in a brief telephone survey about your experience. The survey is being conducted by Abt SRBI on behalf of the Administration for Community Living. Your input about your experiences in obtaining community-based supports and services is important to us. Your participation in this 20 minute survey is completely voluntary and you may choose to discontinue the interview at any time, for any reason.

We will combine the information that we gather from all participants (about 3,400), and include the findings in a report that will be prepared for the Administration for Community Living for the purpose of improving its services. Your name or any other identifying information will not be used in any report generated in this study. Your confidentiality will be protected to the extent provided by law. There will be no direct benefit to you from participating in the evaluation, nor will your or your family's services be impacted in any way by your responses to this survey. The information you provide will help the Administration for Community Living improve its services for both older Americans and individuals with disabilities.

I.4. Do you agree to participate in this research study and begin study procedures as we have discussed?

Agree [CONTINUE TO INTRO BEFORE P.1 AND A.1]
Disagree [GO TO I.5]

I.5. Can you tell me why you don't wish to participate in the interview? _____
DK
REF
[THANK AND END]

2. Participant Experience Survey

If you have any questions during the interview, please stop and ask me. Also, please let me know if you do not understand a question or if you would like me to repeat it.

Section A. Initial Contact

[IF PP7 IS BLANK, ASK A.0]

[THE ANSWER FOR A.0 WILL BECOME THE VALUE FOR PP7.]

A.0 Was the initial contact with [insert PP1] a telephone call or in-person visit?

1. In-person visit
2. Telephone call
3. DK
4. RF

[IF DK OR RF, USE 'INITIAL CONTACT' FOR VALUE OF PP7]

[IF ES6=4 (undetermined study type, PP3), ASK A.0b]

A.0b I just need to verify your current age to be sure you are eligible for the study. Are you 60 years of age or older?

1. Yes
2. No
3. DK
4. RF

[IF A.0b = YES, GO TO SENTENCE BEFORE A.1 – “The first set of questions...”; OTHERWISE READ THE FOLLOWING]:

I'm sorry, but you are ineligible for this study. Thank you for your time. Goodbye. [TERMINATE INTERVIEW]

The first set of questions has to do with the experiences that you had when you had a [insert PP7] with [insert PP1] on [insert PP5].

A.1. When you contacted [insert PP1], you said that the main reason for your [insert PP7] was [insert PP6]. Is that correct?

YES [If yes, skip to A.3, else continue to A.2]

- NO
DK
REF

A.2. I'm sorry; please tell me, what was the **main** reason that you contacted [insert PP1] on [insert PP5]?
[RECORD RESPONSE; CODING WILL BE DONE IN POST-PRODUCTION]

Safe and affordable housing options
Peer support services/groups
HCBS Medicaid Waiver Programs
Caregiver Support (i.e. respite programs, support groups, or counseling)

Nutrition Programs
Employment services
Education services
Opportunities to develop advanced directives
Transportation services
Opportunities for socialization/recreation
Mental health services
Ombudsman services/Services related to abuse or neglect
Health prevention and screening services
Services for emergent cases/Crisis intervention
Transition programs (from hospitals, nursing homes etc.)
Nursing home (institutional) diversion programs
Nursing home/residential beds
Income assistance
Energy assistance
Personal care services
Independent Living services (e.g., home modification, attendant care)
Independent Living Skills training
Other
(VOL) DK
(VOL) REF

A.3. From where did you *first* find out about [insert PP1]? [CHECK MOST APPROPRIATE RESPONSE]

Family member, friend or other acquaintance
Hospital/Clinic/Doctor
Nursing Home/Assisted Living
Phone Book
Brochure/Flyer
Referral from senior center
Referral from another agency/organization
Through work
Internet/Website
Media/Newspaper/TV/Radio
Other _____
DK
REF

A.4. Was [insert PP1] the first organization that you contacted about [insert PES A.2 if answered OR PP6]?

Yes
No
DK
REF

Section B. Agency Efficiency

These next questions are about your experience during your [insert PP7] with [insert PP1] on [insert PP5].

B.1. [ASK ONLY IF PP7 = IN-PERSON VISIT; ELSE SKIP TO B.2] When you contacted the [insert PP1], how long did you wait during the initial contact to talk with someone who could help you with [insert PES A.2 IF ANSWERED OR PP6]? [DO NOT READ RESPONSES, PLEASE CHECK APPROPRIATE RESPONSE]

Minimal wait (less than five minutes)

Five to 10 minutes

10 minutes to 20 minutes

Over 20 minutes

DK

REF

B.2. Were you able to talk to a representative during your first [insert PP7] with [insert PP1]?

YES

NO

DK

REF

[IF 'YES' AT B.2, SKIP TO B.4. ELSE, ASK B.3]

B.3. Do you recall how many additional contacts you had to make before you were able to talk with a representative, including calls where you left a message on a machine? [DO NOT READ RESPONSES] [PROBE: IF NOT SURE, PROBE FOR BEST ESTIMATE AND READ CHOICES]

None

One

Two

Three

Four or more

DK

REF

B.4. Including the contact that you made with [insert PP1] on [insert PP5], how many times have you had to describe your request for services to [insert PP1], or explain what you needed? [DO NOT READ RESPONSES]

One time

Two times

Three or four times

Five or more times

DK

REF

B.5. Throughout your contact with **[insert PP1]** did any of the following circumstances reduce or prevent your ability to resolve your issue? **[READ EACH ITEM TO GET A YES/NO ANSWER]**

	YES	NO	DK	REF
[insert PP1] 's hours of operation	1	2	3	4
Difficulty reaching [insert PP1] 's staff	1	2	3	4
Language or communication problems	1	2	3	4
Lack of staff professionalism	1	2	3	4
Lack of staff knowledge	1	2	3	4
Lack of staff follow through	1	2	3	4

Section C. Effectiveness of Agency Representative

C.1. Did you feel the representative at **[insert PP1]** paid close attention to what you were saying?
[READ CHOICES]

Yes, definitely
Yes, probably
No, probably not
No, definitely not
DK
REF

C.2. In your opinion, how knowledgeable was the representative at **[insert PP1]** about the reason you contacted them, that is **[insert PES A.2 if answered; else insert PP6]**? Were they...
[READ CHOICES]

Very knowledgeable,
Somewhat knowledgeable,
Not very knowledgeable, or
Not at all knowledgeable
DK
REF

C.3. When you had a **[insert PP7]** with **[insert PP1]** on **[insert PP5]**, was the information you received from the representative at **[insert PP1]** ...
[READ CHOICES]

Very clear and understandable,
Somewhat clear and understandable,
Not very clear or understandable, or
Not at all clear or understandable?
DK
REF

C.4. Based on your request for help with **[insert PES A.2 if answered; else insert PP6]** when you contacted **[insert PP1]**, did the representative ask questions that made you feel that the needs for which you initially contacted the agency were being correctly assessed?

YES
NO
DK
REF

C.5. If assistance was requested, did the representative at **[insert PP1]** work with you to develop a plan outlining your next steps in meeting your/your **[insert PP2]**'s ongoing need for services or supports?

[INTERVIEWER NOTE: IF RESPONDENT IS UNCLEAR AS TO WHAT YOU MEAN BY ‘ SERVICES AND SUPPORTS’, YOU MAY OFFER THIS DESCRIPTION: “SERVICES AND SUPPORTS ARE THINGS YOU MAY NEED TO MEET YOUR HEALTH OR PERSONAL CARE NEEDS AND TO ASSIST YOU WITH THE BASIC PERSONAL TASKS OF EVERYDAY LIFE ”.]

YES

NO

No assistance requested for long term care needs

DK

REF

[if yes at C.5, go to C.6; otherwise skip to D.1]

C.6. Does this plan accurately reflect your/your **[insert PP2]**’s needs and preferences for resolving the issue that you called about, that is **[insert PES A.2 if answered; else insert PP6]**?

[READ CHOICES]

Yes, definitely

Yes, probably

No, probably not

No, definitely not

DK

REF

Section D. Institutional Diversion

D.1. When you contacted **[insert PP1]**, were you considering a move to a long-term care facility, such as a nursing home, for yourself/your **[insert PP2]**?

YES
NO
DK
REF

D.2. Did the representative you talked to at **[insert PP1]** on **[insert PP5]** help you to understand choices for staying in the community to avoid or delay moving to a nursing home or other long-term care facility?

YES
NO
DK
REF

D.3. How likely is it that you/your **[insert PP2]** will have to move into a nursing home within the next five years? Would you say that it is...

[READ CHOICES]

Very likely,
Somewhat likely,
Somewhat unlikely, or
Very unlikely
DK
REF

Section E. Assistance with Services

From the next set of questions, we would like to learn about your experiences in obtaining the services for which you contacted [insert PP1] on [insert PP5].

E.1. Did you receive access to the service that you/your [insert PP2] needed directly from [INSERT PP1] or indirectly by a referral to another agency?

Directly ([insert PP1] provided the service) [If selected, skip to Section E1]

Indirectly (you were referred elsewhere)

Both/some services provided by [insert PP1] staff and some through referrals

DK

REF

E.2. Did the representative of [insert PP1] help you/your [insert PP2] to connect with the services you/your [insert PP2] needed?

YES [If yes, continue to E.3; else skip to Section E1]

NO

DK

REF

E.3. Did the representative of [insert PP1] transfer your call to an agency or organization that provided you/your [insert PP2] with your/your [insert PP2]'s needed or requested services?

YES

NO

DK

REF

[IF YES, SKIP TO E.6, OTHERWISE, GO TO E.4]

E.4. Did the representative of [insert PP1] give you contact information (telephone number, address, web address) of an agency or organization that provided you/your [insert PP2] with needed or requested services?

YES [If yes, skip to E.6; else continue to E.5]

NO

DK

REF

E.5. Did the representative of [insert PP1] contact the service provider and arrange for them to contact you?

YES [If yes, continue to E.6; else, skip to Section E1]

NO

DK

REF

E.6. When you contacted the provider about the services you were seeking, did that provider already have the information that you gave to [insert PP1] or did you have to explain your/your [insert PP2]'s need again? **[READ CHOICES]**

Provider had the information

Provider had the information but it wasn't correct or it was incomplete and you had to start the process again

Provider did not have the information and you had to start the process again

DK

REF

E.7. As a result of your contact with [insert PP1], to what supports and services were you transferred or referred? **[RECORD RESPONSE BELOW (CODING WILL BE DONE IN POST-PRODUCTION)]**

Safe and affordable housing options

Peer support services/groups

HCBS Medicaid Waiver Programs

Caregiver Support (i.e. respite programs, support groups, or counseling)

Nutrition Programs

Employment services

Education services

Opportunities to develop advanced directives

Transportation services

Opportunities for socialization/recreation

Mental health services

Ombudsman services/Services related to abuse or neglect

Health prevention and screening services

Services for emergent cases/Crisis intervention

Transition programs (from hospitals, nursing homes etc.)

Nursing home (institutional) diversion programs

Nursing home/residential beds

Income assistance

Energy assistance

Personal care services

Medicaid waiver assistance

Independent Living services (e.g., skills training, peer support)

Other _____

None

DK

REF

E.8. What was the result of the referral? **[READ FROM THE FOLLOWING LIST AND CHECK THE MOST APPROPRIATE RESPONSE]**

You/your [insert PP2] received services [If selected, skip to Section E1]

You/your [insert PP2] DID NOT receive services [Ask E.9]

It's too soon to tell **[If selected, skip to Section E1]**
(VOL) Don't Know **[If selected, skip to Section E1]**
(VOL) Refuse **[If selected, skip to Section E1]**

E.9. You said that you/your **[insert PP2]** did not receive the services through the referral; why do you think that is? **[RECORD RESPONSE; CODING WILL BE DONE IN POST-PRODUCTION]**

The services were not what **[insert PP2]** wanted/needed
The service/program is not accepting applications/there is a waitlist
It is too expensive
There is no transportation
The service or program is not available at times needed
[insert PP2] is not eligible
I tried to contact the service or program that was referred, but was busy/unavailable
Line was busy
Wait time too long
Other _____
Have not yet contacted, but plan to
Have no plans to contact the service or program
Please Specify reason _____
DK
REF

Section E1. Assistance with Medicaid Eligibility Determination

The next set of questions has to do with information and help that you may have received from **[insert PP1]** on whether or not you/your **[insert PP2]** are/is eligible for the Medicaid program in this state. Medicaid can provide financial assistance from the federal government for paying for your healthcare or for services you might need to support yourself living at home or in another community residence. Just to be clear, this section will not discuss Medicare, which is a public health insurance program for people age 65 or older and people under age 65 that have certain disabilities.

Continue

(VOL) Already receive Medicaid benefits **[SKIP TO SECTION E2]**
(VOL) Did not talk about being eligible for Medicaid benefits **[SKIP TO SECTION E2]**

E1.1. Did you receive specific information on applying for financial assistance for healthcare and residential support services from the federal government?

YES
NO **[SKIP TO E1.7]**
DK
REF

E1.2. Did you complete an application for financial assistance for healthcare and residential support services from the federal government?

YES [If yes, continue to E1.3]

NO [ASK E1.2a]

DK [GO TO E1.7]

REF [GO TO E1.7]

E1.2a. Why not? _____ [GO TO E1.7]

E1.3. Were you provided with help by the **[insert PP1]** in completing the application for financial assistance for healthcare and residential support services from the federal government?

YES

NO

DK

REF

E1.4. Did the **[insert PP1]** help explain what information concerning your finances and care needs might be needed to determine if you were eligible for federal assistance for healthcare and residential support services?

YES

NO

DK

REF

E1.5. How long did you wait to find out if you/your **[insert PP2]** [are/is] eligible for financial assistance for healthcare and residential support services from the federal government? **[DO NOT READ RESPONSES, CHECK APPROPRIATE RESPONSE]**

One day or less

Two to six days

One week

More than one week, but less than a month

Over a month

Still waiting

DK

REF

E1.6. Did the **[insert PP1]** mention they were helping you to apply for the Medicaid program, or did they use a different name to describe this financial assistance program?

YES, Medicaid [GO TO E1.7]

NO, some other program [ASK E1.6a]

DK [GO TO E1.7]

REF[GO TO E1.7]

E1.6a. What was the name of this program? _____ [SPECIFY]

E1.7. Were you given information by the agency about other types of insurance, including private coverage and other types of government insurance, besides Medicaid/[answer from E1.6a]? [PROGRAMMER NOTE: IF ANSWER TO E1.6a. IS “DON’T KNOW” OR “REFUSED”, SKIP TO E2.1.]

YES
NO
DK
REF

[ASK E1.7a IF ‘YES’ AT E1.7; OTHERWISE SKIP TO E2.1]

E1.7a Which other insurance resources were you given information on? _____

Section E2. Assistance with One-on-One Options Counseling

E2.1. Did you REQUEST a conversation with someone to talk with about understanding and selecting the long-term services beyond information and referral, such as home delivered meals, personal care, help around the house, transportation, or other similar kinds of services?

YES
NO
DK
REF

[ASK E2.2 IF ‘YES’ AT E2.1; OTHERWISE SKIP TO SECTION E3]

E2.2. Did you HAVE a conversation with someone about understanding and selecting the long-term services beyond information and referral?

YES
NO [Skip to Section E3]
DK [Skip to Section E3]
REF [Skip to Section E3]

E2.3. Did the person you talked to about understanding and selecting the long-term services visit you at your home/your [insert PP2]’s home?

YES
NO
DK
REF

E2.4. Following the first conversation, did this person follow-up with you either by phone calls and/or additional in-home visits?

YES
NO
DK
REF

E2.5. Did the information and support from the person you talked to about understanding and selecting the long-term services help you to: **[READ CHOICES] [RANDOMIZE ITEMS]**

Yes, definitely	Yes, probably	No, probably not	No, definitely not	n/a; DK; RF
----------------------------	--------------------------	-----------------------------	-------------------------------	--------------------

Better understand your/your **[insert PP2]**'s long term service and support options?
 Make a decision about long-term support services?
 Get in touch with public programs?
 Get in touch with private services including services that you have to pay for yourself?
 Obtain long-term support planning or services that fit within your budget?

E2.6. How satisfied or dissatisfied are you with the service you received from the person you talked to about understanding and selecting the long-term services? **[READ CHOICES]**

Very satisfied
Somewhat satisfied
Somewhat dissatisfied
Very dissatisfied
DK
REF

Section E3. Care Transition Services

E3.1. Based on your contact with **[insert PP1]**, did you/your **[insert PP2]** receive services that helped you/your **[insert PP2]** to transition from a hospital or other acute care facility into the community?

YES
NO
DK
REF

[ASK E3.2 IF 'YES' AT E3.1; OTHERWISE SKIP TO SECTION F]

E3.2. Based on your contact with **[insert PP1]**, did you/your **[insert PP2]** receive any of the following services? **[READ CHOICES]**

	YES	NO	DK	REF
A contact before discharge to assess your/your [insert PP2] 's discharge needs.....	1	2	3	4
An explanation of your/your [insert PP2] 's discharge instructions.....	1	2	3	4
Post discharge services such as transportation to the doctor, help filling prescriptions, or household help.....	1	2	3	4
Follow-up phone call or visit within 48 hours of discharge....	1	2	3	4

E3.3. How satisfied or dissatisfied are you with the transition services you/your **[insert PP2]** received?
[READ CHOICES]

Very satisfied

Somewhat satisfied

Somewhat dissatisfied

Very dissatisfied

DK

REF

Section F. Services Received from the [insert PP1]

Now I'd like to ask you some questions about the overall results of your contact with [insert PP1].

F.1. Did you/your [insert PP2] ever receive the service for [insert PES A.2 if answered; else insert PP6] that you were seeking based on your contact with [insert PP1]?

[READ CHOICES]

- YES, within one week of contact
- YES, after more than a week
- NO, have not yet received the service
- DK
- REF

[ASK F.2 IF 'NO' AT F.1; OTHERWISE SKIP TO F.3]

F.2. Why do you think you/your [insert PP2] have/has not received the services for [insert PES A.2 if answered; else insert PP6]? [READ CHOICES] [RANDOMIZE ORDER] [MULTIPLE SELECTION] [WAIT FOR RESPONSE AFTER EACH CHOICE]

- The services are not available.
- You/your [insert PP2] are/is on a waitlist.
- You/your [insert PP2] could not get to the services (e.g., hours of operation, transportation barriers)
- The information and help received from [insert PP1] was not useful.
- You/your [insert PP2] did not follow-up on the information and/or referral.
- You/your [insert PP2] no longer need the services.
- Difficulties filling out paperwork
- Not being the right age for these services
- Some other reason [SPECIFY]
- DK
- RF

F.3. Since contacting the [insert PP1] on [insert PP5], have you been in touch with any other agencies similar to [insert PP1] to receive [insert PES A.2 if answered; else insert PP6]?

- YES
- NO
- DK
- REF

[ASK F.3a. IF 'YES' AT F.3; OTHERWISE GO TO F.5]

F.3a. What other agencies or organizations were contacted? _____

F.4. Were there any needs that this other agency or organization was able to meet that [insert PP1] was NOT able to meet?

YES [GO TO F.4a]
NO [SKIP TO F.5]
DK [SKIP TO F.5]
REF [SKIP TO F.5]

F.4a What needs was this other agency or organization able to meet? _____

Now, turning back to [INSERT PP1]...

F.5. As a result of your conversations with [insert PP1] staff, did you realize that you/your [insert PP2] had a need or concern that you did not know that you/your [insert PP2] had before contacting the [insert PP1]?

YES
NO
DK
REF

F.6. Did the [insert PP1] follow up with you to find out how useful the information they provided was or how the referral turned out?

YES
NO
DK
REF

F.7. On the following scale, as a result of your contact with [insert PP1], how satisfied or dissatisfied are you with... [RANDOMIZE ORDER FOR ITEMS 1-7, ALWAYS ASK ITEM 8 LAST]

Very satisfied	Somewhat satisfied	Somewhat dissatisfied	Very dissatisfied; DK; REF
-----------------------	---------------------------	------------------------------	---------------------------------------

The services that you/your [insert PP2] received directly from [insert PP1]? [ONLY ASK IF E.1 = 1 OR 3]

Completeness of the information that you received?

The degree to which their services met your specific needs ?

The accuracy of the information provided?

The support you received related to decision-making?

The professionalism of the staff?

The ease of working with [insert PP1] to resolve the issue related to [insert PES A.2 if answered or PP6]?

The quality of the services that you/your [insert PP2] received from agencies you were referred to by [insert PP1]? [INCLUDE A NOT APPLICABLE PUNCH FOR THIS ITEM][ONLY ASK IF E.1 = 2 OR 3]

[FOR EACH ITEM THAT IS ANSWERED 'SOMEWHAT DISSATISFIED' OR 'VERY DISSATISFIED', ASK]:

F.7a. Please tell me why you were [somewhat or very] dissatisfied with [item].

F.8. As a result of your contact with the **[insert PP1]**, would you say that you are.....
[READ CHOICES]

Much more certain about your/your **[insert PP2]**'s long term care options

A little more certain

About the same

A little more confused about your/your **[INSERT PP2]**'s long term care options, or

Much more confused

DK

REF

F.9. To what degree has the information you received from **[insert PP1]** been useful to you as you select the long term care options that are best for you/your **[insert PP2]**? **[READ CHOICES]**

Very useful

Somewhat useful

Not too useful

Not useful at all

DK

REF

F.10. Would you tell a friend or relative who needed help to contact the **[insert PP1]**?

YES

NO

DK

REF

F.11. How likely is it that you would contact the **[insert PP1]** if you needed services in the future?
[READ CHOICES]

Very likely

Somewhat likely

Somewhat unlikely

Very unlikely

DK

REF

Section G. Health and Demographic Information

In the next set of questions we would like to learn a little about your/your [insert PP2]'s health and health insurance.

G.1. Do you/Does your [insert PP2] have any of the following types of health insurance? **[Record all that apply] [READ CHOICES]**

	YES	NO	Don't Know	REF
Medicare				
Private Health Insurance				
Some other kind of health insurance[specify]_____				
No insurance				

G.2. At the present time, would you say you/your [insert PP2]'s health is excellent, good, fair, or poor?

Excellent

Good

Fair

Poor

(VOL) [insert PP2] has passed away

DK

REF

G.3. Have/has you/your [insert PP2] been admitted to a hospital in the past 6 months?

Yes

No

DK

REF

The last set of questions will tell us a little more about you/your [insert PP2]. This information is used to describe the group of persons included in the study and will not be used to identify you/your [insert PP2] as an individual. We will use this information to determine whether or not the [insert PP1] and other similar agencies are reaching all members of the community.

G.4. [Ask only if PP2= SELF, else go to G.5]

What is your date of birth? [month/day/year]

G.5. What is the date of birth of the person for whom you contacted the agency? [month/day/year]

G.6. What is your/your [insert PP2]'s gender? **[BY OBSERVATION UNLESS NEEDED]**

Male

Female

DK

REF

G.7. What is the highest grade or year of school you/your **[insert PP2]** have/has completed? **[READ AS NEEDED TO PROBE]**

- No formal schooling
- First through 7th grade
- 8th grade
- Some high school
- High school graduate or high school equivalency (GED)
- Some college
- Associates degree
- Four-year college graduate
- Some graduate school
- Graduate and professional degrees
- (VOL) DK
- (VOL) REF

G.8. Are you/Is your **[insert PP2]** Hispanic, Latino, or of Spanish origin?
[INTERVIEWER NOTE: IF RESPONDENT SAYS THEY ARE MEXICAN, MEXICAN AMERICAN, CHICANO, PUERTO RICAN OR CUBAN, COUNT THAT AS A ‘YES’.]

- Yes
- No, not of Hispanic, Latino, or Spanish origin
- DK
- REF

G.9. What is your/your **[insert PP2]**'s race? One or more categories may be selected.
[READ LIST AND MULTIPLE RECORD]

- White
- Black or African American
- American Indian or Alaska Native
- Asian or Asian American
- Native Hawaiian or other Pacific Islander
- (VOL) Other (SPECIFY)
- (VOL) DK
- (VOL) Refused

G.10a. And now, what was your/your **[insert PP2]**'s total household income last year from all sources before taxes? Include your/your **[insert PP2]**'s income and income from anyone else living in your/your **[insert PP2]**'s household. Do not tell me the amount. Please just tell me the answer that best represents your/your **[insert PP2]**'s household income.

[CHECK APPROPRIATE RESPONSE] [READ CHOICES] [PROBE: Your best estimate is fine.]

- 1. Less than or equal to \$40,000 [GO TO G.10b]
- 2. More than \$40,000 to \$80,000 [GO TO G.10c]
- 3. More than \$80,000 [GO TO G.10d]

4. (VOL) **[insert PP2]** has passed away [SKIP TO G.14]
5. (VOL) Don't know [GO TO G.11]
6. (VOL) Refused [GO TO G.11]

G.10b. Was that:

1. Less than or equal to \$20,000 or
 2. More than \$20,000
 3. (VOL) Don't know
 4. (VOL) Refused
- [GO TO G.11]

G.10c. Was that:

1. Less than or equal to \$60,000, or
 2. More than \$60,000
 3. (VOL) Don't know
 4. (VOL) Refused
- [GO TO G.11]

G.10d. Was that:

1. Less than or equal to \$100,000
2. More than \$100,000 to \$150,000, or
3. More than \$150,000
4. (VOL) Don't know
5. [VOL] Refused

[SKIP TO G.14 IF RESPONDENT SAID THEIR **[INSERT PP2]** PASSED AWAY IN G.2]

G.11. What is your/your **[insert PP2]**'s marital status? Are you/Is your **[insert PP2]**

- Married
- Living together
- Widowed
- Divorced
- Separated
- Single, never married
- (VOL) DK
- (VOL) Refused

G.12. With whom, if anyone, do you/does your **[insert PP2]** live? **[READ LIST; SELECT ONE]**

- Alone
- With a spouse or partner
- With one or more other family members
- With one or more friends/people who are not related to me
- Other residents (e.g., roommate) in a residential setting
- (VOL) DK
- (VOL) REF

We will now be asking some questions about your current housing situation...

G.13. Of the following choices, which one most closely describes your/your **[insert PP2]**'s living situation? Do you/Does your **[insert PP2]** live in..... **[READ CHOICES]**
[INTERVIEWER NOTE: SEE FAQ FOR DEFINITIONS OF THESE ITEMS IF NEEDED]

- My/His or her own house or apartment
- Non-medical custodial housing
- In an assisted living facility
- In a nursing home
- In a continuing care retirement community
- In some other setting [specify] _____

[IF YES TO 'G.13.3, SKIP TO G.14a]

G.14. Have you/has your **[insert PP2]** ever lived in an assisted living setting?

- Yes [ASK G.14a]
- No [SKIP TO G.15]
- (VOL) DK [SKIP TO G.15]
- (VOL) REF [SKIP TO G.15]

G.14a. How long did you/your **[insert PP2]** live in the assisted living setting? __ _ / __ _ (months/years)

[DON'T ASK G.15 IF RESPONDENT ANSWERED "4. In a nursing home" IN G.13, BUT DO ASK G15a]

G.15. Have you/has your **[insert PP2]** ever lived in a nursing home?

- Yes
- No
- (VOL) DK
- (VOL) REF

[ASK G.15a IF 'YES' AT G.15 OR CHOICE 4 AT G.13. OTHERWISE, GO TO END]

G.15a. How long did you/your **[insert PP2]** live in the nursing home? __ _ / __ _ (months/years)

THANK YOU VERY MUCH FOR TAKING THE TIME TO SHARE YOUR EXPERIENCES OF SEEKING INFORMATION ABOUT SERVICES IN YOUR COMMUNITY. IT IS OUR HOPE THAT THE INFORMATION THAT YOU PROVIDED WILL HELP IMPROVE THE ACCESSIBILITY AND QUALITY OF SERVICES IN YOUR COMMUNITY.

[CATI: ADD THESE QUESTIONS TO THE SCRIPT IMMEDIATELY AFTER THE RESPONDENT INTRODUCTION]

CP1. Is this number that I called you on a cell phone?

(If asked why: I just want to offer to call you on a land-line phone, or at a time when you are not driving if this is a cell phone)

- Yes (GO TO CP2)
- No (SKIP TO A)
- REFUSAL - SOFT (SOFT REFUSAL - THANK & END)

REFUSAL - HARD (HARD REFUSAL - THANK & END)

CP2. Is there a land line where you would prefer me to call to conduct the interview?

Yes (UPDATE PHONE TO LAND LINE & SCHEDULE CB)

No, continue on cell phone

REFUSAL – SOFT (SOFT REFUSAL - THANK & END)

REFUSAL - HARD (HARD REFUSAL - THANK & END)

CP3. Are you currently driving, or someplace else where it IS NOT safe to talk on your cell phone?

YES/CALL ME LATER (SCHEDULE CALLBACK)

No, respondent can talk now

REFUSAL – SOFT (SOFT REFUSAL - THANK & END)

REFUSAL - HARD (HARD REFUSAL - THANK & END)

CP4. Is now a good time to talk?

(INTERVIEWER: IF EVENINGS / WEEKENDS ARE BETTER BECAUSE RESPONDENT IS NOT CHARGED FOR CELL USAGE, SCHEDULE CALLBACK AND RECORD COMMENTS)

Yes, now is fine (CONTINUE TO A1a)

No, another time is better (SCHEDULE CALLBACK & record comments about best call times)

REFUSAL – SOFT (SOFT REFUSAL - THANK & END)

REFUSAL - HARD (HARD REFUSAL - THANK & END)

APPENDIX S. OUTCOME EVALUATION SURVEY ADMINISTRATION

Sample Transfer and Disposition Code

Both landline and cell sample were provided through the recruitment process conducted by staff of the sampled ADRCs and AAAs. The sample was transmitted from Abt Associates to its subsidiary Abt SRBI via the secure file transfer protocol system Move-It DMZ. There was only one replicate, with sample released for dialing as it came in from Abt. A total of 1,169 phone numbers were dialed.

Upon completion of an interview, or final disposition of the call, each record was assigned a final disposition code based on the American Association for Public Opinion Research (AAPOR) definitions. AAPOR's recommended final disposition codes are the latest and most successful effort to standardize final disposition codes and the outcome rates calculated from them.

Phone Survey Administration

The ADRC Evaluations Study telephone survey was fielded from July 1st, 2013 until April 2nd, 2014, and was split into three phases: the cognitive test, the pre-test, and the main telephone survey. The cognitive test was conducted from July 1st, 2013 until July 14th, 2013. The average interview length was 38 minutes (39 for landline and 38 for cell). The pre-test was conducted from August 7th, 2013 until August 13th, 2013. The average interview length was 21 minutes (21 for landline and 21 for cell). The main telephone survey was conducted from August 20th, 2013 until April 2nd, 2014. The average interview length was 22 minutes (22 for landline and 22 for cell).

The survey included questions about clients' experience working with their local ADRC or AAA, the efficiency of these agencies in dealing with their clients' problems, the effectiveness of the specific agency representative they worked with, moving to a long-term care facility, how well the clients were able to actually obtain the services they were looking for from the facility, getting assistance with Medicaid eligibility determination, getting assistance with one-on-one options counseling, getting help from the agency on transitioning from a hospital or other acute care facility into the community, whether they actually received the services they were asking for and if not, why not, and details about their health and demographic characteristics.

Language

Interviews were conducted in English and Spanish. Both translations were programmed into the CATI script.

Call Protocol

Records were dialed a maximum of 30 times. Numbers were dialed until they achieved a terminal disposition or reached maximum attempts. Messages were left on voicemail after the 16th and 20th attempts. Up to one refusal conversion attempt was made within the telephone survey call for initial, non-harsh ("soft") refusals. Calls were made between 9 am and 9 pm every day of the week, and callback appointments were set and made with respondents. In accordance with laws prohibiting cell phone numbers being called by automated dialers, all cell phone numbers were manually dialed.

Cognitive Test and Pre-Test Phases

Forty cognitive interviews were conducted between the dates of July 1st and July 14th. Respondents were administered the actual questionnaire with a total of 55 cognitive probes inserted throughout the interview. Because of the large number of cognitive probes, there were two groups of 20 respondents each who were administered half of the probes. Group A was administered probes P1-P30, and Group B was administered probes P1-P5 and P31-P55.

After administration, a cognitive report was written. A verbatim record of answers from the cognitive probes was provided. Along with the verbatim response was a question by question analysis of the cognitive probes. This analysis provided results and recommendations for changes to the main questions, based on respondents' answers to the probes and notes from the interviewers. A record of nonresponse was also provided for the main questions that at times added to recommendations for changes to the questionnaire.

There were several recommendations which required feedback from Abt and ACL to ensure Abt SRBI's suggested changes were in line with what the client intended the questions to ask. These recommendations were discussed with the ACL client, Abt and IMPAQ staff. These changes were detailed in the report titled "5177 ADRC Evaluations - Cognitive Testing Topline Report 7-24-13 (2)-Jenkins comments" (see Attachment J). SRBI's recommended changes fell into the following categories:

- If needed, reminders as to which ADRC or AAA the respondent contacted.
- In certain places, making questions more specific, using references to the initial contact with the ADRC or AAA on the date specified in the sample file for the need that they provided.
- Streamlining questions, including changes in wording and the incorporation or removal of parenthetical statements in a way that is easier for respondents to understand and for interviewers to administer.
- In a couple of places where the respondent type (PP2) is not the self, clarifying whether the question is asking about the patient or the caretaker, or both.
- Providing definitions of certain terms that are used in the questions, and at times providing examples of these terms.
- Clarifying references to the agency they initially contacted and agencies or organizations that the initial agency referred them to.
- Providing transition sentences, phrases or paragraphs between series of questions that differ in focus.
- A few technical changes, including "read choices" instructions and "not applicable" response options.
- Splitting a double-barreled item into two items, or changing the wording of it.

Most of the recommended changes were made, and the revised survey (sans cognitive probes) was then prepared for the pre-test. A pre-test of 70 interviews was then administered for a week, mostly to make sure the timing fell approximately within the budgeted 20 minute length. There was a questionnaire produced which showed all the changes that took place from the original IRB and OMB-approved questionnaire to the final questionnaire that was fielded. This document was titled "5177 ADRC EVALUATIONS PARTICIPANT EXPERIENCE SURVEY_track changes for OMB."

Details on the CATI System

Abt SRBI has been conducting CATI surveys for more than 20 years. As a dedicated survey research organization, all of Abt SRBI's CATI facilities are designed with the objective of collecting high quality data through any design. All Abt SRBI interviewers work from physical Abt SRBI call centers located in the U.S. Abt SRBI has over 430 dedicated CATI stations across five call centers located in: New York City, NY; Fort Meyers, FL; West Long Branch, NJ; Huntington, WV; and Hadley, MA. Each CATI station is connected to a network system where the data from each completed interview is continuously saved and stored on our secure servers. The CATI servers are built on a Storage Area Network (SAN) at a facility with a high level of physical security and redundant power.

Abt SRBI's CATI data collection system uses IBM's data collection software which runs on a RedHat Linux server platform. Interviewers dial manually for cell phone samples or automatically via predictive dialers for landline samples. Some of the capabilities of this system are: customizable, automated sample management rules; customizable, automated interim and final call dispositions; real-time data entry; random respondent selection from multiple eligibles; error, range, and consistency checking; complex skip patterns; real-time interviewer monitoring; single, multiple, numeric, real, or open-ended responses; ability to rotate and randomize lists, questions, and blocks of questions; and detailed and flexible call scheduling capability. Abt SRBI's programmers have worked with the Quancept CATI system for over 10 years and have programmed over 500 telephone surveys annually, including the 2011 LACHS, the NYCCHS, and nine state BRFSS surveys since 2005.

Toll-free number

A toll-free number was set up at the New York field office that conducted the interviews, in order to field any questions or concerns about the study. A voicemail message was recorded on this phone number, and Abt SRBI's staff responded to every voicemail left by respondents.

Respondent Demographic Characteristics

A comparison of demographics for cognitive interview completes, pre-test completes, main interview completes, and total completes follows.²

Exhibit 1. PES Respondent Demographic Characteristics

	Cognitive Completes N 40	Pre test Completes N 70	Main Completes N 515	Total Completes N 625
Gender				
Male	25%	24.3%	30.9%	29.8%
Female	75%	75.7%	68.9%	70.1%
Age				
Less than 18	0%	1.4%	0.2%	0.4%
18 – 24	0%	0%	1.2%	1%
25 – 34	5%	0%	1.4%	1.4%
35 – 44	7.5%	1.4%	3.5%	3.5%
45 – 54	17.5%	8.6%	6.8%	7.7%
55 – 64	30%	20%	19.8%	20.5%
65 – 74	15%	24.3%	25.2%	24.5%
75+	25%	42.9%	39.8%	39.2%
Health Insurance				

² Some percentages may not add up to 100% for a given question as a result of respondents reporting they do not know the answer or refusing to answer. Additionally, the percentages in multiple response questions may not add up to 100% if respondents selected more than one response.

	Cognitive Completes N 40	Pre test Completes N 70	Main Completes N 515	Total Completes N 625
Medicare	47%	53.4%	51.2%	51.1%
Private Health Insurance	16%	33%	28.5%	28.2%
Some other kind of health insurance	10%	1%	3.8%	3.9%
No insurance	2%	2.9%	2.7%	2.6%
Medicaid (added code)	18%	5.8%	9.9%	10%
State/County medical assistance program (added code)	3%	1%	1%	1.1%
TriCare/Champ/Veterans/Military coverage	0%	1%	1%	0.9%
Supplemental Coverage (added code)	3%	0%	1%	1%
Ethnicity				
Hispanic	2.5%	1.4%	3.7%	9.4%
Not Hispanic	97.5%	98.6%	95.3%	89.8%
Race [Multiple Response]				
White	78.6%	90.4%	78.8%	80.1%
Black or African American	16.7%	5.5%	13.8%	13%
American Indian or Alaska Native	4.8%	2.7%	3.4%	3.4%
Asian or Asian American	0%	0%	0%	0%
Native Hawaiian or other Pacific Islander	0%	0%	0.2%	0.2%
Other	0%	1.4%	2.3%	2%
(VOL) Hispanic/Latino	0%	0%	0%	0%
Income				
Less than or equal to \$20,000	72.5%	52.9%	60.2%	60.2%
\$20,001 - \$40,000	20%	30%	18.8%	20.2%
\$40,001 - \$60,000	0%	4.3%	4.5%	4.2%
\$60,001 - \$80,000	2.5%	0%	2.9%	2.6%
\$80,001 - \$100,000	0%	1.4%	0.8%	0.8%
\$100,001 - \$150,000	0%	0%	0.6%	0.5%
More than \$150,000	0%	0%	0%	0%
Language of Interview				
English	20%	100%	99.6%	99.7%
Spanish	80%	0%	0.4%	0.3%
Education				
No formal schooling	5%	1.4%	1%	1.3%
Grades 1-8	10%	8.3%	8.6%	8.6%
Some high school	12.5%	8.6%	10.5%	10.4%
HS grad or GED	32.5%	35.7%	37.7%	37.1%
Some college	25%	21.4%	15.9%	17.1%
Associates degree	7.5%	7.1%	5.4%	5.8%
Four-year college graduate	2.5%	7.1%	8.7%	8.2%
Some graduate school	0%	2.9%	1.4%	1.4%
Graduate and professional degrees	5%	4.3%	4.7%	4.6%

	Cognitive Completes N 40	Pre test Completes N 70	Main Completes N 515	Total Completes N 625
Marital Status				
Married	25%	22.9%	27%	26.4%
Living Together	0%	2.9%	0.4%	0.6%
Widowed	27.5%	35.7%	33.6%	33.4%
Divorced	32.5%	22.9%	22.7%	23.4%
Separated	5%	2.9%	2.9%	3%
Single, never married	10%	10%	10.3%	10.2%
Household Composition				
Alone	52.5%	52.9%	41.7%	43.7%
With a spouse or partner	22.5%	24.3%	24.7%	24.5%
With one or more other family members	22.5%	12.9%	24.1%	22.7%
With one or more friends/people who are not related to me	2.5%	1.4%	2.5%	2.4%
Other residents in a residential setting	0%	5.7%	4.7%	4.5%
Household Type				
Own house or apartment	82.5%	81.4%	79.8%	80.2%
Non-medical custodial housing	2.5%	0%	1.4%	1.3%
In an assisted living facility	5%	10%	4.5%	5.1%
In a nursing home	0%	1.4%	2.3%	2.1%
In a continuing care retirement community	0%	0%	0.8%	0.6%
In some other setting	5%	1.4%	2.7%	2.7%
With family/friend/partner	5%	2.9%	6.4%	5.9%

APPENDIX T. OUTCOME EVALUATION ADRC SURVEY RESPONSE TABLES

The following tables contain tabulations of responses to the Participant Experience Survey questions. Frequencies indicate the number of respondents selecting each response, while percentages are weighted following the methodology outlined in section 1.4 of the Outcome Evaluation Analysis Report. The final sampling weight is a combination of a base weight and an adjustment for nonresponse at the agency-level.

Section PPS. Pre-Populated Information Based on the Client Screening Tool (ES) and Data Collection (DC) Tools

Agency Type ES2		
	Frequency	Percentage
ADRC Certainty	300	6.89
ADRC Rural	93	26.49
ADRC Urban	159	66.62
Total	552	100

Needs Spanish Interpreter DC6		
	Frequency	Percentage
Yes	548	97.76
No	4	2.24
Total	552	100

Need TRS service DC 7		
	Frequency	Percentage
Yes	543	96.21
No	6	1.63
No Response	3	2.16
Total	552	100

Preferred Call Time DC5		
No Data Available		

PP1. Agency Name ES 1		
	Frequency	Percentage
Ability Resources	3	1.42
Appalachian Agency for Senior Citizens	6	3.77
Area IV-Agency on aging and Community	12	19.49

PP1. Agency Name ES 1		
	Frequency	Percentage
Action Programs (Area 4)		
Area V- Southeast Idaho Area Agency on Aging	2	0.54
Area VI	8	0.37
Choices in Living Resource Center	165	3.79
Community Choices: North Central Region	9	2.48
Concho Valley ADRC	5	1.49
Essex County	4	2.82
Generations	17	5.99
Kiamichi Economic Development District of Oklahoma (KEDDO) AAA	1	0.30
Larimer County ARCH	1	0.15
Lifelong Links ARDC Heritage AAA	25	1.53
Mesa County ARCH	7	1.07
Nevada County	17	1.04
North West Senior and Disability Services	81	21.72
North West Missouri Area Agency on Aging (NWAA)	11	0.34
San Juan Basin ARDC	7	0.32
Senior Linkage Line, Disability Linkage Line	135	3.10
Service Link Resource Center of Coos County	21	12.87
West Virginia Aging and Disability Resource-Fairmount Site	15	15.40
Total	552	100

PP2. Respondent Type ES3*		
	Frequency	Percentage
Self	292	59.12
Parent	144	22.26
Child	17	2.67
Other Relative	69	12.82
Friend	11	0.78
Neighbor	2	0.05
Client/Patient	-	-
Other*	17	2.31
Total	552	100

*Free text responses accompanying this question are available in the appendix with supplemental questions.

PP3. Study Type ES 5/ES 6		
	Frequency	Percentage
Older Adult	88	19.86

Disability	131	22.11
Older Adult and Disability	313	52.62
Neither Older Adult nor Disability	2	1.65
No Response	18	3.76
Total	552	100

PP4. Result of Contact ES7

	Yes		No		No Response		Total	
	Frequency	Percentage	Frequency	Percentage	Frequency	Percentage	Frequency	Percentage
Information Assistance and/or Referral(s) (not including options counseling)	394	85.50	157	14.48	1	0.02	552	100
Options Counseling or Peer Support/Peer Counseling	239	27.70	310	71.99	3	0.31	552	100
Benefits Counseling or Eligibility Determination	175	51.57	375	48.38	2	0.05	552	100
Transition Assistance	13	1.93	537	98.02	2	0.05	552	100
Crisis Intervention	2	1.90	548	98.05	2	0.05	552	100
Life skills training or support	3	0.32	547	99.63	2	0.05	552	100

PP5. Date of Contact – DC1 *

*Responses to this question are available in the appendix with supplemental questions.

PP6. Reason for Contacting the Agency (Client s Need at Time of the Time of Contact)

	Frequency	Percentage
Income Assistance	18	3.80
Energy Assistance	10	3.23
Medicare Questions	88	22.45
Medicaid Questions (Including Questions About HCBS Waivers)	67	21.21
Housing	40	6.27
Personal Care	111	9.14
Transportation	16	2.01
Nutrition	17	7.18
Chronic Health Conditions	2	0.42
Employment	2	0.05
Support Groups	2	0.08
Recreation Opportunities	1	0.06
Caregiver/Respite Support	16	1.45
Home Modification	7	4.69
Attendant Care Services	36	0.93
Advocacy	3	0.31
Education	1	0.02
Services for Emergent Cares/Crisis Intervention	1	0.02
Preventative Health Services	3	0.14
Ombudsman/Abuse or Neglect Issues	1	0.06
Advanced Directives	3	1.11
Transition Services	9	0.45
Other Independent Living Supports or Services	15	3.33
Other	83	11.59
Total	552	100

PP7. Mode of Contact DC 10

	Frequency	Percentage
In-person visit	50	13.59
Telephone call	502	86.41
Total	552	100

PP8. Respondent Name DC2

No Data Available

PP9. Respondent Age ES5

Respondent Age

	Frequency	Percentage
Less than 18	2	0.29
18-45	40	4.08
46-59	90	18.54
60-84	316	57.44
85 and above	94	15.11
No Response	11	4.54
Total	552	100
Min	7	
Max	99	
Mean	68.98	
Median	68	
Mode	64	

I.1 Is now a good time for the interview about your experiences?

	Frequency	Percentage
Yes	552	100
No, this is a bad time	-	-
No, I don't remember calling agency	-	-
Refused, no I don't want to do an interview	-	-
Total	552	100

I.2 When would be a better time to call back to do the interview?

	Frequency	Percentage
Not Applicable	552	100
Gives call back time __	-	-
Don't Know	-	-
RF	-	-
Total	552	100

I.3 Can I ask you why are you not interested in participating?

	Frequency	Percentage
Not Applicable	552	100
Don't Know	-	-
RF	-	-
Total	552	100

I.4 Do you agree to participate in this research study and begin study procedures as we have discussed?

	Frequency	Percentage
Agree	552	100
Disagree	-	-
Total	552	100

I.5 Can you tell me why you don't wish to participate in the interview?

	Frequency	Percentage
Not Applicable	552	100
Don't Know	-	-
Refused	-	-
Total	552	100

CP1. Is this number that I called you on a cell phone?

	Frequency	Percentage
Yes	157	22.44
No	395	77.56
Refused (Soft)	-	-
Refused (Hard)	-	-
Total	552	100

CP2. Is there a land line where you would prefer me to call to conduct the interview?

	Frequency	Percentage
Yes	-	-
No, continue on cell phone	157	100
Refused (Soft)	-	-
Refused (Hard)	-	-
Total*	157	100

* This question was only asked of those who responded "Yes" to question CP1.

CP3. Are you currently driving, or someplace else where it IS NOT safe to talk on your cell phone?

	Frequency	Percentage
Yes/Call me later	-	-
No, respondent can talk now	157	100
Refused (Soft)	-	-
Refused (Hard)	-	-
Total*	157	100

* This question was only asked of those who responded "No, continue on cell phone" to question CP2.

CP4. Is now a good time to talk?

[INTERVIEWER: IF EVENINGS/WEEKENDS ARE BETTER BECAUSE RESPONDENT IS

NOT CHARGED FOR CELL USAGE, SCHEDULE CALLBACK AND RECORD COMMENTS]		
	Frequency	Percentage
Yes, now is fine	157	100
No, another time is better	-	-
Refused (Soft)	-	-
Refused (Hard)	-	-
Total	157	100

* This question was only asked of those who responded “No, respondent can talk now” to question CP3.

Section A. Initial Contact

A.0. Was the initial contact with [insert PP1] a telephone call or in person visit? *		
	Frequency	Percentage
In-Person Visit	-	-
Telephone call	-	-
Don't Know	-	-
RF	-	-
Not Applicable	552	100
Total	552	100

* This question was only asked if PP7 was blank.

A.0b. I just need to verify your current age to be sure you are eligible for the study. Are you 60 years of age or older? *		
	Frequency	Percentage
Yes	1	0.02
No	-	-
Don't Know	-	-
RF	-	-
Not Applicable	551	99.98
Total	552	100

* This question was only asked if QES6 had the value "Neither Older Adult nor Disability."

A.1 When you contacted the [insert PP1], you said that the main reason for your [insert PP7] was insert [PP6]. Is that correct?		
	Frequency	Percentage
Yes	512	93.44
No	35	5.96
Don't Know	5	0.61
Refused	-	-
Total	552	100

A.2. I'm sorry; please tell me, what was the main reason that you contacted [insert PP1] on [insert PP5]? *		
	Frequency	Percentage
Safe and affordable housing options	1	0.35
Peer support services/groups	-	-
HCBS Medicaid Waiver Programs	-	-
Caregiver Support (i.e. respite program, support groups, or counseling)	-	-
Nutrition Programs	2	8.29
Employment Services	-	-
Education services	-	-
Opportunities to develop advanced directives	-	-
Transportation services	-	-
Opportunities for socialization/recreation	-	-
Mental health services	1	4.08
Ombudsman services	-	-

A.2. I'm sorry; please tell me, what was the main reason that you contacted [insert PP1] on [insert PP5]? *

	Frequency	Percentage
Health prevention and screening services	2	4.78
Emergency services/crisis intervention	-	-
Transition programs (from hospitals, nursing homes etc.)	1	4.08
Nursing home (institutional) diversion program	-	-
Nursing home/residential beds	1	0.35
Income Assistance	4	5.72
Energy assistance	1	0.35
Personal Care services	3	4.78
Independent living services (e.g., home modification, attendant care)	1	15.64
Independent Living Skills training	-	-
Other, please specify	21	50.88
(VOL) DK	2	0.70
(VOL) REF	-	-
Total	40	100

*Verbatim responses to this question are available in the appendix with supplemental questions.

A.3. From where did you first find out about the [insert PP1]? [CHECK MOST APPROPRIATE RESPONSE]

	Frequency	Percentage
Family member, friend or other acquaintance	161	35.44
Hospital/Clinic/Doctor	32	5.81
Nursing home/Assisted Living	19	2.18
Phone Book	11	3.85
Brochure/Flyer	19	0.74
Referral from Senior Center	20	1.55
Referral from another agency/organization	147	26.67
Through work	25	2.67
Internet/Website	42	4.68
Media/Newspaper/TV/Radio	22	7.88
Other*	15	1.40
Don't Know	39	7.12
RF	-	-
Total	552	100

*Free text responses accompanying this question are available in the appendix with supplemental questions.

A.4. Was [insert PP1] the first organization that you contacted about [insert PES A.2 if answered OR PP6]

	Frequency	Percentage
Yes	398	79.45
No	132	18.45
Don't Know	22	2.10
Refused	-	-
Total	552	100

Section B: Agency Efficiency

B.1. [ASK ONLY IF PP7 IN PERSON VISIT; ELSE SKIP TO B.2] When you first contacted the [insert PP1], how long did you wait during the initial contact to talk with someone who could help you with [insert PES A.2 If answered OR PP6]? [DO NOT READ RESPONSES, PLEASE CHECK APPROPRIATE RESPONSE]

	Frequency	Percentage
Minimal wait (less than five minutes)	30	57.27
Five to 10 minutes	10	13.92
10 minutes to 20 minutes	7	16.18
Over 20 minutes	1	11.95
Don't Know	2	0.68
Refused	-	-
Total *	50	100

*This question was asked of all those where PP7 had a value of "In-Person Visit."

B.2. Were you able to talk to a representative during your first [insert PP7] with [insert PP1]?

	Frequency	Percentage
Yes	437	76.59
No	81	16.22
Don't Know	34	7.18
Refused	-	-
Total	552	100

B.3. Do you recall how many additional contacts you had to make before you were able to talk with a representative, including calls where you left a message on a machine? [DO NOT READ RESPONSES] [PROBE: IF NOT SURE, PROBE FOR BEST ESTIMATE AND READ CHOICES]

	Frequency	Percentage
None	6	2.68
One	32	39.56
Two	20	13.25
Three	14	8.02
Four or more	15	10.99
Don't Know	28	25.49
Total*	115	100

*This question was asked to all those **not** responding "Yes" to question B2.

B.4. Including the contact that you made [insert PP1] on [insert PP5], how many times have you had to describe your request for services to [PP1], or explain what you needed? [DO NOT READ RESPONSES]

	Frequency	Percentage
One time	394	70.27
Two times	84	17.04
Three or four times	28	2.45
Five or more times	18	3.59
Don't Know	28	6.65
Refused	-	-

Total	552	100
--------------	-----	-----

B.5 Throughout your contact with [insert PP1] did any of the following circumstances reduce or prevent your ability to resolve your issue? [READ EACH ITEM TO GET A YES/NO ANSWER]

	Yes		No		Don't Know		Refused		Total	
	Frequency	Percentage	Frequency	Percentage	Frequency	Percentage	Frequency	Percentage	Frequency	Percentage
[PP1]'s hours of operation	37	7.61	507	91.92	8	0.47	-	-	552	100
Difficulty reaching the [insert PP1]'s staff	73	16.66	474	82.37	5	0.97	-	-	552	100
Language or communication problems	19	3.75	531	94.35	2	1.89	-	-	552	100
Lack of staff professionalism	25	5.09	519	93.54	8	1.36	-	-	552	100
Lack of staff knowledge	45	8.27	493	90.20	13	1.47	1	0.06	552	100
Lack of staff follow through	61	9.43	467	83.32	23	7.23	1	0.02	552	100

Section C: Effectiveness of Agency Representative

C.1. Did you feel the representative at [insert PP1] paid close attention to what you were saying? [READ CHOICES]

	Frequency	Percentage
Yes, definitely	430	83.52
Yes, probably	80	10.20
No, probably not	14	1.88
No, definitely not	19	3.31
Don't Know	9	1.10
Refused	-	-
Total	552	100

C.2. In your opinion, how knowledgeable was the representative at [insert PP1] about the reason you contacted them, that is [insert PES A.2 if answered; else insert PP6]? Were they [READ CHOICES]

	Frequency	Percentage
Very knowledgeable	410	78.45
Somewhat knowledgeable	92	14.33
Not very knowledgeable	25	2.91
Not at all knowledgeable	11	2.10
Don't Know	14	2.21
Refused	-	-
Total	552	100

C.3. When you had a [insert PP7] with [insert PP1] on [insert PP5], was the information you received from the representative at [insert PP1].....[READ CHOICES]

	Frequency	Percentage
Very clear and understandable	425	82.99
Somewhat clear and understandable	82	11.14
Not very clear or understandable	19	2.18
Not at all clear or understandable	14	2.64
Don't Know	12	1.06
Refused	-	-
Total	552	100

C.4. Based on your request for help with [insert PES A.2 if answered; else insert PP6] when you contacted [insert PP1], did the representative ask questions that made you feel that the needs for which you initially contacted the agency were being correctly assessed?

	Frequency	Percentage
Yes	471	87.17
No	62	8.34
Don't Know	19	4.49
Refused	-	-
Total	552	100

C.5. If the assistance was requested, did the representative at [insert PP1] work with you to develop a plan outlining your next steps in meeting your/your [insert PP2] s ongoing need for services or supports?

[INTERVIEWER NOTE: IF RESPONDENT IS UNCLEAR AS TO WHAT YOU MEAN BY SERVICES AND SUPPORTS', YOU MAY OFFER THIS DESCRIPTION: "SERVICES AND SUPPORTS ARE THE THINGS YOU MAY NEED TO MEET YOUR HEALTH OR PERSONAL CARE NEEDS AND TO ASSIST YOU WITH THE BASIC PERSONAL TASKS OF EVALUATION".]

	Frequency	Percentage
Yes	336	69.16
No	111	15.78
No assistance requested for long term care needs	84	10.43
Don't Know	21	4.63
Refused	-	-
Total	552	100

C.6. Does the plan accurately reflect your/your [insert PP2] s needs and preferences for resolving the issue that you called about, that is [insert PES A.2 if answered; else insert PP6]?

	Frequency	Percentage
Yes, definitely	233	70.84
Yes, probably	63	18.74
No, probably not	14	2.09
No, definitely not	8	4.82
Don't Know	18	3.51
RK	-	-
Total	336	100

*This question was asked to all those who responded "Yes" to question C5.

Section D. Institutional Diversion

D.1. When you contacted the [insert PP1], were you considering a move to a long term care setting, such as a nursing home, for yourself/your [insert PP2]?

	Frequency	Percentage
Yes	94	14.28
No	456	85.43
Don't Know	2	0.29
Refused	-	-
Total	552	100

D.2. Did the representative you talked to at the [insert PP1] on [inset PP5] help you to understand other choices for staying in the community to avoid or delay moving to a nursing home or other long term care facility?

	Frequency	Percentage
Yes	206	31.15
No	332	65.09
Don't Know	14	3.76
Refused	-	-
Total	552	100

D.3. How likely is it that you/your [insert PP2] will have to move into a nursing home within the next five years? Would you say that it is.....

	Frequency	Percentage
Very likely	102	19.78
Somewhat likely	83	9.53
Somewhat unlikely	63	11.15
Very unlikely	260	52.81
Don't Know	43	6.71
Refused	1	0.02
Total	552	100

Section E. Assistance with Services

E.1. Did you receive access to the service that you/your [insert PP2] needed directly from them or indirectly from [INSERT PP1] or indirectly by a referral to another agency?

	Frequency	Percentage
Directly ([insert PP1] provided the service)	284	58.91
Indirectly (you were referred elsewhere)	178	27.55
Both/some services provided by [insert PP1] staff and some through referrals	29	3.94
Don't Know	57	8.93
Refused	4	0.67
Total	552	100

E.2. Did the representative of the [insert PP1] help you/your [insert PP2] to connect with the services you/your [insert PP2] needed?

	Frequency	Percentage
Yes	135	61.91
No	123	35.65
Don't Know	10	2.44
Refused	-	-
Total *	268	100

*This question was asked of all those who **did not** respond "Directly" to question E1.

E.3 Did the representative of the [insert PP1] transfer your call to an agency or organization that provided you/your [insert PP2] with your/your [insert PP2] s needed or requested services?

	Frequency	Percentage
Yes	35	25.72
No	93	71.64
Don't Know	7	2.65
Refused	-	-
Total *	135	100

*This question was asked of all those who responded "Yes" to question E2.

E.4. Did the representative give you contact information (telephone number, address, web address) of an agency or organization that provided you/your [insert PP2] with needed or requested services?

	Frequency	Percentage
Yes	88	73.25
No	12	26.75
Don't Know	-	-
Refused	-	-
Total *	100	100

*This question was asked of all those who **did not** respond “Yes” to question E3.

E.5 Did the representative of [PP1] contact the service provider and arrange for them to contact you?

	Frequency	Percentage
Yes	3	22.73
No	8	76.82
Don't Know	1	0.45
Refused	-	-
Total *	12	100

*This question was asked of all those who responded “No” to question E4.

E.6. When you contacted the provider about the services you were seeking, did that provider already have the information that you gave to [insert PP1] or did you have to explain your/you [insert PP2] s need again? [READ CHOICES]

	Frequency	Percentage
Provider had the information	39	30.84
Provider had the information but it was not correct or it was incomplete and you had to start the process again	4	6.23
Provider did not have the information – had to start the process again	61	48.35
Don't Know	21	14.48
Refused	1	0.11
Total	126	100

*This question was asked of all those who responded “Yes” to any of questions E3, E4, and E5.

E.7. As a result of your contact with [insert PP1], to what supports and services were you transferred or referred? [RECORD RESPONSE BELOW (CODING WILL BE DONE IN POST PRODUCTION)] *

	Frequency	Percentage **
Safe and affordable housing options	5	2.06
Peer support services/groups	1	0.28
HCBS Medicaid Waiver Programs	-	-
Caregiver Support (i.e. respite program, support groups, or counseling)	2	0.21
Nutrition Programs	-	-
Employment Services	-	-
Education services	-	-
Opportunities to develop advanced directives	-	-
Transportation services	1	0.11
Opportunities for socialization/recreation	-	-
Mental health services	2	0.39
Ombudsman services	1	0.28
Health prevention and screening services	5	4.06
Emergency services/crisis intervention	-	-
Transition programs (from hospitals, nursing homes etc.)	3	0.50
Nursing home (institutional) diversion program	1	4.77
Nursing home/residential beds	1	1.28
Income Assistance	-	-
Energy assistance	2	0.39
Personal Care services	2	1.35
Medicaid Waiver Assistance	-	-
Independent living services (e.g., skills training, peer support)	7	4.63
Other, please specify	56	37.74
None	1	0.11
DK	22	23.16
REF	-	-

* This question was asked of all those who responded “Yes” to any of questions E3, E4, and E5. Responses to this question are available in the appendix with supplemental questions.

**Percentages do not add up to 100% as respondents could select more than one option.

E.8. What was the result of the referral? [READ FROM THE FOLLOWING LIST AND CHECK THE MOST APPROPRIATE RESPONSE]

	Frequency	Percentage
You/your [insert PP2] received services	52	43.33
You/your [insert PP2] did not receive services	19	20.46
It's too soon to tell	52	33.80
Don't Know	2	2.31
Refused	1	0.11
Total	126	100

*This question was asked of all those who responded "Yes" to any of questions E3, E4, and E5.

E.9. You said that you/your [insert PP2] did not receive the services through the referral; why do you think it is? [RECORD RESPONSE; CODING WILL BE DONE IN POST PRODUCTION] *

	Frequency	Percentage
The services were not what [insert PP2] wanted/needed	2	37.39
The service/program is not accepting applications/there is a waitlist	1	6.09
It is too expensive	1	0.52
There is no transportation	-	-
The service or program is not available at times needed	1	6.78
[insert PP2] is not eligible	3	1.57
I tried to contact the service or program that was referred, but was busy/unavailable	-	-
Line was busy	-	-
Wait time was too long	-	-
Other, _____	6	8.70
Have not yet contacted, but plan to	4	2.09
Have no plans to contact the service or program	-	-
Please specify _____	-	-
DK	1	36.87
REF	-	-
Total **	19	100

*Responses to this question are available in the appendix with supplemental questions.

**This question was asked of all those who responded "You/your [insert PP2] did not receive services" to question E8.

Section E1. Assistance with Medicaid Eligibility Determination

E.1. The next set of questions has to do with information and help that you may have received from [insert PP1] on whether or not you/your [insert PP2] are/is eligible for the Medicaid program in this state.

	Frequency	Percentage
Continue	447	80.87
(VOL) Already receive Medicaid benefits	34	7.19
(VOL) Did not talk about being eligible for Medicaid benefits	71	11.93
Total	552	100

E1.1 Did you receive specific information on applying for financial assistance for healthcare and residential support services from the federal government?

	Frequency	Percentage
Yes	146	33.78
No	273	58.19
Don't Know	28	8.02
Refused	-	-
Total	447	100

*This question was asked of all those who responded "Continue" to the Section E1 screener.

E1.2 Did you complete an application for financial assistance for healthcare and residential support services from the federal government?

	Frequency	Percentage
Yes	70	46.74
No	94	49.28
Don't Know	10	3.99
Refused	-	-
Total	174	100

*This question was asked of all those who **did not** respond "No" to question E1.1.

E1.2a Why not?

*Responses to this question are available in the appendix with supplemental questions.

E1.3 Were you provided with the help by the [insert PP1] in completing the application for financial assistance for healthcare and residential support services from the federal government?

	Frequency	Percentage
Yes	39	70.14
No	29	27.48
Don't Know	2	2.38

E1.3 Were you provided with the help by the [insert PP1] in completing the application for financial assistance for healthcare and residential support services from the federal government?

	Frequency	Percentage
Refused	-	-
Total *	70	100

*This question was asked of all those who responded “Yes” to question E1.2.

E1.4 Did the [insert PP1] help explain what information concerning your finances and care needs might be needed to determine if you were eligible for federal assistance for healthcare and residential support services?

	Frequency	Percentage
Yes	60	94.91
No	7	2.57
Don’t Know	3	2.52
Refused	-	-
Total *	70	100

*This question was asked of all those who responded “Yes” to question E1.2.

**E1.5 How long did you wait to find out if you/your [insert PP2] [are/is] eligible for financial assistance for healthcare and residential support services from the federal government?
[DO NOT READ RESPONSES, CHECK APPROPRIATE RESPONSE]**

	Frequency	Percentage
One day or less	10	15.75
Two to six days	8	11.73
One week	7	10.76
More than one week but less than a month	18	28.36
Over a month	5	6.69
Still waiting	19	24.72
Don’t Know	3	1.99
Refused	-	-
Total *	70	100

*This question was asked of all those who responded “Yes” to question E1.2.

E1.6 Did the [insert PP1] mention they were helping you to apply for Medicaid program, or did they use a different name to describe the financial assistance program?

	Frequency	Percentage
Yes, Medicaid	40	68.10
No, Some other program	15	8.29
Don’t Know	15	23.61
Refused	-	-
Total	70	100

*This question was asked of all those who responded “Yes” to question E1.2.

E1.6a. What was the name of this program?

*Responses to this question are available in the appendix with supplemental questions.

**E1.7. Were you given information by the agency about other insurance, including private coverage and other types of government insurance, besides Medicaid/ [answer from E1.6a]?
[PROGRAMMER NOTE: IF ANSWER TO E1.6a. Is “Don’t know OR “REFUSED”, SKIP TO E2.1]**

	Frequency	Percentage
Yes	87	20.41

No	330	74.23
Don't Know	23	5.36
Refused	-	-
Total*	440	100

*This question was asked of all those who responded "Continue" to the Section E1 screener, and who **did not** answer "Don't Know" or "Refused" to question E1.6a.

E1.7a Which other insurance resources were you given information on?

*Responses to this question are available in the appendix with supplemental questions.

Section E2. Assistance with One-on-One Options Counselling

E2.1. Did you request a conversation with someone to talk with about understanding and selecting the long term services beyond information and referral, such as home delivered meals, personal care, help around the house, transportation, or similar kinds of services?

	Frequency	Percentage
Yes	126	20.11
No	416	78.33
Don't Know	10	1.55
Refused	-	-
Total	552	100

E2.2. Did you have a conversation with someone about understanding and selecting the long term services beyond information and referral?

	Frequency	Percentage
Yes	65	53.12
No	54	44.44
Don't Know	7	2.44
Refused	-	-
Total *	126	100

*This question was asked of all those who responded "Yes" to question E2.1.

E2.3. Did the person you talked to about understanding and selecting the long term services visit you at your home/your [PP2] s home?

	Frequency	Percentage
Yes	26	60.43
No	38	39.35
Don't Know	1	0.22
Refused	-	-
Total *	65	100

*This question was asked of all those who responded "Yes" to question E2.2.

E2.4. Following the first conversation, did the person follow up with either by phone calls and/or additional in home visits?

	Frequency	Percentage
Yes	37	69.25
No	25	27.03

Don't Know	2	3.51
Refused	1	0.22
Total *	65	100

*This question was asked of all those who responded "Yes" to question E2.2.

E2.5. Did the information and support from the person you talked to about understanding and selecting the long term services help you to:[READ CHOICES] [RANDOMIZE ITEMS] *

	Yes, definitely		Yes, probably		No, probably not		No, definitely not		Don't Know		Refused		Total	
	Freq.	%	Freq.	%	Freq.	%	Freq.	%	Freq.	%	Freq.	%	Freq.	%
Better understand your/your [insert PP2]'s long term service and support options?	41	65.66	12	15.84	5	8.89	5	3.44	1	0.29	1	5.88	65	100
Make a decision about long term support services?	27	36.27	10	4.66	7	8.39	15	29.75	4	8.60	2	12.33	65	100
Get in touch with public programs?	30	47.81	11	25.88	2	0.43	12	18.14	8	7.31	2	0.43	65	100
Get in touch with private services including services that you have to pay for yourself?	19	24.87	4	10.97	9	2.15	24	48.32	9	13.69	-	-	65	100
Obtain long term support planning or services that fit within your budget?	24	50.61	8	9.61	7	6.09	14	20.07	10	12.83	2	0.79	65	100

*This question was asked of all those who responded "Yes" to question E2.2.

E2.6. How satisfied or dissatisfied are you with the service you received from the person you talked to about understanding and selecting the long term services?[READ CHOICES]

	Frequency	Percentage
Very satisfied	38	68.53
Somewhat satisfied	17	24.44
Somewhat dissatisfied	4	1.08
Very dissatisfied	5	3.44
Don't Know	1	2.51
Refused	-	-
Total	65	100

*This question was asked of all those who responded "Yes" to question E2.2.

Section E3. Care Transition Services

E3.1. Based on your contact with [insert PP1], did you/your [insert PP2] receive services that helped you/your [insert PP2] to transition from a hospital or other acute care facility into the community?

	Frequency	Percentage
Yes	28	3.47
No	516	95.73
Don't Know	8	0.80
Refused	-	-
Total	552	100

E3.2. Based on your contact with [insert PP1], did you/your [insert PP2] receive any of the following services? [READ CHOICES]

	Yes		No		Don't Know		Total	
	Frequency	Percentage	Frequency	Percentage	Frequency	Percentage	Frequency	Percentage
A contract before discharge to assess your/your [insert PP2]'s discharge needs	16	77.26	11	21.41	1	1.32	28	100
An explanation of your/your [insert PP2]'s discharge instructions	20	87.64	7	11.70	1	0.66	28	100
Post discharge services such as transportation to the doctor, help filling prescriptions, or household help	17	78.59	10	13.69	1	7.73	28	100
Follow-up phone call or visit within 48 hours of discharge	12	29.14	13	39.29	3	31.57	28	100

*This question was asked of all those who responded "Yes" to question E3.1.

E3.3. How satisfied or dissatisfied are you with the transition service you/your [insert PP2] received?

	Frequency	Percentage
Very satisfied	22	72.41
Somewhat satisfied	5	19.87
Somewhat dissatisfied	-	-
Very dissatisfied	-	-
Don't Know	1	7.73
Refused	-	-
Total	28	100

*This question was asked of all those who responded “Yes” to question E3.1.

Section F. Services Received from the [insert PP1]

F.1. Did you/your [insert PP2] ever receive the service for [insert PES A.2 if answered; else insert PP6] that you were seeking based on your contact with [insert PP1]? [READ CHOICES]

	Frequency	Percentage
Yes, within one week of contact	151	31.95
Yes, after more than a week	70	11.05
No	311	52.65
Don't Know	20	4.35
Refused	-	-
Total	552	100

F.2. Why do you think you/your [insert PP2] have/has not received the services for [insert PES A.2 if answered; else insert PP6]? [READ CHOICES] [RANDOMIZE ORDER] [MULTIPLE SELECTION] [WAIT FOR RESPONSE AFTER EACH CHOICE]*

	Frequency	Percentage **
The services were not available	47	14.81
You/your [insert PP2] is on a waitlist	30	14.87
You/your [insert PP2] could not get to the services (e.g., hours of operation, transportation barriers)	18	5.25
The information/help received from [insert PP1] was not useful	33	9.91
You/your [insert PP2] did not follow-up on the information and/or referral.	52	11.17
You/your [insert PP2] no longer need the services	36	9.08
Difficulties filling out paperwork	35	10.88
Not being the right age for these services	17	5.27
Some other reason, specify _____ ***	115	40.3
Don't Know	25	9.08
Refused	-	-

* This question was asked of all those who responded “No” to question F.1.

**Percentages do not add up to 100% as respondents could select more than one option.

***Free text responses accompanying this question are available in the appendix with supplemental questions.

F.3. Since contacting the [insert PP1] on [insert PP5], have you been in touch with any other agencies similar to [insert PP1] to receive [insert PES A.2 if answered; else insert PP6]? *

	Frequency	Percentage
Yes	83	9.08
No	463	89.22
Don't Know	6	1.7
Refused	-	-
Total	552	100

*Free text responses accompanying this question are available in the appendix with supplemental questions.

F.3a. What other agencies or organizations were contacted?

*Responses to this question are available in the appendix with supplemental questions.

F.4 Were there any needs that this other agency or organization was able to meet that [insert PP1] was NOT able to meet? *

	Frequency	Percentage
Yes	30	26.50
No	43	70.97
Don't Know	10	2.53
Refused	-	-
Total**	83	100

*Free text responses accompanying this question are available in the appendix with supplemental questions.

** This question was asked of all those who responded “Yes” to question F.3.

F.4a What needs was this other agency or organization able to meet?

*Responses to this question are available in the appendix with supplemental questions.

F.5. As a result of your conversations with [insert PP1] staff, did you realize that you/your [insert PP2] had a need or concern that you did not know that you/your [insert PP2] had before contacting the [insert PP1]?

	Frequency	Percentage
Yes	84	15.48
No	447	77.57
Don't Know	21	6.95
Refused	-	-
Total	552	100

F.6. Did the [insert PP1] follow up with you to find out how useful the information was or how the referral turned out?

	Frequency	Percentage
Yes	188	37.40
No	336	59.63
Don't Know	28	2.97
Refused	-	-
Total	552	100

F.7. On the following scale, as a result of your contact with [insert PP1], how satisfied or dissatisfied are you with... * [RANDOMIZE ORDER FOR ITEMS 1 7, ALWAYS ASK ITEM 8 LAST]

	Very Satisfied		Somewhat Satisfied		Somewhat Dissatisfied		Very Dissatisfied		N/A		Don't Know		Refused		Total	
	Freq.	%	Freq.	%	Freq.	%	Freq.	%	Freq.	%	Freq.	%	Freq.	%	Freq.	%
The services that you/your [insert PP2] received directly from [insert PP1] **	211	63.09	39	9.16	15	6.86	19	1.83	57	16.95	-	-	17	2.12	358	100
Comprehensiveness of the information or services provided?	339	67.37	112	15.14	31	8.39	40	4.47	28	4.44	2	0.20	-	-	552	100
The personalization or individualization of the services offered?	315	61.53	119	18.11	36	5.50	50	10.46	32	4.40	-	-	-	-	552	100
The accuracy of the information provided?	361	70.42	115	20.63	25	1.83	31	4.80	20	2.32	-	-	-	-	552	100
The support you received related to decision-making?	292	54.69	107	16.14	32	2.67	39	5.97	81	20.47	1	0.06	-	-	552	100
The professionalism of the organization or staff?	421	82.42	79	10.62	19	2.44	21	2.11	12	2.41	-	-	-	-	552	100
The ease of working with [insert PP1] to	346	68.10	102	18.59	33	3.01	29	5.27	42	5.03	-	-	-	-	552	100

F.7. On the following scale, as a result of your contact with [insert PP1], how satisfied or dissatisfied are you with... * [RANDOMIZE ORDER FOR ITEMS 1 7, ALWAYS ASK ITEM 8 LAST]

	Very Satisfied		Somewhat Satisfied		Somewhat Dissatisfied		Very Dissatisfied		N/A		Don't Know		Refused		Total	
	Freq.	%	Freq.	%	Freq.	%	Freq.	%	Freq.	%	Freq.	%	Freq.	%	Freq.	%
resolve the issue related to [insert PES A.2 if answered or PP6]																
The services that you/your [insert PP2] received from agencies you were referred to by [insert PP1]? ***	111	43.92	45	14.59	9	4.86	22	7.39	38	15.84	-	-	45	13.41	270	100

*Free text responses accompanying this question are available in the appendix with supplemental questions.

** This question was only asked of those who responded “Directly ([insert PP1] provided the service)” or “Both/some services provided by [insert PP1] staff and some through referrals” to question E.1.

*** This question was only asked of those who responded “Indirectly (you were referred elsewhere)” or “Both/some services provided by [insert PP1] staff and some through referrals” to question E.1.

F.8. As a result of your contact with the [insert PP1], would you say that you are... [READ CHOICES]

	Frequency	Percentage
Much more certain about your/you [insert PP2]'s long term care options	179	37.14
A little more certain	120	20.59
About the same	145	25.80
A little more confused	48	9.32
Much more confused	30	4.56
Don't Know	29	2.53
Refused	1	0.06
Total	552	100

F.9. To what degree has the information you received from [insert PP1] been useful to you as you select the long term care options that are best for you/your [insert PP2]? [READ CHOICES]

	Frequency	Percentage
Very Useful	247	45.43
Somewhat useful	145	23.26
Not too useful	36	5.46
Not useful at all	71	14.18
Don't Know	52	10.64
Refused	1	1.03
Total	552	100

F.10. Would you tell a friend or relative who needed help to contact the [insert PP1]?

	Frequency	Percentage
Yes	493	94.05
No	53	5.24
Don't Know	6	0.71
Refused	-	-
Total	552	100

F.11. How likely is it that you would contact the [insert PP1] if you needed services in the future? [READ CHOICES]

	Frequency	Percentage
Very Likely	425	85.32
Somewhat likely	64	6.39
Somewhat unlikely	15	3.16
Very unlikely	41	4.34
Don't Know	7	0.79
Refused	-	-
Total	552	100

Section G. Heath and Demographic Information

G.1. Do/Does you/your [insert PP2] have any of the following types of health insurance? Record all that apply. [READ CHOICES]

	Yes		No		Don't Know		Refused		TOTAL	
	Freq.	%	Freq.	%	Freq.	%	Freq.	%	Freq.	%
Medicare	436	74.09	107	24.13	5	1.40	4	0.38	552	100
Private Health Insurance	243	39.10	300	59.12	5	1.40	4	0.38	552	100
Some other kind of health insurance (specify)___*	152	27.72	391	65.94	5	1.40	4	0.38	552	100
No Insurance	24	7.19	519	91.03	5	1.40	4	0.38	552	100

*Free text responses accompanying this question are available in the appendix with supplemental questions.

G.2. At the present time, would you say your/your [insert PP2] s health is excellent, good, fair or poor?

	Frequency	Percentage
Excellent	36	4.83
Good	117	25.39
Fair	192	29.61
Poor	194	37.55
(VOL) [insert PP2] has passed	7	1.76
Don't Know	4	0.11
Refused	2	0.74
Total	552	100

G.3. Have/has you/your [insert PP2] been admitted to a hospital in the past 6 months?

	Frequency	Percentage
Yes	208	34.23
No	339	64.36
Don't Know	4	1.14
Refused	1	0.27
Total	552	100

G.4. What is your date of birth? [month/day/year]

*Data not included in dataset provided to IMPAQ

G.5. What is the date of birth of the person for whom you contacted the agency? [month/day/year]

*Data not included in dataset provided to IMPAQ

G.6. What is your/your [insert PP2] s gender? [BY OBSERVATION UNLESS NEEDED]

	Frequency	Percentage
Male	160	29.84
Female	391	69.90
Don't Know	-	-
Refused	1	0.27

Total	552	100
--------------	-----	-----

G.7. What is the highest grade or year of school you/your [insert PP2] have/has completed? [READ AS NEEDED TO PROBE]

	Frequency	Percentage
No formal Schooling	8	1.39
First through 7 th grade	23	4.60
8 th grade	23	4.17
Some high school	55	14.22
High school graduate	208	38.35
Some college	94	13.88
Associates degree	29	4.04
Four-year college graduate	49	7.08
Some graduate school	9	2.17
Graduate and professional degrees	24	4.53
(VOL) Don't Know	23	3.00
(VOL) Refused	7	2.56
Total	552	100

G.8. Are you/ Is your [insert PP2] Hispanic, Latino, or of Spanish origin? [INTERVIEWER NOTE: IF RESPONDENT SAYS THEY ARE MEXICAN, MEXICAN AMERICAN, CHICANO, PUERTO RICAN OR CUBAN, COUNT THEM AS A YES'.]

	Frequency	Percentage
Yes	47	4.41
No, not of Hispanic, Latino, or Spanish origin	501	94.98
Don't Know	2	0.29
Refused	2	0.32
Total	552	100

G.9. What is your/your [insert PP2] s race? One or more categories may be selected. [READ LIST AND MULTIPLE RECORD]

	Frequency	Percentage*
White	465	94.25
Black or African American	74	4.31
American Indian or Alaska Native	20	3.35
Asian or Asian American	-	-
Native Hawaiian or other Pacific Islander	1	0.27
(VOL) Other (Specify)*	8	0.81
(VOL) Don't Know	-	-
(VOL) Refused	3	0.59

* Percentages do not add up to 100% as respondents could select more than one option.

** Free text responses accompanying this question are available in the appendix with supplemental questions.

G.10a. And now, what was your/your [insert PP2] s total household income last year from all sources before taxes? Include your/your [insert PP2] s income and income from anyone else living in your/your [insert PP2] s household. Do not tell me the amount. Please just tell me the answer that best represents your/your [insert PP2] s household income.

[CHECK APPROPRIATE RESPONSE] [READ CHOICES] [PROBE: Your best estimate is fine.]

	Frequency	Percentage
Less than or equal to \$40,000	454	82.91

G.10a. And now, what was your/your [insert PP2] s total household income last year from all sources before taxes? Include your/your [insert PP2] s income and income from anyone else living in your/your [insert PP2] s household. Do not tell me the amount. Please just tell me the answer that best represents your/your [insert PP2] s household income.

[CHECK APPROPRIATE RESPONSE] [READ CHOICES] [PROBE: Your best estimate is fine.]

	Frequency	Percentage
More than \$40,000 to \$80,000	39	7.04
More than \$80,000	10	2.12
(VOL) [insert PP2] has passed away	2	0.05
(VOL) Don't Know	27	4.85
(VOL) Refused	20	4.85
Total	552	100

G.10b. Was that...?

	Frequency	Percentage
Less than or equal to \$20,000	332	71.10
More than \$20,000	111	26.05
(VOL) Don't Know	10	2.82
(VOL) Refused	1	0.03
Total	454	100

G.10c. Was that...?

	Frequency	Percentage
Less than or equal to \$60,000	23	58.22
More than \$60,000	16	41.78
(VOL) Don't Know	-	-
(VOL) Refused	-	-
Total	39	100

G.10d. Was that...?

	Frequency	Percentage
Less than or equal to \$100,000	5	19.13
More than \$100,000 to \$150,000	3	3.25
More than \$150,000	-	-
(VOL) Don't Know	2	77.62
(VOL) Refused	-	-
Total	10	100

G.11. What is your/your [insert PP2] s marital status? Are you/Is your [insert PP2]....?

	Frequency	Percentage
Married	140	26.75
Living Together	4	0.85
Widowed	178	30.78
Divorced	134	26.89
Separated	19	2.22
Single, never married	60	11.07
(VOL) Don't Know	4	0.27
(VOL) Refused	6	1.17
Total*	545	100

*This question was asked to all those **not** responding "(VOL) [insert PP2] has passed" to question G2.

G.12. With whom, if anyone, do you/does your [insert PP2] live?

	Frequency	Percentage
Alone	236	40.86
With a spouse or a partner	132	25.20
With one or more family members	130	23.11
With one or more friends/people who are not related to me	14	2.39
Other residents (e.g., roommate) in a residential setting	26	7.00
(VOL) Don't Know	2	0.30
(VOL) Refused	5	1.15
Total*	545	100

*This question was asked to all those **not** responding “(VOL) [insert PP2] has passed” to question G2.

**G.13. Of the following choices, which one most closely describes your/your [insert PP2] s living situation? Do you/Does your [insert PP2] live in...[READ CHOICES]
[INTERVIEWER NOTE: SEE FAQ FOR DEFINITIONS OF THESE ITEMS IF NEEDED]**

	Frequency	Percentage
My own house or apartment (e.g., free-standing, row house, town house, apartment, etc.)	437	79.82
Non-medical custodial housing (e.g., group home, congregate house, half-way house, safe-house, recovery house, board and care house, other residential non-medical adult care facility)	7	0.91
In an assisted living setting	31	4.07
In a nursing home	10	5.26
In a continuing care retirement setting	4	0.34
In some other setting, specify _____ *	51	8.66
(VOL) Don't Know	1	0.02
(VOL) Refused	4	0.91
Total**	545	100

*Free text responses accompanying this question are available in the appendix with supplemental questions.

This question was asked to all those **not responding “(VOL) [insert PP2] has passed” to question G2.

G.14. Have you/ has your [insert PP2] ever lived in an assisted living setting?

	Frequency	Percentage
Yes	29	3.73
No	485	95.14
(VOL) Don't Know	4	0.77
(VOL) Refused	3	0.37
Total*	521	100

*This question was asked to all those who **did not** respond “In an Assisted Living Setting” to question G.13.

G.15. Have you/ has your [insert PP2] ever lived in nursing home?

	Frequency	Percentage
Yes	42	8.08
No	495	91.46
Don't Know	2	0.09
Refused	3	0.37
Total*	542	100

* This question was asked to all those who **did not** respond “In a Nursing Home” to question G.13.

	Mean	Median	Mode	Range	
				Min	Max
G.14a. How long did you/your [insert PP2] live in the assisted living setting? _ / _ (months/years) *	19.84	6	24	0	144
G.15a. How long did you/your [insert PP2] live in the nursing home? _ / _ (months/years)	6.96	2	1	0	120

*Responses to these questions are available in the appendix with supplemental questions.

APPENDIX U. OUTCOME EVALUATION ADRC SURVEY FREE TEXT RESPONSES

Section PPS. Pre-Populated Information

PP2. Respondent Type : Responses for Those Answering "Other"
Spouse
Ssa
Spouse
Spouse
Spouse
Spouse
Grandson
Poa
Partner
Spouse
Sister
Spouse
Friend Of Caregiver
Spouse
Spouse
Payee Service

PP6. Other Reason for Contacting the agency (Client's need at time of the time of contact) DC 8

Assistance with air conditioner
Assistance with scooter
Financial support for health services needed
VA paperwork
Help writing monthly checks out
Retirement, tax withholding income tax question
Counseling
To meet with ES
Adult foster home
Follow up on SNAP request
Tax help resources
Hospice
Financial assistance for hearing aids
Retirement/insurance questions
XIX questions
Medicaid/SNAP
SNAP
Program information/eligibility - if moves to OR
Medicaid services
Physician referrals
Paid family caregiver
Paid caregiver for mom
Options for care such as assisted living
Independent Choices
Options for in home care for wife
Independent Choices
Options
Independent Choices
Help with deciding in home care vs. Nursing home
Options In-home support
Independent Choices
Adult day training program
Independent Choices
Information about Independent Choices
Workers w/ disabilities Medicaid
Status on elderchoice application
Resources for housing repairs
Options
Options counseling
Options counseling for mom
Options counseling/vehicle modification

PP6. Other Reason for Contacting the agency (Client's need at time of the time of contact) DC 8

Information on elder choices
Assist with roof repair/replacement
Medicaid for working disabled
Options counseling
Home Community-Based Services
Moving assistance
Had been given number by attorney and was looking for more information
Managed care
Financial assistance to repair wheelchair lift in van
Assistance with finding resources for finding medications
Health insurance counseling-non-Medicare
Financial assistance for supplies
Free phone mn
VCN, LTCOC
Low cost dental care
Verification code
LTCOC, VN
Tax assistance
Lifeline (ERS) info
Supports for reading mail
Verification code
Options counseling
Verification code
Visual services
Dealing with forgetfulness
Financial assistance
Financial for trip to doctors in Denver
Info on all programs
Dental (title III grant)
Dental (title III grant)
Dental grant
Dental
Weatherization, free cell phone program
Medical equipment diversion program
Home repair/chore services
Nursing home information
Legal referral
Legal question
Long term planning for parent
Chore services - snow removal
Legal services

PP6. Other Reason for Contacting the agency (Client's need at time of the time of contact) DC 8

Resources to maintain current housing

PP5. Date of Contact DC1

18-Jun-13

26-Jun-13

24-Jun-13

19-Jun-13

29-Oct-13

15-Nov-13

9-Jul-13

13-Aug-13

11-Jul-13

3-Jul-13

17-Jul-13

31-May-13

14-Jun-13

7-Jun-13

3-Jun-13

19-Jun-13

18-Jul-13

6-Jan-14

6-Jan-14

15-Jan-14

12-Jun-13

15-Jan-14

12-Jun-13

11-Jun-13

13-Jun-13

2-Jul-13

18-Jul-13

31-Jul-13

28-Jun-13

26-Jul-13

19-Jun-13

8-Aug-13

5-Jul-13

25-Jul-13

13-Sep-13

PP5. Date of Contact DC1

23-Sep-13

19-Oct-13

22-Oct-13

21-Oct-13

6-Nov-13

26-Nov-13

26-Nov-13

18-Nov-13

13-Nov-13

18-Nov-13

27-Jan-14

5-Feb-14

18-Jun-13

19-Jul-13

19-Aug-13

22-Aug-13

25-Oct-13

10-Dec-13

18-Dec-13

23-Oct-13

11-Feb-14

27-Sep-13

17-Oct-13

6-Dec-13

10-Oct-13

18-Jun-13

17-Jun-13

17-Jun-13

13-Jun-13

28-Jun-13

7-Jun-13

11-Jun-13

21-Jun-13

9-Oct-13

8-Oct-13

10-Jul-13

9-Jul-13

9-Jul-13

9-Jul-13

9-Jul-13

9-Jul-13

PP5. Date of Contact DC1

8-Jul-13

8-Jul-13

23-Jul-13

23-Jul-13

30-Jul-13

23-Jul-13

8-Aug-13

30-Jul-13

24-Jul-13

8-Aug-13

9-Jul-13

9-Jul-13

23-Jul-13

30-Jul-13

30-Jul-13

8-Aug-13

15-Aug-13

15-Aug-13

9-Jul-13

30-Jul-13

15-Aug-13

15-Aug-13

15-Aug-13

15-Aug-13

15-Aug-13

15-Aug-13

15-Aug-13

15-Aug-13

15-Aug-13

24-Jul-13

9-Jul-13

15-Aug-13

26-Jul-13

22-Aug-13

22-Aug-13

22-Aug-13

22-Aug-13

9-Jul-13

15-Aug-13

22-Aug-13

23-Jul-13

30-Aug-13

29-Aug-13

30-Aug-13

PP5. Date of Contact DC1

30-Aug-13

30-Aug-13

4-Sep-13

29-Aug-13

30-Aug-13

8-Aug-13

22-Aug-13

22-Aug-13

22-Aug-13

17-Sep-13

25-Sep-13

10-Sep-13

17-Sep-13

10-Sep-13

26-Sep-13

1-Oct-13

30-Jul-13

8-Aug-13

22-Aug-13

1-Oct-13

10-Sep-13

15-Oct-13

15-Oct-13

14-Oct-13

16-Oct-13

4-Oct-13

9-Oct-13

18-Oct-13

18-Oct-13

15-Oct-13

18-Oct-13

18-Oct-13

24-Jul-13

8-Oct-13

14-Jun-13

14-Jun-13

14-Jun-13

10-Jun-13

12-Jun-13

12-Jun-13

17-Jun-13

PP5. Date of Contact DC1

17-Jun-13

12-Jun-13

11-Jun-13

12-Jun-13

11-Jun-13

17-Jun-13

11-Jun-13

12-Jun-13

12-Jun-13

11-Jun-13

14-Jun-13

12-Jun-13

12-Jun-13

12-Jun-13

11-Jun-13

14-Jun-13

21-Jun-13

11-Jun-13

24-Jun-13

25-Jun-13

28-Jun-13

16-Jul-13

28-Jun-13

5-Jul-13

16-Jul-13

23-Jul-13

28-Jun-13

22-Jul-13

25-Jul-13

26-Jun-13

25-Jun-13

1-Jul-13

17-Jul-13

15-Jul-13

24-Jun-13

17-Jul-13

22-Jul-13

8-Jul-13

28-Jun-13

18-Jul-13

24-Jul-13

PP5. Date of Contact DC1

24-Jun-13

13-Jun-13

25-Jul-13

28-Jun-13

2-Aug-13

20-Aug-13

8-Aug-13

1-Aug-13

23-Aug-13

29-Aug-13

3-Jul-13

3-Jul-13

13-Aug-13

22-Jul-13

25-Jul-13

31-Jul-13

13-Aug-13

28-Aug-13

29-Aug-13

10-Jun-13

8-Aug-13

8-Aug-13

17-Jun-13

25-Jun-13

23-Aug-13

22-Aug-13

28-Jun-13

23-Aug-13

28-Aug-13

21-Aug-13

6-Sep-13

10-Sep-13

13-Sep-13

9-Sep-13

9-Sep-13

20-Jun-13

11-Sep-13

10-Sep-13

18-Sep-13

8-Oct-13

23-Sep-13

PP5. Date of Contact DC1

8-Oct-13

8-Oct-13

4-Oct-13

8-Oct-13

9-Oct-13

8-Oct-13

18-Oct-13

21-Oct-13

10-Oct-13

18-Oct-13

21-Oct-13

21-Oct-13

17-Oct-13

21-Oct-13

23-Oct-13

1-Nov-13

4-Nov-13

21-Oct-13

4-Nov-13

20-Sep-13

31-Oct-13

31-Oct-13

21-Oct-13

22-Oct-13

30-Oct-13

24-Sep-13

9-Oct-13

16-Oct-13

21-Oct-13

21-Oct-13

7-Oct-13

13-Jun-13

21-Oct-13

23-Oct-13

4-Nov-13

18-Oct-13

6-Nov-13

15-Nov-13

4-Nov-13

4-Nov-13

5-Nov-13

PP5. Date of Contact DC1

11-Oct-13

25-Oct-13

21-Oct-13

19-Nov-13

20-Nov-13

21-Nov-13

2-Dec-13

23-Jan-14

27-Nov-13

20-Dec-13

12-Nov-13

20-Nov-13

16-Dec-13

9-Dec-13

29-Jan-14

2-Dec-13

4-Dec-13

27-Jan-14

17-Dec-13

21-Nov-13

5-Dec-13

6-Feb-14

31-Jan-14

7-Feb-14

6-Mar-14

31-Jan-14

24-Feb-14

18-Feb-14

10-Feb-14

20-Feb-14

16-Jan-14

13-Dec-13

17-Dec-13

31-Jan-14

23-Jan-14

24-Jun-13

24-Jun-13

27-Jun-13

27-Jun-13

27-Jun-13

26-Jun-13

PP5. Date of Contact DC1

27-Jun-13

27-Jun-13

27-Jun-13

25-Jun-13

25-Jun-13

27-Jun-13

26-Jun-13

27-Jun-13

20-Jun-13

28-Jun-13

5-Jul-13

3-Jul-13

2-Jul-13

18-Jul-13

5-Jul-13

5-Jul-13

3-Jul-13

3-Jul-13

2-Jul-13

12-Jul-13

10-Jul-13

3-Jul-13

1-Jul-13

28-Jun-13

24-Jun-13

3-Jul-13

1-Jul-13

2-Jul-13

8-Jul-13

18-Jul-13

16-Jul-13

16-Jul-13

26-Jul-13

3-Jul-13

21-Jun-13

2-Jul-13

1-Jul-13

28-Jun-13

1-Jul-13

24-Jun-13

1-Jul-13

PP5. Date of Contact DC1

9-Jul-13

15-Jul-13

12-Jul-13

8-Jul-13

3-Jul-13

16-Jul-13

16-Jul-13

25-Jun-13

16-Jul-13

28-Jun-13

5-Jul-13

11-Jul-13

15-Jul-13

15-Jul-13

3-Jul-13

10-Jul-13

17-Jul-13

8-Jul-13

19-Jul-13

25-Jul-13

27-Jun-13

24-Jun-13

2-Jul-13

19-Jul-13

15-Jul-13

12-Jul-13

24-Jul-13

10-Jul-13

9-Jul-13

15-Jul-13

11-Jul-13

13-Jul-13

8-Jul-13

13-Aug-13

14-Aug-13

16-Aug-13

13-Aug-13

12-Aug-13

14-Aug-13

26-Jul-13

23-Jul-13

PP5. Date of Contact DC1

26-Jul-13

12-Aug-13

15-Jul-13

23-Jul-13

5-Jul-13

21-Aug-13

28-Aug-13

16-Aug-13

22-Jul-13

26-Aug-13

11-Jul-13

20-Aug-13

19-Aug-13

5-Sep-13

4-Sep-13

3-Sep-13

12-Sep-13

1-Jul-13

24-Jul-13

10-Sep-13

27-Aug-13

9-Jul-13

9-Jul-13

26-Jun-13

10-Oct-13

7-Oct-13

11-Oct-13

2-Oct-13

5-Sep-13

9-Oct-13

22-Oct-13

29-Oct-13

29-Oct-13

29-Oct-13

29-Oct-13

25-Oct-13

28-Oct-13

24-Oct-13

19-Sep-13

1-Oct-13

30-Oct-13

PP5. Date of Contact DC1

27-Jun-13

29-Oct-13

25-Jul-13

17-Sep-13

15-Jul-13

1-Jul-13

2-Aug-13

26-Jun-13

1-Jul-13

26-Jul-13

23-Jul-13

30-Jul-13

30-Jul-13

8-Aug-13

31-Jul-13

1-Jul-13

26-Aug-13

27-Aug-13

17-Sep-13

4-Oct-13

10-Oct-13

10-Oct-13

10-Oct-13

3-Oct-13

5-Nov-13

10-Jun-13

16-Jul-13

12-Jun-13

6-Sep-13

3-Sep-13

5-Sep-13

9-Sep-13

23-Sep-13

24-Sep-13

1-Oct-13

1-Oct-13

6-Nov-13

15-Oct-13

31-Oct-13

8-Nov-13

15-Oct-13

PP5. Date of Contact DC1

10-Jan-14

11-Feb-14

3-Feb-14

24-Jan-14

29-Jan-14

26-Jun-13

26-Jun-13

30-Jul-13

20-Jun-13

11-Sep-13

30-Sep-13

3-Oct-13

4-May-13

3-Jul-13

22-Jul-13

27-Aug-13

3-Oct-13

18-Nov-13

18-Nov-13

2-Dec-13

20-Dec-13

26-Jul-13

26-Aug-13

11-Sep-13

20-Sep-13

3-Oct-13

27-Sep-13

4-Nov-13

23-Oct-13

30-Dec-13

13-Jan-14

9-Jan-14

15-Jan-14

24-Jan-14

29-Jan-14

6-Feb-14

19-Jun-13

19-Jul-13

15-Jul-13

15-Jul-13

16-Aug-13

PP5. Date of Contact DC1

10-Aug-13

26-Aug-13

27-Aug-13

24-Jan-14

30-Jan-14

28-Jan-14

30-Jan-14

30-Jan-14

30-Jan-14

28-Jan-14

3-Feb-14

5-Feb-14

13-Feb-14

19-Feb-14

20-Feb-14

13-Feb-14

20-Feb-14

31-Jan-14

25-Feb-14

26-Feb-14

13-Jun-13

Section A. Initial Contact

A.2. I'm sorry; please tell me, what was the main reason that you contacted [insert pp1] on [insert pp5]?

Response: Other *

	Frequency**	Percentage
Other reason, Uncategorized	4	21
Assisted Living	2	0.70
Home healthcare	3	4.78
Household assistance not relating to personal care (e.g., cooking, cleaning, paying bills)	2	15.99
Medical assistance (unspec.)	2	0.70
Medicaid (unspec.)	2	1.28
Secondary/supplemental insurance coverage	4	1.4
Assistance with medical bills	2	5.02
Total	21	50.88

*Responses to the option "Other" are coded and presented in this table. Verbatim responses to this question are available in the next table.

A.2. I'm sorry; please tell me, what was the main reason that you contacted [insert pp1] on [insert pp5]?

Response: Other

I was trying to get information on a secondary insurance to help pay my medical bill because i just had some big ones.
Looking for resources for long term health care for my Father
Medical assistance
For Parent getting into Assistant living.
Question on Supplementel infomation for Medicare PART B.
Supplemental insurance
The call was about medicaid not medicare
Assistant Living.for my daughter.
It had to do with my WILL
Also looking for houlsehold servuces and nursing services and anything else available to us
Getting assistance for my friend.
Hopice for my Mother
Medicaire questions
Getting info for my husband's grandmother, to get some kind of aide to help her at home
In home health care
Assistance w/our medical bills
Medical assistance
Perscription drugs.
To get asistance in fillimg out a tax form
Help with hospital bills
Needed help processing Medicaid Application.

A.3. From where did you first find out about [insert PP1]? Other

I can't say for sure, but when i started getting meals on wheels i think someone there told me

Local senior center

Senior center

A senior citizens newsletter

A receptionist at a senior citizen housing complex

A local community center

Shared an office with the help line program

The welfare board in my town

Hospital

Through assisted living where my mom is at

Through our disability worker. We adopted an 8 year old boy last october...he has cerebral palsy

Case was transfered automatically since i received food stamps

I had used them in gresham, so i knew they were here when i needed assistance.

Contractor from kaiseer permanente

Mother's care-giver (in adult foster-home)\

Employed by them

Walking through neighborhood

Used them before

I've dealt with them for about 10 years (i'm disabled)

I worked for them years ago

Welfare office

I've worked in corrolary fields - i know about these agencies

Earlier contact w/northwest, when i'd been awarded food stamps

Where we get food stamps

Through parent's insurance provider

Attorney

From various nursing homes

From whoever i talked to when i called the governor's office

Not sure..either from family member or someone in hosp{ital

A friend told me to call the dept of human servces, and they gave me the number

Department of human services

Dept of human services

It was listed on an application i had to fill out

From a hospital

Requirement on application

Lady came around to my house, telling about the agency

Pamphlet found at the dhs office

Advertising by carelink, and by step by step

I drove by the office, just went in

Nurse

Looked up gov't services on the web - they were listed under "arkansas"

Insurance

A.3. From where did you first find out about [insert PP1]? Other

Through my attorney
From my social worker
Social worker
My attendant care nurse
211 line info
Veterans administration
Social worker
Medicare book
Newsletter
Place we lived
Social security
Social worker
Center for placement for seniors
Neighbor of my mother's
County worker
Care free center
From my case worker
Note in the back of a grocery store receipt
Human resources
Senior expo, got a magnet with their phone number on it
My daughter in law contacted them and then she told me
Radio ad
I called the county
Packet in mail, about senior placement
Apartment complex that my parent was interested in moving into.
Through my insurance
Home health care
Medical transportation co.
Heard someone in drugstore talking about it
Previous health agency i worked for
I called human resources
I had used area on ageing in olympia, washington, so i knew to call in here.
Dentist
Through unitedway helpline
Saw their vehicles driving around
She used to work as a substance abuse counselor
University of iowa medical service

Section E. Assistance with Services

E.7. As a result of your contact with [insert PP1], to what supports and services were you transferred or referred? Other *		
	Frequency**	Percentage
Other support or service, Uncategorized	3	21.77
Food stamps/pantry/assistance services	4	5.83
Home healthcare	5	2.06
Hospice services	2	2.49
Non-medical in home assistance (i.e., cooking, cleaning, paying bills)	13	8.68
Medicaid	4	3.84
Medicare	6	6.15
Health insurance other than Medicaid/Medicare	2	7.65
Department of Human Services/Health Services/DHS	15	5.48
SSA/Social Security	5	0.53
VA/Veterans Administration	4	0.46

*Responses to the option “Other” are coded and presented in this table. Verbatim responses to this question are available in the next table.

** Total frequencies total more than the number of respondents who selected “Other” since some responses are coded as 2 different types of support. Percentages do not match up for the same reason.

E.7. As a result of your contact with [insert PP1], to what supports and services were you transferred or referred? Other
Signing up for medicare if you are still working/elab?/i was still confused, thought i needed to go to a medicare website, but you had to go to social security, but wading thru the data on social security website was difficult to find medicare
She sent me a whole bunch of them, she mailed them to me. /what?/other types of housing agencies. /other?/i think there was a brochure in there about what medicare services are covered, pertaining to home health aids and stuff like that.
The va representative that comes up here once a month: for the forms i got in the mail : i needed his help in filling out the forms from the va.
Celine County health
Medicare Supplement for insurance
Health insurance
Referred to someone who can help with house work and transportation
The veterens admin.
Veterans admin.
Good Samaritan home healthcare
Social security
Services for helping around the house. Need maintenance around my home.
I was referred to s.e.e.t.a: the idaho food assistance program; also to several community churches and the food bank. Also helped me set up an appointment for home help, a girl now comes in two hours a week, once a week.
Elders Choice for living
Medicaid worker for Marion County in Oregon
Medicaid worker
Dekota county health services
To the welfare office

E.7. As a result of your contact with [insert PP1], to what supports and services were you transferred or referred?

Other

Another agency, like a home health aide.
Hospice
Independant choices, Elder Care
Meals on whheels
To the case mgr and financial advisor at woodburn organ, which is ther medicade dept
Dept. Of Human Services
Household services and reading services
Alzheimners and dimentia support group, also an inhome person to assist in paying bills also we needed a sr advocate person to assess the stage of progression of dimentia
A place called home instead,which is an agency that provides home health care...another agency provided adult day care...i also contacted govt agencies to provide sr waiver programs
D.H.S office
Home health and personal care giver..i think it is called "elder care"
Medicare
Home health aide
Elders' choice
Veterans' administration, social security
The dept. Of Health. In faulkner county.
Hospice, in-home care
Senior citizens' in-home care services
Dhs
Dep't. Of Human Services, Medicaid Section; an Alzheimers' office in Little Rock, AR (DK name)
Part d, medicare
Dhs office
Dep't of Human Services
Human service
Dhs
New Hampshire Dept. Of Health & Human Services; Meals On Wheels
Meals On Wheels; Medical Assitance application
Social security
The elder choices program
Medicare
Dk, something regarding Social Security benefits
Social Security Administration; also Vocational Rehab Services
Dhs
Dhs. (dept. Of human services)
Local DHS offices for various programs
In home care services
Elders' choice
Harvard Pilgrim insurance (school system deals with this agency regarding Medicare)

E.9. You said that you/your [insert PP2] did not receive the services through the referral; why do you think that is?

Other

Paperwork was not recieved.

I thought I did everything I needed to do for Meals on wheels, but haven't heard back from them

Denied services. (ELAB) dk - I didn't go on the interview with them - my parents are older, and they didn't understand and they still don't understand why they were denied.

rep. says I did not file the paper work. MY request was denied.

They'll meet with us tomorrow, my parent should receive these services tomorrow

I didn't follow up on it

Section E1.Asistance with Medicaid Eligibility Determination

E1.2a Why not?		
	Frequency	Percentage
Gave response	85	80.37
DK	8	18.02
REF	1	1.61
Total	94	100.00

E1.2a Why not?
She gave me a list and i called, they never called me bac (spec) to do with glasses and dental work
I dont qualify for medicaid
I'm still working
Didn't qualify
Because i knew i wouldn't qualify and because it didn't apply to me./else/no
We are not ready for it yet
I don't need medicaid
My income is more than the medicaid requirement
Didn't know i could
We were still gathering information at that time.
My father is not eligible for service; has too much money to apply.
Just needed info, so then i could go back & talk to the family
Mother had too many assets at that time
They're waitng for a medicaid worker to call me so i can get an app't w/them
Just spent last 2 months preparing a wedding
In the process of being taken care
Been busy with other responsibilities concerning other relative medical care
I made \$30 too much
Because of their social security income levels, i assume mom had to fill it out
I haven't felt all that good yet... I have it started but i haven't finished it yet
We withdrew, partly because of money our mother currently has
He doesn't qualify
Haven't pulled together all the documents necessary yet
They haven't provided me that opportunity
I had too many assets
I didn't have prescriptions to pay for at that time
Because he husband at the time alreadyk had
I did not fully understand it and i will not fill it outl until i fully ulnderstand it plus i am waiting for an assessment of my father;s medical condfition
I am already getting these benefits
Me and my mother have had to read over it several times to really understand
Just uncertain at that point. My relative was too ill at that point.

E1.2a Why not?

Working on it now.

My husband said if he was really able to choose the caregiver he wanted, he would want me (his wife)...my husband said that it was false advertising because it said he could choose whoever he wanted. But that was untrue because he wanted me (h

The grandmother just didn't want the government involved

My brother has medicaid

My mom was not given more than a few days to live

I'm still in the process of doing it

I'm the daughter who takes care of my mom, it's up to my dad to fill out papers like that, he has to make the decision on this

It's on hold right now - my parents have the application but my mother hasn't filled it out yet

We're still in the process of it (elab) mother just recently got out of the hospital - plus my own time constraints

Parent already has medicaid

We're disqualified - we didn't apply because we knew we're not eligible

I haven't received the application

Because my friend was not here with me that day to ask questions

Father's health deteriorating and he was in a local state hospital, died on 11/30

I ran out of time

Already have medicaid, was interested in possibly keeping medicaid while going back to work

I'd just received it now

Mother was in & out of the hospital... She's had doctor follow up appt's after that... I've been out of work more than normal so we're still looking for that kind of information

I dont remember if i i did it slip my memory

My mother-in law finance's are such|that she would not qualify

When we got to nurisng home we wer told |when my parent finaces run,then we can apply.

I knew myk mom did not need it. She had enough fulnds

Because i'm not eligible

I think i am just to proud.

My mother wants to be totally monetarily independent.

We are working on that right now

I was already on medicaid

Income is a little to high.

Do not need the service ylet

We are not applying for any medical assistance.

We are not eligible yet

I did not qualify

Parent has enough money for medical, just need caregiver support

At this point, i don't know if we'll even need that in the next few months

My relative has too much money to be eligible

Already done

I'm trying to make her daughter understand the medicaid service|\

We have an eldercare attorney that will handle this for us, the financial aspect.

E1.2a Why not?

I know i'm not eligible
My siblings & i are still discussinh options, trying to decide what to do, keeping our mother in her home, or going to a longterm care facility
He, my father, doesn't qualify for those benefits
We're in the process of doing that
I didn't need to - already applied and have coverage
He wouldn't have qualified
I was always getting disabiltiy.
My mother's still is capable for paying, for the next couple of months
The representative said i didn't qualify, i had too much money coming in
We already gad federal assistance
It's still in the envelope - it's hard for me to turn pages, deal with staples
I'm able to provide the aide myself now
If my mother's eligible, the money that comes from her social security at her nursing home, will be taken from her social security, a portion of it , and will go to pay for the hearing aid. Contingent on what her hearing test shows - we have to
According to the standards of who we were talking to, we have too much income
I didn't feel it was an issue

E1.6a. What was the name of the program?

	Frequency	Percentage
Gave Response	8	84.80
DK	7	15.20
Total	15	100.00

E1.6a What was the name of the program?

Lifeline
Not sure of the name
Elder's choice independent choices
Aapd waiver
Aarp
Not sure
Dont recall
Senior waiver program

E1.7a. Which other insurance resources were you given information?

	Frequency	Percentage
Gave Response	61	66.23
DK	26	33.77

Total	87	100.00
--------------	----	--------

E1.7a. Which other insurance resources were you given information?

I don't remember what kind it was
Medicaid
One was missouri health, and i think i have that, one was rx missouri, but i dont know what that is. Other/no
Help with health insurance, gave info.
Supplemental plans
Medicare, advantage plans
On helping to get commodities and payments on medicare
For medicare supplemental insurance
Medicare supplements, medicare hmos
Medicare
Aarp program
Healthcare through midwise and health insurance program(hip)
Veterans' aid
Private insurabce
S.s.i.
Aarp, which my mom already has
Ohp
Workoregon, aflac
Private insurance, dk name
Blue cross
None in p-articalur just let ,me know that she is eligible for that type of coverage
Long term care insurance
Aarp
Humana, others as well but dk name
Medicare
Many follows the person
Money follow the person
Page of names and addresses for care
Will not discuss
Private insurance (name?) Dk
Esate (else) no
The differnt medicare programs it could be covered under
Medicare
Aarp
The special needs program that i referred to earlier
Medicare supplements
Minnesota care state funded healthcare program
Everything i already have
Mille lacs county state or government insurance

E1.7a. Which other insurance resources were you given information?

Comprehensive health insurance

Was given paperwork about other private insurance

My mom pays for her own long term care..no resources used at all

Other low-income... Senior health partners, where you don't have to pay the 20%

Health partners

Nothing specific

Representative went through a list of private insurance and gov agency with me.

Humana

Elder waiver or sr waiver, a state run program

My direct benefits from medicare

Elderly waiver

Blue cross/blue shield, health partners, medica

Minnesota care, humana

Veterans' affairs assistance

Medicare

About medicaid

Disability

No other resources were available

Medicare

I don't recall

Dental

Medicare

Section F. Services Received from the [insert PP1]

F.2. Why do you think you/your [insert PP2] have/has not received the services for [insert PES A.2 if answered; else insert PP6]?

Some other reason [SPECIFY] *

Responses	Frequency	Percentage
Some other reason, Unclassified	24	10.11
Not eligible	21	6.01
Still in the planning/beginning stages	16	4.55
Service provider did not follow-up with me/have not heard back from service provider	30	9.92
Have not applied for services	7	2.40
Too expensive/not affordable	8	5.05
Waiting for evaluation/meeting	9	2.26
Total	115	40.3

*Responses to the option “Some other reason, specify” are coded and presented in this table. Verbatim responses to this question are available in the next table.

F.2. Why do you think you/your [insert PP2] have/has not received the services for [insert PES A.2 if answered; else insert PP6]?

Some other reason [SPECIFY]

Service was needed for emergency purposes. Reason was not on the list.
I don't know, I have filled out all paper work. Have not had any follow-up.
We're still waiting for hearing test results
Agency need's 3 pieces of info. (Bank Statment, Insurance, sale agreement on land that had been sold).
Applying for a "Grant". The paper work has to be sent, I have to get Three different Quotes for a stair-Lift and a Ramp.
Area IV said they don't do this kind of service, washing down walls on a trailer home
Because she's in that loophole of being on Medicare, what Medicare covers and what they don't cover... Guess it has to do with her financials
Because there is a lot of paper work,just getting started on filling out apps.
Called about issue with guardianship,but didn't get answer.
Case hasnt started yet
Currently waiting
DHS hasn't finished processing the paperwork she needs as yet
Did not qualify based on my age
Didnot qualify
Didn't get the information I needed, that they said they would send
Doctor wanted hin to try to walk first
Don't really know, being told they have to do NEW paper work and starting with the older paper work first. Keep calling,and left messages.
Dr. Has to evaluate my mother first.
Everything is still in the process stage right hnow
Expecting in-house evaluation is tomorrow.
Father is deceased

F.2. Why do you think you/your [insert PP2] have/has not received the services for [insert PES A.2 if answered; else insert PP6]?

Some other reason [SPECIFY]

Going through the info now.
Have an appointment in a month.
Have not recieved paper work as yet.
Have not filled out application
Have to determined since I just moved.
Have to finish filling out paper work.
He has not been at home..since the phone call he has been back and forth between a hospital & senior care center
He lived with me at home & i was able to cook and prepare the meals
I already had been in contact with the facility we ended up placing my mother in
I already have a job; i was trying to find out what i needed to do for applying for m.a.p.d.
I am not qualified because I am able to dress myself and cook and feed myself,bath my self. Therefore I am not qualified for the service.
I am waiting to see if my husband keep his license
I couldn't reach the at the other number - the phone rang and rang
I decided to hold off because I wasn't sure if I had a choice in who would be here to help me. I didn't want a stranger in my house.
I did not really go after the services
I didn't call for the service yet because I have glaucoma
I didn't complegte the paperwork... I was told she wasn't at a stage where she would qualify for the services she'd need
I didn't follow up because it was just too expensive.
I didn't understand the person - their accent, they couldn't speak English properly -
I don't need it right now
I don't qualify
I don't remember which agency provided the service
I got a call today. the Rep. Will contact me a few days for an appointment for an evaluation.
I had to cancel the evaluation because i was sick all night long, and they never contacted me back; i asked them to contact me, and i'm pissed off because it took me forever to talk to a supervisor to get a
I hadn't talked it over w/my son just yet... Transporation would have been a problem... Also, I wasn't sure yet if it would be suitable for my son, being 30 years old and the types of problems he has. I did
I have a plan in place for her now - her children, we take of her
I have an appointment this coming tuesday and i will bring the application then
I have not had my meetintg yet
I haven't applied for them
I haven't filled out the papers as yet
I haven't finished the application as yet
I have'nt follow-up. My sister was the one taking care of my mother. We will leave it up to my sister,we will discuss it what options for mother. Gave info to my sister for my mother to look at.
I haven't put it in the mail, but i will tomorrow morning!
I haven't received papers they sent.
I just called for information about Part D - I have no idea about these types of coverage
I just were getting information for the future,
I lost the referal number they provided, and i've been thinking of doing it this week, but i fell, so i will try next week
I made the phone calls to Mesa County arch,but one has called back or sent info.

F.2. Why do you think you/your [insert PP2] have/has not received the services for [insert PES A.2 if answered; else insert PP6]?

Some other reason [SPECIFY]

I made too much money
I really don't know most of this - I wasn't contacted at all yet
I talked to them at the facility last week, the admistrator said she'd get back to me, tomorrow.
I temporarily left the county
I think they are not doing their job,it's taking too long.
I was not given all the paperwork needed
I was previously dropped from medicade
I was told by choices in living they don't do these kinds of repairs, I was referred to another agency I don't remember, they said they didn't give that of service either
I was told i made too much money in social security
I wasn't here when the information arrived in the mail
If I had Medicaid I could get the services, I have Medicare
I'm just waiting for their decision
I'm not old enough, & I'm working, covered by insurance
I'm not yet disabled enough to receive Medicaid benefits.
I'm waiting on estimates to get back to the agency (WVA&D), and get everything into the mail on Monday, to get the ball rolling
It costed money; it was not affordable.
It was something they didn't offer - she told me to call White County aging, but she didn't offer to give me the number
It was turned back to his case worker at the disability office that we were previously deasling with. They confirmed that he was already on medicaod
It's only been 7 days and this takes up to 45 days to recieve.
Its too soon just filled out application
Just had recent contact about this
Just interviewed yesterday with rep. From northwest.
Just recieved paper work from another program this week.
Lack of availability of the housing i requested
Mail is slow
Money issue is holding me back.
My appointment in 2 days
My husband said if i can not give him the personal care, he does not want anyone else. He feels he is not given his personal choice
My son made an appointment for me, No one ever contact me. I have called a few times,No one has come out to my house yet. I have contacted different numbers Northwest gave me,still no answ.
My step dad didn't fill out the papers needed
Needed Electric Wheel chair and was told that "we would have wait a few more yrs". (wife had manuel chair).
Needed paper work from Social Security, it would take 6 wks. I was not able to follow through on my paperwork.
Needed to wait one more month - she's paying privzately for carde she's gettign now, tyoo many assets for Medicaid
Never got to apply for Medicaid or follow up because of my mother's medical emergency
NEVER H,AD ANY folowups EITHER BY PHONE OR PERSONAL VISIT OR BY EMAIL
No Funding for the Energy program until January, and IF there is enough funding there is a Wait List.
No funds available
No one ever called back

F.2. Why do you think you/your [insert PP2] have/has not received the services for [insert PES A.2 if answered; else insert PP6]?

Some other reason [SPECIFY]

None of the above
None of these - my parent is receiving services
Not eligible yet.
Not sure of the reason. I think i was not clear of services that i needed.
Paperwork is in process of being completed\
Reason were financial, my friend chose not to pursue
Relative passed away within 5 days of contact
Said income was too high
She couldn't get it, she didn't have the insurance for it
She got lost in the shuffle? We never received the information packet they told us about
She has medicaid and medicare so the state programs take care of her services
She makes too much money and does not live in a nursing home....she lives with me
She transferred property but they told us it would have to be 5 years before she'd be covered, or, transfer the property back into her name, then she'd be eligible for Medicaid
She went to the nursing home and we didn't have time to wait for their response
She's still in the skilled nursing facility - not ready to go back to her home
Still evaluating her parent's needs. And she got ill again
Still waiting for medicaid approval
Still waiting for northwest to contact me
Still waiting to find out if my mom is eligible for the program
The assistant living was for my daughter, she is too young right now.
The only thing my friend has is a nurse that comes to the house 2 hrs per day. I do all the bathing and shaving of my friend.
The papers haven't been filled out yet
The reason service received is because my Partner needs help. Social security would be taken away from her.
The reason they gave was, my income was too high, with me & my husband's income
The representative did not understand what I needed.
The surgeon dragged his feet, as far as sending the paperwork oking it, this & that.
There were no vacancies
They are still checking on my financial situation
They contacted her but my mother wasn't able to answer the phone - she was unable to answer
They couldn't get assistance from Veterans' benefits, you have to have a very low income
They did not have any services that covered what I was looking for
They don't pay family members, I had wanted to be paid for taking care of my wife who had a stroke - I couldn't even work
They don't pay for false teeth, but the representative didn't tell me that. The dentist told me they'd pay \$44 out of a bill of \$1,000.
They have to qualify for the services, my mother has to go through DHS for these services
They helped with Electric bill and gas bill in the winter
They just thought I wanted Medicare, didn't talk to me about Personal Care
They never gave us information about it, not that i can recall
They said she had another bank account in another state and that is why they refused the medicaid
They said they'd send me a form to fill out for my son, to put him into the system. I never received that, never got a phone

F.2. Why do you think you/your [insert PP2] have/has not received the services for [insert PES A.2 if answered; else insert PP6]?

Some other reason [SPECIFY]

call
They told me I had to spend certain amount of moeny first
They took too long & by the time they got back to me, my husband died
They wanted me to let them do whatever, and do the rest myself and I'm 83 years old. They wouldn't plow around my car, or clean my little concrete stoop.
They're under new management... She said whenever they get to my father's file they'll start the process
This agency does not do anything with "walk in bathtubs"
Too many medical bills. Just can't afford it.
Too soon.Just submitted the paperwork.
Waiting for the papewrwork to go through
We are in the process of recieveing the info now.
We did not request it...i just wanted to get some information on that
We don't know how to approach the subject with my Mother-in law. She lives alone and seems to be doing well right now.
We filled it out and we're still waiting to hear
We have not been out with my parent to see housing because of the waethe conditions.
We haven't completely gone through everything yet (SPEC) forms we have to fill out for income management
We haven't requested any services, there hasn't been a need for these services; there hasn't been a need
We never recieved any information for housing (7/24/2013). The first contact said
We spoke with several agencies, I can't really talk about seniorlinkage's role in any of this
We were given info to help us get into program
We were looking for meals, but they're only offering 2 meals, and we needed 3.
We were told to call only on Monday, they only dealt w/energy assistance only on Mondays... That Monday there was a snowstorm and we couldn't get out of our driveway.
We withdrew because of money our mother has
Would like vouchers, and Savings (income) is running out.
Because you have to qualify for medicaid
Explained it takes from 30-45 days to get set up, and that was the last i heard from her
Financial reasons
His medical condition is still being defined. I am trying to get through his cancer treatment before future assessment on needs can be defined.
I come to the conclusion that we weren't eligible
I do everything to take care of his needs, so i dont need services from them
I'm not having the surgery until next year and i won't qualify for the medicaid until next year
It was my choice - ididnt choose to change what he had
They didnt get back to me with information
They told me i would have to wait for a nurse to come to my home to evaluiate me but so far, they have not sent a nurse.
They were not interested in helping
We're just filling out the paperwork right now, we havne't gotten started yet with her care

F.3.a What other agencies or organizations were contacted?

	Frequency	Percentage
Gave Response	74	86.08
DK	9	13.92
Total	83	100

F.3.a. What other agencies or organizations were contacted?

Just the va
Older americans transportation act
No other but i asked my h.r. guy at work and he told me to contact the area counsel on aging area 6. Funny part area six suggested i contact my company h.r. guy because we have a company insurance plan and they felt that they could answer som
Home health care agency (Lake County Home Health Care)
Helpline
Medicare.
I couldn't tell you. I have a case manager that's working on them
Access
I contacted the B.R.S. state agency.
Various energy assistance agencies but i do not know their names
Sunnyside care center in salem, oregon
Victim assistance. V.A. office to see if we could get assistance from them. IF she was still eligible for help through them for counseling and any other help they may have . The woman gave us phone #'s and we followed through with phone #'s.
The free clinic and THE organ HEALTH CARE PLAN
Loving care
None
P.R.N and Aging America
Dept of human services
I contacted a home health nurse, also the dept of human services
Independent choice
Commission for the blind
The d.h.s. office - the department of health and human services
Pine bluff daycare.
Absolute
Area Agency on Aging.
Easter seals
Medicaid to get me to my appointments.
Independent choices.
Harris home health
Area agency on Aging.
Easter seals; pathfinders
Independent care; resource living

F.3.a. What other agencies or organizations were contacted?

Care links

Arkansas rehabilitation

Alternative living

Area Of? On? Aging; spoke to Meals On Wheels

Service from a law school (legal services for those who can't afford it, but R was told he's making too much money)

Social security administration, vocational rehab

Elders at home

Division of aging

Independent Choice and Healthy Choice

Tri-care, senior citizens' living facilities

Elder choice

Fresenises medical care

Home health

360 community, churches, dept of human services, first call for help

Cancer care, Coney Heath.

Churches and volunteer services, and numbers i was given from 211

The county\

Faith and Action agency.

A place for mom.

Chicago county/ family pathways

Faith in action which is an all volunteer organization made up of members of different churches

Veterans' administration

County health & human services

Medicare

Minnesota seniors

St louis countyk

7 county senior citizen federation

Human resources of the county

Home instead, a non medical organization that does things that give companionship, take people to dr;s office, go shopping|

County social worker

Ramsey county public health

Trans tek mobility from "equip-life".

Social security to help get relief from my high medical expenses

Attic

Adaptive home services

Social Security office.

Va

G s i l (granite state independent living).

Va

Archuleta county community center

F.3.a. What other agencies or organizations were contacted?

Hhr
 A place for mom
 The administration on aging

F.4.a What needs was this other agency or organization able to meet?

	Frequency	Percentage
Gave Response	30	100
DK	-	-
Total	30	100

F.4.a. What needs was this other agency or organization able to meet?

A tombstone for my husbands grave, finished payment on his cremation and the cemetary lot/else/no

Yes. This agency is for personal transportation.

Social security website. I'm trying to sign up without leaving my office and travelling an hour and a half away from my hometown, by using the social security website.

Resource options to help mother stay in her home (SPEC) Equipment we could get that would help her stay in her home... Also Meals On Wheels

Clear information on my account. They were able to provide info. On Medicare info.that I could not get form Nevada County.

I signed up for oil assistance

Face to face contact

Arches supplys a lunch and they supplied info. For my niece to call that would be helpful.

Residential light cleaning in the house

I won't know till after tomorrow, they are meeting me in my home

Transportation (else) no

Medical

Medicaid need and also assisted living in my relative's home, not a nursing home.

I don't remember if the first agency did or not but Easter Seals has classes and language therapy that sounds right for my son

Short term personal care & therapy (SPEC therapy?) Therapy on my legs

Home Healthcare,House keeping services. Home delivered meals. Risk accessments.

Got a response from Pathfinders - felt my son wasn't suitable for Pathfinders

They said they'll send somebody out

They help with Hrs. For my mom. (taking care of my parent).

On SSI, you're required to fill out certain paperwork that onl y they have

Tri-Care provides a sitter for after-hours sitter in the home.

It was faster service.

F.4.a. What needs was this other agency or organization able to meet?

During call the representative referred me to Family Pathways - home health aides, occupational therapy
I got a little money for some care
A food program in which you applied for a card which can be used in grocery stores
They helped me and point me to the right directions
Ramsey County Public Health was able to do the evaluation to get to the next step - this was the step that's needed to say "your level of care is "B", which means she can't stay in her home
We were able to Electric Wheel Chair for my Wife.
Representative at social security helped me sign up for part "A" & "B"
Someone to help deal with new colostomy (ELSE) None

F.7.a.1 Please tell me why you were [somewhat or very] dissatisfied with the services that you/your [insert PP2] received directly from [insert PP1]?

He never got the services requested
Just that I never received the assistance for utilities forms they said they'd send
Lack of help
They never got back to me
I'm still in flux - they have not followed through with contacting either myself or my relative
I didn't receive any services from them
I didn't receive any services
She hasn't received any
I still have not resolved the issue.
They did not explain anything to me. I'd ask a question and never get a direct answer. Maybe they just didn't know.
Because they didn't explain it to me in the right way
I didn't receive any services
It's been almost 4 months and we haven't heard from a nurse
Because she didn't get any help; no one helping me to help her
She did not receive any services
She never received anything from them..she already had to services...i just wanted to get more info on attendant care
Didn't receive any services
I never got a follow up call about my case
Because he did not receive the services he wanted
Still waiting to receive paperwork
She didn't receive any
I received none
They have not done anything
Because I couldn't go further with the conversation, it wasn't their fault - it was my fault because I didn't have time to continue with them
He hadn't received any services
I didn't receive any services from them
Because I didn't receive anything
Didn't receive any services there was no info to help me
There were too many foreign reps I couldn't understand
Nothing happened
I did not receive any services
I didn't receive the money I thought I would
The phone call - I called them 3 times and finally left a message there, name address and phone number, they never called

F.7.a.2. Please tell me why you were [somewhat or very] dissatisfied with the completeness of the information that you received?

they've been slow about responding to me
Received no information
Because they didn't answer the question I asked. They gave me phone numbers and I called them and told the person my idea about going out to where he is, and making sure he takes his medications (CLAR "Question"?) He needs help, he's forgetful,
Have not yet received the necessary paperwork
Because i still dont know any more today than the day i called them
I thought they could help. They never told me [that I could try to get Medicaid...Medicare. I did not]know that I could apply NOW for it.
I got information but it didn't help me
You don't hear anything after that phone call... I had to start at the beginning and go again re-applying
I felt like I didn't get any information or any help
I feel I did not receive the info. I needed[to get my parent sign up for a program and could not]find out what the options were.
It wasn't any completeness - like filling out an applicatioln and having them trash it when you leave
I never received the information
Their inability to provide any kind of service
There was not enough of info. To help us.
I did not get my alert system
Do not feel like I got anywhere; (probe) do not feel like I got the help I needed.
Did not receiving any information and still waiting
There's no start or finish, no follow up with my father or with me
The entire thing - they didn't seem to be familiar with the program at all, they thought I was after Medicaid
Because i wasn't referred to any agencies
Had to explain over and over what i needed to each agency i was referred to
They couldnt help me
I got no help at all
The information i was given most didnt understand because it was foreign reps they were lack of english when explaining to me
No one ever contacted us
They did not provide anything
They only said "Call Good Will" maybe[be able to get the wheelchair there.
They really didn't do anything
My neighbor gets it and i don't: they are not old.
They need to take more things into consideration than they do (SPEC) You almost have to be bedfast before you get any help, or dead before you can go to the hospital
Because no one has followed up to see[If I qualify for the services.
Because I haven't heard anything
Because no info and no phone has been recieved.
They didn't provide the services I wanted
If they don't call you back, you can't find out anything
It was unfair that I'm not eligible for Part D, when the government is saying everyone has to have insurance.
They didnt do anything

F.7.a.3. Please tell me why you were [somewhat or very] dissatisfied with the degree to which their services met your specific needs ?

I had no confidence that the case worker on [my case was actually on my case.
If there's something she, my nmother could use, we never heard from them
They never met my needs

They are not taking time to get to the person to see what the person need; they need to have more personal connection.
Did not get the service realted "Walk in Bathtubs"
I had cotacted them and wanted counseling directly from them,not a referral to another agency.
At that time I was dissatisfied, with their not being able to wash down the trailer walls
Did not help with services to my partner.
Haven't recieved any calls for follow-up
I do not drive, so i have trouble going to my doctors; i can't seem to get transportation from their services. Portland has a lift program, but there doesnt' seem to be a lift program here (monmouth).
I've not had a lot of contact with them
They did not meet the needs at all
Their parameters financially make it difficult for people to get he;lp nowadasyh
There was no guidance or services offered. They just wanted me to fill out the forms
Beacuse they did not have any info what so ever."we don't do housing, they just do medical cards and food stamps for seniors with disabilities.
Still can't get answer for personal care.
I will see waht happens when I visit their office this wk.
I need some help with other resources and I need to talk with representative. I have been playing "telephone tag"
Level of knowledge related to Medicaid eligibility was less than what I would expect
They did not do anything at that point. Spoke with them recently and I am not going to deal with them.
I couldn't understand them
I was told I didn't qualify for anything
I'm not receiving the contact back, as I was told I would

F.7.a.3. Please tell me why you were [somewhat or very] dissatisfied with the degree to which their services met your specific needs ?

I didn't receive any services
Cause i actually thought theyd call back and give me more details and information on what she approved or disapproved. I'd like to know where i stand.
I just felt like maybe the individual should have provided more resources
When i would ask something, i would never get a direct answer
Because i dont think the services provided were good enough
Define what you mean by comprehensive
I didn't understand, and they didn't help me understand the stiutation/explain?/situation of the things i needed to get some help for my mother, help with bathing, medicine scheduling, that's about it.
They said or did nothing useful. They did not show any concern
Tghey didn't do nothing, didn't get in tohuch with me, kept saying someone would but no one did \
Didn't get the information I needed
Thy have not done anything for me
All I did was fill out paper work. Nothing has been done for the agency.
I didn't get no help
My husband was dissatisfied...if they would not llet me be the caregiver, my husband is not interested in anyone e;se
We did not receive any services
Their qualifications, my parents qualifitaction, are the same for inhome care as it is for a nursing home, except for one thing, they have to show why you can't take care of yourselves - one has Alzheimers;, the other has dementia.
They couldn't help me with what I needed (SPEC) With the home health aide
They didn't answer my question - they kept on insisting to take him to a nursing home
Therhe are no beeds to be met
Because i still don't know if my parent qualifies or where i can inquire about it
I feel they could suggested somplace where I could have gotten the help.
Because it just seems like everything just goes nowhere. It's just a bunch of talk. When you get into the program for Home Care it's to suited for your loved one. We don't want back in the facility because there is abuse and neglect. We are

g
Paperwork, re-apply... I just get "Re-apply." They say I'm ambulatory, and I wouldn't say walking 3 steps is ambulatory
I didn't get any information, it just wasn't what I was expecting the way it was phrased in the paper
Never could connect to get the options OR even apply. We should be able to go the local DHS office and get info there instead of contacting someone by phone.
I was expecting more from them (SPEC?) Expecting to hear from them, someone to come out for a visit to find out what I needed, see that child
They really didn't hel{p me with what I needed
They didn't know what they were talking about, didn't have any information for me
Still have not received any help
They did not seem they did not have knowledge of anything,info to help.
I was not approved
I did not get what i needed
They did not meet my needs.
At this point she doesn't qualify for the services
The way I was answeered as far as having to wait til October, which is when they re-evaluate letting people in on thge list. They look at the applicatiuon then, then determine if you should be helped

F.7.a.3. Please tell me why you were [somewhat or very] dissatisfied with the degree to which their services met your specific needs?

The info I rewceived i got from DHS, NOT from this agency... They're going thorough a mgmt change and if they told me that then I'd knowp if I could qualtify for this, or should I look somewhere else
It was confusing... Something went wrong, I don't know what.
The service was not available in my area.
I couldnt afford the services that i was eligible for
They couldnt help me at all
Have not heard anything from them as yet.
They did not help me at all
Because of staff following up.
Couldnot understand them languauage barrier
Never contacted
Amleady mentioned reason and it is not their fault
Still have not had a follow-up call.
They did not meet any of my needs
I thought the services were not complete...there were some grey areas (elab) they were giving me info about hobbies as opposed to giving me business contacts...
Needs were not met. Bascially we had a chair for three yrs,and we had to wait and that was Not correct.
Did not receive any services
I had been previously been told that t hey would help with my personal needs but i was told they did not take care of the things i;' needed such as a lift chair, help cleaning my house, amnd relief from medical bills
Because they haven't met it. I had no problem getting services for mom, but they have changed procededures. I never thought i'd need services, but it came down to it.
They wouldn't help me, and they didn't suggest anything. She just called and told me "you're not eligible."
Still have'nt found out if I qualify for Medicaid.
I called in July and I have not heard anything for Mesa County arch since.
Because if you make too much money you can't get help and if you make too little you can't get help and i have 6 people to support and i'm in the margin where i can 't get help, but its not all their fault, i'm 70 yrs old and cant walk hardly b
Small amount of money
They didn't pay what I thought they were going to.
I called three times, nobody called back
Didnt provide services

Out of everything I was looking for,I only got a "elderly wavier".

Feel like there was something lacking in the|system now,I don't feel there is enough to offer since|there are older people.

F.7.a.4. Please tell me why you were [somewhat or very] dissatisfied with the accuracy of the information provided?

My issues: signing up for medicare only seemed somewhat out of the ordinary for the troubleshooting tools that they are provided.

Because I only got info on my own and then|call Nevada County,and when asked about is available|they never bothered to take action.

I'm sure it exists but we have no evidence of that

They never gave me information

Work since 14 years old until 70 years old; and took the medicaid away from me; charging high prices for medication and cannot afford this.

Staff did not spend much time talking |with me. Nothing through the mail.

It wasn't a representative, and i havent talked to a caseworker yet because i haven't mailed back the forms.

Ot was lies

They did not explain anything to me...they just dumped forms and other info on me..they told me to fill out the forms without telling me about any of the options...i recently had a struck and have difficulty filling out the forms and they did

No contact when I called back. Can not|get through to representative.

Medicaid criteria was not accurate

It left me more confused about what |they offer.

I couldnt' understand a word they were telling me

I didn't get enough information

I haven't gotten any services

I called her back with the medicad number and she hasn't called me back or anything

Because i didn't really get anything from them

Cause i didn't get no information,no help, we still need help/

The person seemed to think it was a game in which they were ib charge of all the rules.

Because i have not gotten any results

No follow up for info.

I went through the pamphlet, did what I was supposed to, but the favor wasn't returned (CLAR) I read this stuff but no one got in touch and said what was expectged of me - I more or less felt written off

Didn't gjet the process done

They should have contacted me by now to let me know something

Didn't help me

You've got to be interested and try to understand what they're saying -

They didn't send any information on this.

They refered me to the internet and once i did i didn't know what do do with it

The person at Choices said there was not a program like I wanted but there were programs where you could get home nursing

It seemed like I got the run around when|I went to get the Application from Choices In Living for|Long term care (elder choices).

They didn't day exactly why I could NOT |get someone to sweep and mop. I am not supposed to|sweping and moping because of the disability with|my back. I can't stand for very long and when I sweep|it takes about an hr. To do it.

I didn't get any information

Because I felt like I was getting the run-around.|Was not able to talk to a person for Information,

They really didn't give me anything, no help

Beacuse Respresentative was supposed to send |parperwork via E-mail, It can not access the email sent.|She never followed-up to see weather or not I recieved the|info.

They didn't provide accurate information - they referred me to somebody else and when I call the number I hear a message saying the number is no longer in use, or another one, I got somebody that said they didn't know anything about it and that

F.7.a.4. Please tell me why you were [somewhat or very] dissatisfied with the accuracy of the information provided?

It was kind of "IFY" on everything. "IF they have any info, I could get it"....
I expected a little more useful information (SPEC) I asked about physical therapy problems - the rep suggested alternate programs,they weren't really helpful
No one returned my phone call
There's no accuracy - they didn't ask about the service, offer follow up with me
The reactions that I got - they were not helpful at all.
They just couldnt help me
Have not recieved much on info.
Because when the social worker came,she asked all question about my mother's health...total waste of time. Needed help on HOUSING.
Didnt tell you enough
We were never contacted about anything
They did not help me with anything
Info not helpful.
They were wrong. "said we were not eligible for services,and that was wrong.
I don't know, because there has been no results
Not info. Provided for me.
No info given,no one followed up with me.
She should have said "We don't cover dentures."
They didnt do anything to help us.
It wasn't what I wanted - I just wanted a referral, a list of names of people I could hire - it wasn't long-term, I needed the list
It wasn't helpful (ELAB) The presentation of it - how they had to call my mother, and she couldn't answer

F.7.a.5. Please tell me why you were [somewhat or very] dissatisfied with the support you received related to decision making?

The long waiting list i was on and no help reveived
I felt like she just handed me some panmplets, and I was on my own. She didn't ask me questions, to encourage the sharing of ideas (SPEC) she didn't tell me about options instead of medicaid-eligible or private pay.
We're lost in the shuffle, no one ever contacted us
No support
I could not get no results.
Do you know what kind of support that would be? I don't feel it was ever brought up.
They werhe no help at all
Their was no support
They did give some support but not alot..
No support form the person I spoke with. No referrals or anything.
When I called,It was like talking to a secretary. she was going to make the appointment,and they would call back and set up appoinment. No One called.
They wer telling me what they could & couldn't do, but didn't tell me if they couldn't, who could, or what other information was available
Couldn't understand the person
They haven't got back to me
I havnee't gotten any services, all i got is a packet, my needs have not been met.
Well, because i think they should get information from someone else but i never got it
They did not explain anything to me. They just sent a form and told me to fill it out...they would not explain anything until the nurse came.
Because i didn't get any information
Because i didn't get the information i needed/elab?/how do i go about getting her some help with her medicine, helping

F.7.a.5. Please tell me why you were [somewhat or very] dissatisfied with the support you received related to decision making?

her do things around the house.
They were accurate in that they said they could not or would not help me
No results as yet.
Was no follow up. The rep. Never came to my house. Canceled first appointment.
I didn't understand what they told me
They didn't support me - what i got was my hospice, they too care of it all
I didn't get the process done, I didn't get anywhere
It was the options that were offered. The options were not for me.
I didn't get hlep
They never tried to send anyone evaluate my relative.
It seems like no one is paying attention to me, no one has ever gotten back to me
They did not give me enough info
Even after they talked to me, they said they'd send him the information in the mail but he hasn't received it, so they haven't kept their word
I heard nothing more from them, after that one conversation
Because I didn't get the answers to my question, about helping my brother in the family home, rather than putting him in a nursing home
I did not receive what i was suppose to. His only supprt is family..
There was no personal communication, all they did was refer me to the internet
They referred to Dept. Of human Services,I went to wrong dept. Department,need to be in the Aging Dept. It was a long process. Got the application and fill it out and have not heard anything from Choices In Living.
Because when asked if I could have someone clean my house at twice a week...I was told I can feed myself and feed and cloth my self,I ma not able to get this service.
When I called, she automatically brought up Medicaid. Not everyone qualifies for Medicaid and I don't like that this is something she automatically brought up
I didn't receive any support
I didn't get any help
I was not given options to make a decision. Whenever I called area Agency on aging,and they told me to contact the DHS office. Contacted DHS on the phone, DHS refeered me to Choices in Living...Never could get a response. Called DHS back,they s
I received none, didn't get any anyway
They didn't know what they were doing, didn't seem to care
Parent has not recieved any help yet.
I am running out of money to pay for bills and care
I don't feel like they helped me.
I feel that if someone needs help they should be able to contact the person.
Letting people on the list once a year - taht's kind of strange. I called in december and i have to wait a year to find out if i can be helped
I haven't seen any support - they said they're sending someone out to do an evaluation and they never came - bad I not called yesterday, I wouldn't have known they have a backlog
I didn't get anything from them
There was no information provided
They didnt help me decide anything. Just gave me referrals
Didnot receive services and in the same boat nothing has changed
The did not give me anyk help at all nor did they offer a referral for help.
Because already figured out where the housing was going to be.
Didnot recieve right info
We were never contacted
I could not get the help that i need...the help that i needed was not available in the remote area where i live
Don't think they offered waht I was looking for, the ser vices i needed\

F.7.a.5. Please tell me why you were [somewhat or very] dissatisfied with the support you received related to decision making?

Until I find out about my issue.
They did not make any decisions. I made all the decisions
They didnt answer my question and didnt seem to understand what i was talking about
It was decided that i was making too much for a program
The General conversation was "your not eligbel". and that was all. Had to contact some agency out of town.
I thought that they could have called and turned me to a different direction for help
There was no support, just saying "you are not eligible".
Because I didn't get what I was after.
They didnt provide any services
Because there was not alot of follow through
I didn't feel the person I spoke with, was real receptive. I don't know whether they understood what I asked them.

F.7a.6. Please tell me why you were [somewhat or very] dissatisfied with the professionalism of the staff?

Because i still don't have answers : am i signed up for medicare only, i've got my confirmation number from the website, haven't heard from medicare; area six can't do anything about that.
No attention is being giving to my account.
Cause i was not given any support related to decision-making.
It seems phony, because they tell us all this stuff and no one ever cdame through
Language barrier, sometimes they didn't know how to communicate with her and she's still in the same situation. She needs help with some that can speak spanish.
They don't know what they are doings.
Never got to talk futher with staff.
They were liarhs
They just gave me the run around
Very unprofessional
She was very blunt,and to the point. She said I would have to make an appointment with her,and she would have them (mcmiville office) to contact me.
They didn't speak English
I didn't receive any help for him/she talked about nursing homes and other places i couldn't afford; i was very dissatisfied.
I haven't received any support
I haven't received any support
They would not tell me anykthing.. Theyk sai/d i/ woul/d have to wait til the nurse came out and she still has not come.
Due to the fact i didn't get any support from them in making a decision
They didn't give me none
There was no help
The lady I spoke with was ok,but it is not working out the way she said it would.
Didnot get all the information i needed and no one followed up with me
I felt if they thought she (mother) or I was important they wouldv'e got back in touch with me
They should've known someone to call or to refer me to somebody
I called for a specific thing. Even though they suggested the nursing home, I kept going back to my question about my being a caregiver for my brother
I;f it was rtheir dad, they would have sent the papers i need
They were very pleasent but didnt follow through
The lady was very nice,but I did not recieve the info. Or direction where I need to go. Every I called,I could NOT get anyone on the line.
There wasn't professionalism at all (SPC) They didn't listen at all 0- as you rattle on, they finally say they're not the right person
They didn't know what they were doing

F.7a.6. Please tell me why you were [somewhat or very] dissatisfied with the professionalism of the staff?

They did not try help or Resolve the issue [for parent with Energy Assistance. Dad is a Senior Citizen]and does'nt have much money.

I've been calling and leaving messages and no one has returned my phone call.

The rep I spoke with had a horrible attitude, she spoke horrible... She was really rude.

I didnt receive no support

Need to have more contact with staff.

Sometimes the were foreigners and i couldnt understand

We were never contacted

I only spoke to someone once and it just didnt work

Rep. Acted like there was Nothing they could do

She was never available, and nobody else could do it

I don't think the girl knew age elegibility.

F.7a.7. Please tell me why you were [somewhat or very] dissatisfied with the ease of working with [insert PP1] to resolve the issue related to [insert PES A.2 if answered or PP6]?

They sd they were going to process my|app. And then they Did NOT.

We only had that one initial meeting on the phone, we never received the information they said we would

They never called me back

They do not know what they are doing. Seems to have things all backwards.

Have not contacted about services

There was no resolution

I talkd w/them 7/30, but I called them at least 10 days before and I had to leave a message on a voicemail. It took at least 10 days for them to call me and just gettign this started, getting an interview stgated - nothing had been sent in t

No help whatspever

They were not helpful. They did not give any|resources. They only told me what they supplied.

It wasn't as easy as i thought it should be/elab?/i would like to have been in touch who knew what i was looking for and help me find what i was looking for. /looking for?/affordable housing, something we could handle./else?/no

I needed paper work from social Secutiy,and called |the rep again,she was on vacation. I will go their office again|this wk.

When I talked to them she explained everything very clear - she said she would send out a packet with an application for Medicaid and I haven't received anything

I really did not understand what the program was.|I wanted to talk about other avenues for care. They did not|understand my request. I wanted info. On home health care.

I know a little about the aging network... I didn't feel like it was very user-friendly (SPEC) A really complicated phone tree when you call... Get referred to the wrong person; it took me 3 times to get to someone who'd talk to me. My situatio

I couldn't understand them

I've been trying to move this thing forward, and it's been since the 15th, that's 13 days - it's been a slow follow-up

I don't think they understood what I was looking for. I think THEY think I make a lot of money but I don't.

From the lack of communication back from them

I believe they should have called me back/purpose?/to give me more information on where we stand, do something else, give them more information, you know?

I felt like they really wasn't listening when i talked to them

All we did was talk to a representative, all they tell me is, "When she gets to you, she gets to you."

Because they didn't try to help me./else/didn't refer me to someone else to get some help

My questions were not something to play about. The life of my daughter and granddaughter were at stake

It just takes too long.

Didn't really get the service my parent needed.

No one cared enough to get b ack in contact w/me about what I needed to do

Didn't get the process done

F.7a.7. Please tell me why you were [somewhat or very] dissatisfied with the ease of working with [insert PP1] to resolve the issue related to [insert PES A.2 if answered or PP6]?

They have not resolved my issue or called me back so i am still in the dark
The application was difficult to understand
I thought someone would call me by now. I have a nubertocall someone,I am trying to figure out what I need and i don'tneed from info. They provided.
They didn't help me. They said I need Medicaid, but I have Medicare
I am having to stay home to care for my relative.
Their was no followup from choices to see if we got the services
Lack of contact
They really didnt answer any medicaid questions - they just referred me to the internet
I feel like they could have told me alot moreof why they could not help me. They could have told meof a place where I could get help,BUT they did not dothat.
You get the same thing, over and over... Like pulling teeth. Fill out papers and wait.
It didn't fill my needs.
Was unable to speak with someone who couldgive info. On a program for my parent.
I'm listening but I really don't hear you, that was the feeling I got about them when I talked to them
Seeming lack of knowledge and lack of interest
Parent still has not recieved any help for energy assistance.
No one has returned my phone call
I jsutr think that if a person's trying to take care of his wife, that tge government should have some program to help the husband - I couldn't work
It was just confusing, I'm still confused about it, why they thought I just wanted Medicaid
Not in the area,disappointed.
Purpose for timing. Needed info faster.
They didnot return callls right away
We were never contacted
As mentioned b efiore, i did not get the help needed
Because ther has been no Follow-up.
I did not get any answers or any help with anything
Because when I try, I make too much money.
I only spoke to one person and they didnt understand me
Because just kinda "belw me off" ...didn't have timefor me.
I couldn't get to the right person, i finally got to a supervisor, but they never followed up, and i could really use the service.
Because my neighbors get generations and they are not old, they are just disabled, and i was told i would get help because i am disabled. I felt i was discrimated against, because they get help and i don't. The girl who came to the house was a
Because there has not been any follow-up to seeIF I was eligibel for the service for personal care.
No info, staff has not gotten back to me.
They didnt give the equiment because they think he could walk
Because of the amount of money that I had to pay. They coiuldn't find a volunteer to come over here and plow.
I didn't feel like it wasn't the biggest interest for them, for the day.

F.7a.8. Please tell me why you were [somewhat or very] dissatisfied with the quality of the services that you/your [insert PP2] received from agencies you were referred to by [insert PP1]?

People didnt deal with her wheelchair because she didn't buy the wheelchair from them.
I don't know if i'm signed up or not at this late date. And this has nothing to do with area six 'because/ive gone thru the website but they haven't commented on whether it is successful. They don't contact me, but i have to go back into their
I have not got any connections with any organizations yet.

F.7a.8. Please tell me why you were [somewhat or very] dissatisfied with the quality of the services that you/your [insert PP2] received from agencies you were referred to by [insert PP1]?

They did not provide the service we needed.

Because I am on a waiting list.

It was too long in coming, and it was not very personal/elab?/it seems i get left behind/example?/i don't think i can do that
When i told her what i need, she said we dont do that, and that was it.

They haven't resolved the problem, all they did was send me a packet, i have not filled out the packet.

I haven't worked with them on anything./other/no

I didn't feel they were interested in talking to me

Cause they didn't solve nothing, things are still the same before i even called them, is still need those things and i'm doing it by myself

They were not interested in helping me. It ehy could not help me, they should of at least had a suggestion as to who might be able to help

No contact with any referral agency yet.

Only services she received was from health department

We submitted application for Medicaid for my mom - they went into the interview and were told "You just don't qualify. You don't need these services." Mom said after this interview, they stopped services they'd been getting, like meals, and hou

Didn't get any, never received any

Nothing has been done. No follow up with agency so far.

I was not referred to any services

I haven't received anything

They referred me to someone else again, they said "we don't know anything about that, try this other person."

I haven't heard anything yet|

They never got any help from anyone or any contact from anyone.

Have not received any information from any other agencies

Because the couldnt help me or refer to anyone

They couldnt help me with my needs and they didnot have any other referrals for me

There was no info to get help elsewhere

They asked and i answered many questions and they misinterpreted some of my answers.

I was turned down

They weren't as helpful as this guy, the guy at Senior Linkage. (ELAB) It's hard to get through, it's a state office. If you do get through, they give you these short answers, they don't really explain it.

There is no assistance for her for legal refferal |right now.

Section G. Health and Demographic Information

G.1. Do you/Does your [insert PP2] have any of the following types of health insurance?

Some other kind of health insurance [specify] *

	Frequency	Percentage
Some other kind of health insurance, Uncategorized	35	8.04
Medicaid	94	15.48
State/County medical assistance program	11	0.54
TriCare/Champ/Veterans/Military coverage	6	1.15
Supplemental coverage	10	2.64
Total **	152	27.72

*Responses to the option “Some other kind of health insurance, specify” are coded and presented in this table. Verbatim responses to this question are available in the next table.

** Total frequencies total more than the number of respondents who selected “Some other reason, specify” since some responses are coded as 2 different types of insurance. Percentages do not match up for the same reason.

G.1. Do you/Does your [insert PP2] have any of the following types of health insurance?

Some other kind of health insurance [specify]

Medicaid
Medicade
Medicade
Medicaid
Indigent care
Medicaid
QMB, type of Medicaid
State farm; va
Vision and dental
Blue cross blue shield supplement, and humana for perscriptions
C.m.sp (county health care which is niot medicaid
Tri-care
A smnall long term care policy
Medicaid
Medicaid
Medicade
Low-income subsidy, similar to Medicare, goes with Medicare
United health care
Medicaid
Medicaid
United Health Care, for prescriptions
Organ health care provided through the adoption service and that is medicaid
Medicaid
Hmo..used to called marion polk county.
State medical, ohp
Medicaid
Medicaid
Some kind of secondary insurance..not sure what it is
Has Medical card from Seniors and disabilities.
Medicaid
Medicaid

G.1. Do you/Does your [insert PP2] have any of the following types of health insurance?

Some other kind of health insurance [specify]

Paying for COBRA
Prescription Drug coverage
Medical
Humana drug coverage
Medicare part d thru blue cross/blue shield
Medicaid
Extra help from tjhe dept of human services
Medicaid
Medicaid
Medicaid
Humana plus
Medicaid
Medicaid
MEDICAID AND ANOTHER INSURANCE THAT PAYS MY CO-PAYS BECAUSE MY COPAYS COME TO \$120-130 A month
Medicaid
Medicaid
Medicaid
Medicaid
Medicaid
Medicaid
Medicaid
Medicaid
Tricare for life
Medicaid
Medicaid
Medicaid
Medicaid (my Dad has it but Mom doesn't)
Medicaid
Medicaid
Medicaid
Man handler's insurance.
Medicaid
Medicaid
Medicaid
Medicaid
Medicaid
Medicaid
Medicaid
Medicaid
Medicaid
Medicaid
Medicaid
Medicaid
Medicaid
Q.m.b./ that is a medicaid supplement
Supplemental coverage
Medicaid
Medicaid
Care improvement
Medicaid

G.1. Do you/Does your [insert PP2] have any of the following types of health insurance?

Some other kind of health insurance [specify]

Medicaid
Medicaid
Medicaid
Small policy from AARP, pays me so much a day if I'm in the hospital
Care Improvement Plus (affiliated with United Health)
Medicaid
He is deceased
Medicaid
Medicaid
Tri-care
Bluecross/blueshield supplement
Long term care
Medicaid
Medicaid (elder's choice)
Medicade
Not sure of kind/name
Medicaid
Medicaid
Medicaid
Medicaid
Medicaid
Medicaid
Medicaid
Medicaid
Medicaid
Teacher retirement insurance
No
Medicaid
Medicade
Medicare supplement
Medicaid
Medicaid
Medical assistance
State health insurance
Silver script and that's for meds
Medicaid
V.a.
Minnesota care, tefra
Minnessotta care healthcare state program
County medica
Medi caid
Humana
Long term care insurance
Postal Worker coverage, V-A
Medical assistance insurance (m.a.)
M.a. medical assitance
Medical assistance through the state
Medicaid
Medicaid
Minnesota care, a state program of medical assistance
Medi ca

G.1. Do you/Does your [insert PP2] have any of the following types of health insurance?

Some other kind of health insurance [specify]

Military coverage, Tri-Care For Life

V-a

Nursing home insurance

Supplemental health policy; as well as long term care

Welfare

Blue cross

Minnesota Health Care program

Medicaid

Medicaid

Medicaid

Medicaid

Indiana medicaid

Medicaid

Medicaid

Medicade

Anthem blue cross/blue shield

Drug insurance

Gha

Medicaid; also, Part D

HMO plan

Medicaid

Va

Humana

Medicaid

Supplements

Private supplemental care to Medicare

Medicaid

Medicaid

Medicaid

Medicaid

I have a supplement

**G.13. Of the following choices, which one most closely describes your/your [insert PP2] s living situation? Do you/Does your [insert PP2] live in.....
Some other setting, specify ***

	Frequency	Percentage
Some other setting, Uncategorized	15	2.32
With Family/Friend/Partner	36	6.33
Total	51	8.66

*Responses to the option “Some other setting, specify” are coded and presented in this table. Verbatim responses to this question are available in the next table.

**G.13. Of the following choices, which one most closely describes your/your [insert PP2] s living situation? Do you/Does your [insert PP2] live in.....
Some other setting, specify**

I rent a trailer
Live with my son & his family in his mother in law's house
My home
Her own house on her son's property
Guest at friend's house
I'm living in a motel
Lives with resp (daughter in law)
Senior citizen housing
Mobile home
Certified adult foster home
Live with parents, husband, and grandmother
Boards with friends
Skilled nursing facility
Bounces around place to place, sometimes friends or family.
Rent a room at sister-in-law's home
In daughter's home
Lives with her daughter
In family member's home
My own trailerhome
She lives with her daughter in the daughter's home
House that her son owns, but does not live with her
My house, I am her daughter
In a 30 foot travel trailer
Partner lives with me, I rent.
Lives with parents
Respondent's (granddaughter's) house or apartment
In my home
In a friend's home
Lives in my house
Lives in home of niece
In my sister's house
Living w/Respondent
Independent senior living
In friend's home
Lives w/Resp
She with Mother-in-law
Lives with care giver.

G.13. Of the following choices, which one most closely describes your/your [insert PP2] s living situation? Do you/Does your [insert PP2] live in.....

Some other setting, specify

Elderly subsidized housing

Currently resident in a hospital

Duplex apartment, my own

In my home

Live with a friend

With family members

Living with 2 friends in their home

Has a trailer|on Son's property

Independent living|apartment

Senior housing, not assisted living

Living with friend in their home

Living with other family members in their home

Group facility

My mobile home

Her daughter's trailer

Independent senior living

My mother's home

HUD Housing apartments

Brother's mobile home

My brother's trailer

Senior park (mobile homes)

Living with daughter in daughter's home

Son's home

Senior hud housing

Relatives' house

Lives with family

In a mobile home

My father's home

Apartment in a nursing home setting

G.14.a How long did you/your [PP2] live in the assisted living setting? *

	Frequency	Percentage
Gave Response	42	61.98
DK	15	36.60
REF	3	1.42
Total	60	100

G.14.a. How long did you/your [insert PP2] live in the assisted living setting?

6 Months
4 Years
1 Months
2 Months
12 Years
2 Years
5 Months
1 Months
6 Months
1 Months
10 Years
2 Months
1 Months
2 Years
9 Months
8 Months
3 Months
2 Years
Years
1 Months
6 Months
2 Months
2 Years
2 Years
1 Months
0 Months
2 Years
2 Months
9 Months
6 Years
1 Months
4 Months
1 Months

G.14.a. How long did you/your [insert PP2] live in the assisted living setting?

1 Months
1 Months
1 Months
1 Months
5 Months
1 Months
1 Months
3 Months
1 Months
1 Months
1 Months
3 Years
8 Months
1 Months
1 Years
0 Months
13 Months
1 Years
0 Months
5 Months
0 Months
0 Months
3 Months
5 Years
10 Years

G.15.a How long did you/your [PP2] live in the nursing home? *

	Frequency	Percentage
Gave Response	38	70.18
DK	10	29.27
REF	3	0.55
Total	51	100

G.15.a. How long did you/your [insert PP2] live in the nursing home?

4 Years

1 Months

6 Months

2 Months

0 Months

1 Months

2 Months

2 Years

2 Months

1 Months

1 Months

3 Years

2 Months

3 Months

4 Months

3 Months

10 Months

6 Months

Years

4 Months

3 Months

2 Months

2 Months

1 Months

5 Years

1 Years

10 Years

2 Months

2 Months

0 Months

10 Months

1 Months

1 Months

0 Months

1 Months

1 Months

2 Months

2 Months

2 Years

1 Years

0 Months

3 Months

G.15.a. How long did you/your [insert PP2] live in the nursing home?

0 Months

1 Years

1 Months

1 Months

1 Years

0 Months

1 Months

APPENDIX V. OUTCOME EVALUATION AAA SURVEY RESPONSE TABLES

The following tables contain tabulations of responses to the Participant Experience Survey questions. Frequencies indicate the number of respondents selecting each response, while percentages are weighted following the methodology outlined in section 1.4 of the Outcome Evaluation Analysis Report. The final sampling weight is a combination of a base weight and an adjustment for nonresponse at the agency-level.

Section PPS. Pre-Populated Information Based on the Client Screening Tool (ES) and Data Collection (DC) Tools

Agency Type ES2		
	Frequency	Percentage
AAA Rural	11	23.39
AAA Urban	62	76.61
Total	73	100

Needs Spanish Interpreter DC6		
	Frequency	Percentage
Yes	71	95.08
No	2	4.92
Total	73	100

Need TRS service DC 7		
	Frequency	Percentage
Yes	72	97.54
No	1	2.46
Total	73	100

Preferred Call Time DC5		
No Data Available		

PP1. Agency Name ES 1

	Frequency	Percentage
Aging Partners AAA	10	14.27
Albemarle Commission Area Agency on Aging	2	2.70
Area Agency on Aging of the Permian Basin	18	44.25
Area IX Area Agency on Aging	9	20.70
Cape Fear Council of Governments	7	3.33
Southwest 8 Senior Services, Inc.	2	2.85
WPCOG Area Agency on Aging	25	11.90
Total	73	100

PP2. Respondent Type ES3

	Frequency	Percentage
Self	51	69.31
Parent	13	19.75
Child	-	-
Other Relative	3	1.43
Friend	3	4.20
Neighbor	-	-
Client/Patient	1	2.46
Other*	2	2.86
Total	73	100

*Free text responses accompanying this question are available in the appendix with supplemental questions.

PP3. Study Type ES 5/ES 6

	Frequency	Percentage
Older Adult	33	34.18
Disability	3	5.15
Older Adult and Disability	35	58.76
Neither Older Adult nor Disability	1	0.48
No Response	1	1.43
Total	73	100

PP4. Result of Contact ES7								
	Yes		No		No Response		Total	
	Frequency	Percentage	Frequency	Percentage	Frequency	Percentage	Frequency	Percentage
Information Assistance and/or Referral(s) (not including options counseling)	42	71.53	30	26.17	1	2.30	73	100
Options Counseling or Peer Support/Peer Counseling	4	7.77	68	89.93	1	2.30	73	100
Benefits Counseling or Eligibility Determination	40	39.41	32	58.29	1	2.30	73	100
Transition Assistance	-	-	71	96.27	2	3.73	73	100
Crisis Intervention	-	-	72	97.70	1	2.30	73	100
Life skills training or support	-	-	72	97.70	1	2.30	73	100

PP5. Date of Contact – DC1 *

*Responses to this question are available in the appendix with supplemental questions.

PP6. Reason for Contacting the Agency (Client s Need at Time of the Time of Contact)

	Frequency	Percentage
Income Assistance	7	16.26
Energy Assistance	3	7.38
Medicare Questions	3	7.38
Medicaid Questions (Including Questions About HCBS Waivers)	9	13.88
Housing	3	3.25
Personal Care	-	-
Transportation	2	2.78
Nutrition	1	2.46
Chronic Health Conditions	1	1.43
Employment	-	-
Support Groups	-	-
Recreation Opportunities	-	-
Caregiver/Respite Support	5	5.23
Home Modification	3	5.23
Attendant Care Services	-	-
Advocacy	-	-
Education	-	-
Services for Emergent Cares/Crisis Intervention	-	-
Preventative Health Services	-	-
Ombudsman/Abuse or Neglect Issues	-	-
Advanced Directives	-	-
Transition Services	-	-
Other Independent Living Supports or Services	-	-
Other	36	34.73
Total	73	100

PP7. Mode of Contact DC 10

	Frequency	Percentage
In-person visit	32	27.20
Telephone call	41	72.80
Total	73	100

PP8. Respondent Name DC2

No Data Available

PP9. Respondent Age ES5

Respondent Age

	Frequency	Percentage
Less than 18	-	-
18-45	-	-
46-59	3	4.28
60-84	60	80.01
85 and above	9	15.15
No Response	1	0.48
Total	73	100
Min	52	
Max	101	
Mean	74.74	
Median	76	
Mode	66	

I.1 Is now a good time for the interview about your experiences?

	Frequency	Percentage
Yes	73	100
No, this is a bad time	-	-
No, I don't remember calling agency	-	-
Refused, no I don't want to do an interview	-	-
Total	73	100

I.2 When would be a better time to call back to do the interview?

	Frequency	Percentage
Not Applicable	73	100
Don't Know	-	-
RF	-	-
Total	73	100

I.3 Can I ask you why are you not interested in participating?

	Frequency	Percentage
Not Applicable	73	100
Don't Know	-	-
RF	-	-
Total	73	100

I.4 Do you agree to participate in this research study and begin study procedures as we have? discussed?

	Frequency	Percentage
Yes	73	100
No	-	-
Total	73	100

I.5 Can you tell me why you don't wish to participate in the interview?

	Frequency	Percentage
Not Applicable	73	100
Don't Know	-	-
Refused	-	-
Total	73	100

**CP1. Is this number that I called you on a cell phone?
(If asked why: I just want to offer to call you on a land line phone, or at a time when you are not driving if this is a cell phone)**

	Frequency	Percentage
Yes	17	29.42
No	56	70.58
Refused (Soft)	-	-
Refused (Hard)	-	-
Total	73	100

CP2. Is there a land line where you would prefer me to call to conduct the interview?

	Frequency	Percentage
Yes	-	-
No, continue on cell phone	17	100
Refused (Soft)	-	-
Refused (Hard)	-	-
Total *	17	100

* This question was only asked of those who responded "Yes" to question CP1.

CP3. Are you currently driving, or someplace else where it IS NOT safe to talk on your cell phone?

	Frequency	Percentage
Yes/Call me later	-	-
No, respondent can talk now	17	100
Refused (Soft)	-	-
Refused (Hard)	-	-
Total *	17	100

* This question was only asked of those who responded "No, continue on cell phone" to question CP2.

**CP4. Is now a good time to talk?
(Interviewer: IF EVENINGS/WEEKENDS ARE BETTER BECAUSE RESPONDENT IS NOT CHARGED FOR**

CELL USAGE, SCHEDULE CALLBACK AND RECORD COMMENTS)

	Frequency	Percentage
Yes, now is fine	17	100
No, another time is better	-	-
Refused (Soft)	-	-
Refused (Hard)	-	-
Total	17	100

* This question was only asked of those who responded “No, respondent can talk now” to question CP3.

Section A. Initial Contact

A.0. Was the initial contact with [insert PP1] a telephone call or in person visit? *

	Frequency	Percentage
In-Person Visit	-	-
Telephone call	-	-
Don't Know	-	-
RF	-	-
Not Applicable	73	100
Total	73	100

* This question was only asked if PP7 was blank.

A.0b. I just need to verify your current age to be sure you are eligible for the study. Are you 60 years of age or older? *

	Frequency	Percentage
Yes	1	0.48
No	-	-
Don't Know	-	-
RF	-	-
No Response	72	99.52
Total	73	100

* This question was only asked if QES6 had the value "Neither Older Adult nor Disability."

A.1 When you contacted the [insert PP1], you said that the main reason for your [insert PP7] was insert [PP6]. Is that correct?

	Frequency	Percentage
Yes	72	99.52
No	1	0.48
Don't Know	-	-
Refused	-	-
Total	73	100

A.2. I'm sorry; please tell me, what was the main reason that you contacted [insert PP1] on [insert PP5]? *

	Frequency	Percentage
Safe and affordable housing options	-	-
Peer support services/groups	-	-
HCBS Medicaid Waiver Programs	-	-
Caregiver Support (i.e. respite program, support groups, or counseling)	-	-
Nutrition Programs	-	-
Employment Services	-	-
Education services	-	-
Opportunities to develop advanced directives	-	-
Transportation services	-	-
Opportunities for socialization/recreation	-	-
Mental health services	-	-
Ombudsman services	-	-
Health prevention and screening services	-	-
Emergency services/crisis intervention	-	-
Transition programs (from hospitals, nursing homes etc.)	-	-
Nursing home (institutional) diversion program	-	-
Nursing home/residential beds	-	-
Income Assistance	-	-
Energy assistance	-	-
Personal Care services	-	-
Independent living services (e.g., home modification, attendant care)	1	100
Independent Living Skills training	-	-
Other, please specify	-	-
(VOL) DK	-	-
(VOL) REF	-	-

A.2. I'm sorry; please tell me, what was the main reason that you contacted [insert PP1] on [insert PP5]? *

	Frequency	Percentage
Total	1	100

*Responses to this question are available in the appendix with supplemental questions.

A.3. From where did you first find out about [insert PP1]? [CHECK MOST APPROPRIATE RESPONSE]

	Frequency	Percentage
Family member, friend or other acquaintance	13	22.44
Hospital/Clinic/Doctor	2	4.92
Nursing home/Assisted Living	-	-
Phone Book	2	3.73
Brochure/Flyer	1	1.43
Referral from Senior Center	4	5.71
Referral from another agency/organization	26	31.96
Through work	1	0.48
Internet/Website	6	7.61
Media/Newspaper/TV/Radio	13	15.54
Other*	2	1.90
Don't Know	3	4.28
Refused	-	-
Total	73	100

*Free text responses accompanying this question are available in the appendix with supplemental questions.

A.4. Was [insert PP1] the first organization that you contacted about [insert PES A.2 if answered OR PP6]

	Frequency	Percentage
Yes	57	78.03
No	15	20.62
Don't Know	1	1.35
Refused	-	-
Total	73	100

Section B. Agency Efficiency

B.1.[ASK ONLY IF PP7 IN PERSON VISIT; ELSE SKIP TO B.2] When you contacted the [insert PP1], how long did you wait during the initial contact to talk with someone who could help you with [insert PES A.2 If answered OR PP6]? [DO NOT READ RESPONSES, PLEASE CHECK APPROPRIATE RESPONSE]

	Frequency	Percentage
Minimal wait (less than five minutes)	16	58.31
Five to 10 minutes	6	20.99
10 minutes to 20 minutes	7	12.24
Over 20 minutes	1	1.75
Don't Know	2	6.71
Refused	-	-
Total	32	100

B.2. Were you able to talk to a representative during your first [insert PP7] with [insert PP1]?

	Frequency	Percentage
Yes	66	87.79
No	6	11.74
Don't Know	1	0.48
Refused	-	-
Total	73	100

B.3. Do you recall how many additional contacts you had to make before you were able to talk with a representative, including calls where you left a message on a machine? [DO NOT READ RESPONSES] [PROBE: IF NOT SURE, PROBE FOR BEST ESTIMATE AND READ CHOICES]

	Frequency	Percentage
None	-	-
One	1	20.13
Two	3	35.71
Three	2	40.26
Four or more	-	-
Don't Know	1	3.90
Refused	-	-
Total *	7	100

*This question was asked to all those **not** responding “Yes” to question B2.

B.4. Including the contact that you made [insert PP1] on [insert PP5], how many times have you had to describe your request for services to [insert PP1], or explain what you needed? [DO NOT READ RESPONSES]

	Frequency	Percentage
One time	47	57.81
Two times	15	22.28
Three or four times	8	15.54
Five or more times	1	1.43
Don't Know	2	2.93
Refused	-	-

Total	73	100
--------------	----	-----

B.5 Throughout your contact with [insert PP1] did any of the following circumstances reduce or prevent your ability to resolve your issue? [READ EACH ITEM TO GET A YES/NO ANSWER]

	Yes		No		Don't Know		Refused		Total	
	Frequency	Percentage	Frequency	Percentage	Frequency	Percentage	Frequency	Percentage	Frequency	Percentage
[insert PP1]'s hours of operation	2	4.92	69	90.17	2	4.92	-	-	73	100
Difficulty reaching the [insert PP1]'s staff	7	12.21	65	85.33	1	2.46	-	-	73	100
Language or communication problems	1	2.46	70	94.61	2	2.93	-	-	73	100
Lack of staff professionalism	2	2.93	69	94.13	2	2.93	-	-	73	100
Lack of staff knowledge	3	7.38	67	87.23	3	5.39	-	-	73	100
Lack of staff follow through	7	12.21	61	82.63	5	5.15	-	-	73	100

Section C: Effectiveness of Agency Representative

C.1. Did you feel the representative at [insert PP1] paid close attention to what you were saying? [READ CHOICES]

	Frequency	Percentage
Yes, definitely	65	86.28
Yes, probably	6	8.80
No, probably not	-	-
No, definitely not	-	-
Don't Know	2	4.92
Refused	-	-
Total	73	100

C.2. In your opinion, how knowledgeable was the representative at [insert PP1] about the reason you contacted them, that is [insert PES A.2 if answered; else insert PP6] ? Were they ..[READ CHOICES]

	Frequency	Percentage
Very knowledgeable	58	74.23
Somewhat knowledgeable	10	15.46
Not very knowledgeable	-	-
Not at all knowledgeable	-	-
Don't Know	4	7.85
Refused	1	2.46
Total	73	100

C.3. When you had [insert PP7] with [insert PP1] on [insert PP5], was the information you received from the representative at [insert PP1].....? [READ CHOICES]

	Frequency	Percentage
Very clear and understandable	64	85.01
Somewhat clear and understandable	7	12.05
Not very clear or understandable	1	0.48
Not at all clear or understandable	-	-
Don't Know	1	2.46
Refused	-	-
Total	73	100

C.4. Based on your request for help with [insert PES A.2 if answered; else insert PP6] when you contacted [insert PP1], did the representative ask questions that made you feel that your needs for which you initially contacted the agency were being correctly assessed?

	Frequency	Percentage
Yes	66	87.79
No	3	6.34
Don't Know	4	5.87
Refused	-	-
Total	73	100

C.5. If the assistance was requested, did the representative at [insert PP1] work with you to develop a plan outlining your next steps in meeting your/your [insert PP2] s ongoing need for services or supports? [INTERVIEWER NOTE: IF RESPONDENT IS UNCLEAR AS TO WHAT YOU MEAN BY SERVICES AND SUPPORTS, YOU MAY OFFER THIS DESCRIPTION: "SERVICES AND SUPPORTS ARE THE THINGS YOU MAY NEED TO MEET YOUR HEALTH OR PERSONAL CARE NEEDS AND TO ASSIST YOU WITH THE BASIC PERSONAL TASKS OF EVALUATION".]

	Frequency	Percentage
Yes	45	52.50
No	16	31.25
No assistance requested for long term care needs	10	13.32
Don't Know	2	2.93
Refused	-	-
Total	73	100

C.6. Does the plan accurately reflect your/your [insert PP2] s needs and preferences for resolving the issue that you called about, that is [insert PES A.2 if answered; else insert PP6]? [READ CHOICES]

	Frequency	Percentage
Yes, definitely	36	77.49
Yes, probably	4	10.57
No, probably not	2	5.44
No, definitely not	2	1.81
Don't Know	1	4.68
RK	-	-
Total *	45	100

*This question was asked to all those who responded "Yes" to question C5.

Section D. Institutional Diversion

D.1. When you contacted [insert PP1], were you considering a move to a long term care facility, such as a nursing home, for yourself/your [insert PP2]?

	Frequency	Percentage
Yes	7	9.20
No	66	90.80
Don't Know	-	-
Refused	-	-
Total	73	100

D.2. Did the representative you talked to at the [insert PP1] on [inset PP5] help you to understand other choices for staying in the community to avoid or delay moving to a nursing home or other long term care facility?

	Frequency	Percentage
Yes	25	24.19
No	46	73.04
Don't Know	2	2.78
Refused	-	-
Total	73	100

D.3. How likely is it that you/your [insert PP2] will have to move into a nursing home within the next five years? Would you say that it is..... [READ CHOICES]

	Frequency	Percentage
Very likely	6	9.67
Somewhat likely	11	15.54
Somewhat unlikely	5	6.19
Very unlikely	42	57.57
Don't Know	8	8.56
Refused	1	2.46
Total	73	100

Section E: Assistance with Services

E.1. Did you receive access to the service that you/your [insert PP2] needed directly from them or indirectly [INSERT PP1] or indirectly by a referral to another agency?

	Frequency	Percentage
Directly ([insert PP1] provided the service)	48	65.82
Indirectly (you were referred elsewhere)	12	14.43
Both/some services provided by [insert PP1] staff and some through referrals	5	6.03
Don't Know	8	13.72
Refused	-	-
Total	73	100

E2. Did the representative of the [insert PP1] help you/your [insert PP2] to connect with the services you/your [insert PP2] needed?

	Frequency	Percentage
Yes	16	58.93
No	9	41.07
Don't Know	-	-
Refused	-	-
Total *	25	100

*This question was asked of all those who **did not** respond “Directly ([insert PP1] provided the service)” to question E1.

E.3 Did the representative of the [insert PP1] transfer your call to an agency or organization that provided you/your [insert PP2] with your/your [insert PP2] s needed or requested services?

	Frequency	Percentage
Yes	3	21.65
No	12	75.98
Don't Know	1	2.36
Refused	-	-
Total*	16	100

*This question was asked of all those who responded “Yes” to question E2.

E.4. Did the representative of [insert PP1] give you contact information (telephone number, address, web address) of an agency or organization that provided you/your [insert PP2] with needed or requested services?

	Frequency	Percentage
Yes	11	87.94
No	2	12.06
Don't Know	-	-
Refused	-	-
Total *	13	100

*This question was asked of all those who **did not** respond “Yes” to question E3.

E.5 Did the representative of [insert PP1] contact the service provider and arrange for them to contact you?

	Frequency	Percentage
Yes	-	-
No	2	100
Don't Know	-	-
Refused	-	-
Total *	2	100

*This question was asked of all those who responded “No” to question E4.

E.6. When you contacted the provider about the services you were seeking, did that provider already have the information that you gave to [insert PP1] or did you have to explain your/you [insert PP2] s need again? [READ CHOICES]

	Frequency	Percentage
Provider had the information	4	47.39
Provider had the information but it was not correct or it was incomplete and you had to start the process again	2	10.43
Provider did not have the information – had to start the process again	8	42.17
Don't Know	-	-
Refused	-	-
Total *	14	100

*This question was asked of all those who responded “Yes” to any of questions E3, E4, and E5.

**E.7. As a result of your contact with [insert PP1], to what supports and services were you transferred or referred?
[RECORD RESPONSE BELOW (CODING WILL BE DONE IN POST PRODUCTION)] ***

	Frequency	Percentage **
Safe and affordable housing options	2	15.22
Peer support services/groups	-	-
HCBS Medicaid Waiver Programs	-	-
Caregiver Support (i.e. respite program, support groups, or counseling)	-	-
Nutrition Programs	1	13.48
Employment Services	-	-
Education services	-	-
Opportunities to develop advanced directives	-	-
Transportation services	1	2.61
Opportunities for socialization/recreation	-	-
Mental health services	1	7.83
Ombudsman services	-	-
Health prevention and screening services	1	13.48
Emergency services/crisis intervention	-	-
Transition programs (from hospitals, nursing homes etc.)	-	-
Nursing home (institutional) diversion program	-	-
Nursing home/residential beds	-	-
Income Assistance	-	-
Energy assistance	-	-
Personal Care services	-	-
Medicaid Waiver Assistance	-	-
Independent living services (e.g., skills training, peer support)	-	-
Other, please specify *	4	31.74
None	1	2.61
DK	1	2.61
REF	-	-

* This question was asked of all those who responded “Yes” to any of questions E3, E4, and E5. Responses to this question are available in the appendix with supplemental questions.

**Percentages do not add up to 100% as respondents could select more than one option.

E.8. What was the result of the referral? [READ FROM THE FOLLOWING LIST AND CHECK THE MOST APPROPRIATE RESPONSE]

	Frequency	Percentage
You/your [insert PP2] received services	3	23.91
You/your [insert PP2] did not receive services	4	36.52
It's too soon to tell	7	39.57
Don't Know	-	-
Refused	-	-
Total*	14	100

*This question was asked of all those who responded "Yes" to any of questions E3, E4, and E5.

E.9. You said that you/your [insert PP2] did not receive the services through the referral; why do you think it is? [RECORD RESPONSE; CODING WILL BE DONE IN POST PRODUCTION]

	Frequency	Percentage
The services were not what [insert PP2] wanted/needed	-	-
The service/program is not accepting applications/there is a waitlist	-	-
It is too expensive	1	36.9
There is no transportation	-	-
The service or program is not available at times needed	-	-
[insert PP2] is not eligible	-	-
I tried to contact the service or program that was referred, but was busy/unavailable	-	-
Line was busy	-	-
Wait time was too long	-	-
Other, _____	1	34.52
Have not yet contacted, but plan to	2	28.57
Have no plans to contact the service or program	-	-
Please specify _____	-	-
DK	-	-
REF	-	-
Total	4	100

*Responses to this question are available in the appendix with supplemental questions.

**This question was asked of all those who responded "You/your [insert PP2] did not receive services" to question E8.

Section E1. Assistance with Medicaid Eligibility Determination

E1. The next set of questions has to do with information and help that you may have received from [insert PP1] on whether or not you/your [insert PP2] are/is eligible for the Medicaid program in this state.

	Frequency	Percentage
Continue	56	71.77
(VOL) Already receive Medicaid benefits	2	3.73
(VOL) Did not talk about being eligible for Medicaid benefits	15	24.50
Total	73	100

E1.1 Did you receive specific information on applying for financial assistance for healthcare and residential support services from the federal government?

	Frequency	Percentage
Yes	19	32.60
No	33	61.99
Don't Know	4	5.41
Refused	-	-
Total *	56	100

*This question was asked of all those who responded "Continue" to the Section E1 screener.

E1.2 Did you complete an application for financial assistance for healthcare and residential support services from the federal government?

	Frequency	Percentage
Yes	7	40.70
No	15	50.87
Don't Know	1	8.43
Refused	-	-
Total	23	100

*This question was asked of all those who **did not** respond "No" to question E1.1.

E1.2a Why not?

*Responses to this question are available in the appendix with supplemental questions.

E1.3 Were you provided with the help by the [insert PP1] in completing the application for financial assistance for healthcare and residential support services from the federal government?

	Frequency	Percentage
Yes	4	70.00
No	3	30.00
Don't Know	-	-
Refused	-	-
Total *	7	100

*This question was asked of all those who responded "Yes" to question E1.2.

E1.4 Did the [insert PP1] help explain what information concerning your finances and care needs might be needed to determine if you were eligible for federal assistance for healthcare and residential support services?

	Frequency	Percentage
--	-----------	------------

Yes	7	100
No	-	-
Don't Know	-	-
Refused	-	-
Total *	7	100

*This question was asked of all those who responded “Yes” to question E1.2.

E1.5 How long did you wait to find out if you/your [insert PP2] [are/is] eligible for financial assistance for healthcare and residential support services from the federal government? [DO NOT READ RESPONSES, CHECK APPROPRIATE RESPONSE]

	Frequency	Percentage
One day or less	1	4.29
Two to six days	1	12.86
One week	-	-
More than one week but less than a month	1	12.86
Over a month	1	22.14
Still waiting	3	47.86
Don't Know	-	-
Refused	-	-
Total *	7	100

*This question was asked of all those who responded “Yes” to question E1.2.

E1.6 Did the [insert PP1] mention they were helping you to apply for Medicaid program, or did they use a different name to describe the financial assistance program?

	Frequency	Percentage
Yes, Medicaid	4	42.86
No, some other program	2	35.00
Don't Know	1	22.14
Refused	-	-
Total	7	100

*This question was asked of all those who responded “Yes” to question E1.2.

E1.6a. What was the name of this program?

*Responses to this question are available in the appendix with supplemental questions.

E1.7. Were you given information by the agency about other insurance, including private coverage and other types of government insurance, besides Medicaid/ [answer from E1.6a]? [PROGRAMMER NOTE: IF ANSWER TO E1.6a. IS “DON T KNOW” OR “REFUSED”, SKIP TO E2.1]

	Frequency	Percentage
Yes	10	13.73
No	42	81.35
Don't Know	3	4.92
Refused	-	-
Total	55	100

*This question was asked of all those who responded “Continue” to the Section E1 screener, and who **did not** answer “Don't Know” or “Refused” to question E1.6a.

E1.7a Which other insurance resources were you given information on?

*Responses to this question are available in the appendix with supplemental questions.

Section E2. Assistance with One-on-One Options Counselling

E2.1. Did you request a conversation with someone to talk with about understanding and selecting the long term services beyond information and referral, such as home delivered meals, personal care, help around the house, transportation, or similar kinds of services

	Frequency	Percentage
Yes	15	21.33
No	58	78.67
Don't Know	-	-
Refused	-	-
Total	73	100

E2.2. Did you have a conversation with someone about understanding and selecting the long term services beyond information and referral?

	Frequency	Percentage
Yes	8	70.63
No	6	17.84
Don't Know	1	11.52
Refused	-	-
Total *	15	100

*This question was asked of all those who responded "Yes" to question E2.1.

E2.3. Did the person you talked to about understanding and selecting the long term services visit you at your home/your [PP2] s home?

	Frequency	Percentage
Yes	3	46.84
No	5	53.16
Don't Know	-	-
Refused	-	-
Total *	8	100

*This question was asked of all those who responded "Yes" to question E2.2.

E2.4. Following the first conversation, did the person follow up with either by phone calls and/or additional in home visits?

	Frequency	Percentage
Yes	2	31.58
No	5	53.16
Don't Know	1	15.26
Refused	-	-
Total	8	100

*This question was asked of all those who responded "Yes" to question E2.2.

E2.5. Did the information and support from the person you talked to about understanding and selecting the long term services help you to:
[READ CHOICES] [RANDOMIZE ITEMS] *

	Yes, definitely		Yes, probably		No, probably not		No, definitely not		Don't Know		Refused		Total	
	Freq.	%	Freq.	%	Freq.	%	Freq.	%	Freq.	%	Freq.	%	Freq.	%
Better understand your/your [insert PP2]'s long term service and support options?	6	75.26	-	-	-	-	1	9.47	-	-	1	15.26	8	100
Make a decision about long term support services?	3	35.26	1	15.26	-	-	2	24.74	2	24.74	-	-	8	100
Get in touch with public programs?	5	65.79	1	9.47	-	-	2	24.74	-	-	-	-	8	100
Get in touch with private services including services that you have to pay for yourself?	2	18.95	1	15.26	1	9.47	-	-	4	56.32	-	-	8	100

**E2.5. Did the information and support from the person you talked to about understanding and selecting the long term services help you to:
[READ CHOICES] [RANDOMIZE ITEMS] ***

	Yes, definitely		Yes, probably		No, probably not		No, definitely not		Don't Know		Refused		Total	
	Freq.	%	Freq.	%	Freq.	%	Freq.	%	Freq.	%	Freq.	%	Freq.	%
Obtain long term support planning or services that fit within your budget?	3	28.42	1	15.26	-	-	2	30.53	2	25.79	-	-	8	100

*This question was asked of all those who responded “Yes” to question E2.2.

E2.6. How satisfied or dissatisfied are you with the service you received from the person you talked to about understanding and selecting the long term services? [READ CHOICES]

	Frequency	Percentage
Very satisfied	8	100
Somewhat satisfied	-	-
Somewhat dissatisfied	-	-
Very dissatisfied	-	-
Don't Know	-	-
Refused	-	-
Total	8	100

*This question was asked of all those who responded "Yes" to question E2.2.

Section E3. Care Transition Services

E3.1. Based on your contact with [insert PP1], did you/your [insert PP2] receive services that helped you/your [insert PP2] to transition from a hospital or other acute care facility into the community?

	Frequency	Percentage
Yes	4	7.61
No	67	91.44
Don't Know	2	0.95
Refused	-	-
Total	73	100

E3.2. Based on your contact with [insert PP1], did you/your [insert PP2] receive any of the following services? [READ CHOICES] *										
	Yes		No		Don't Know		Refused		Total	
	Freq.	%	Freq.	%	Freq.	%	Freq.	%	Freq.	%
A contract before discharge to assess your/your [insert PP2]'s discharge needs	3	69.79	-	-	1	30.21	-	-	4	100
An explanation of your/your [insert PP2]'s discharge instructions	2	51.04	1	30.21	1	18.75	-	-	4	100
Post discharge services such as transportation to the doctor, help filling prescriptions, or household help	2	48.96	2	51.04	-	-	-	-	4	100
Follow-up phone call or visit within 48 hours of discharge	2	51.04	2	48.96	-	-	-	-	4	100

*This question was asked of all those who responded "Yes" to question E3.1.

E3.3. How satisfied or dissatisfied are you with the transition service you/your [insert PP2] received? [READ CHOICES]

	Frequency	Percentage
Very satisfied	1	18.75
Somewhat satisfied	2	62.50
Somewhat dissatisfied	-	-
Very dissatisfied	-	-
Don't Know	1	18.75
Refused	-	-
Total *	4	100

*This question was asked of all those who responded "Yes" to question E3.1.

Section F. Services Received from the [insert PP1]

F.1. Did you/your [insert PP2] ever receive the service for [insert PES A.2 if answered; else insert PP6] that you were seeking based on your contact with [insert PP1]? [READ CHOICES]

	Frequency	Percentage
Yes, within one week of contact	36	45.68
Yes, after more than a week	10	11.42
No, have not yet received the service	26	41.55
Don't Know	1	1.35
Refused	-	-
Total	73	100

F.2. Why do you think you/your [insert PP2] have/has not received the services for [insert PES A.2 if answered; else insert PP6]? [READ CHOICES] [RANDOMIZE ORDER] [MULTIPLE SELECTION] [WAIT FOR RESPONSE AFTER EACH CHOICE] *

	Frequency	Percentage **
The services are not available	3	10.5
You/your [insert PP2] are/is on a waitlist	1	5.92
You/your [insert PP2] could not get to the services (e.g., hours of operation, transportation barriers)	1	1.15
The information and help received from [insert PP1] was not useful	2	7.06
You/your [insert PP2] did not follow-up on the information and/or referral.	6	15.65
You/your [insert PP2] no longer need the services	2	6.87
Difficulties filling out paperwork	2	7.06
Not being the right age for these services	2	6.87
Some other reason, specify _____ ***	12	53.63
Don't Know	1	1.15
Refused	-	-

* This question was asked of all those who responded “No” to question F.1

**Percentages do not add up to 100% as respondents could select more than one option.

***Free text responses accompanying this question are available in the appendix with supplemental questions.

F.3. Since contacting the [insert PP1] on [insert PP5], have you been in touch with any other agencies similar to [insert PP1] to receive [insert PES A.2 if answered; else insert PP6]? *

	Frequency	Percentage
Yes	10	10.55
No	63	89.45
Don't Know	-	-
Refused	-	-
Total	73	100

*Free text responses accompanying this question are available in the appendix with supplemental questions.

F.3a. What other agencies or organizations were contacted?

*Responses to this question are available in the appendix with supplemental questions.

F.4 Were there any needs that this other agency or organization was able to meet that [insert PP1] was NOT able to meet? *

	Frequency	Percentage
Yes	3	22.56
No	5	59.40
Don't Know	2	18.05
Refused	-	-
Total **	10	100

*Free text responses accompanying this question are available in the appendix with supplemental questions.

** This question was asked of all those who responded “Yes” to question F.3.

F.5. As a result of your conversations with [insert PP1] staff, did you realize that you/your [insert PP2] had a need or concern that you did not know that you/your [insert PP2] had before contacting the [insert PP1]?

	Frequency	Percentage
Yes	13	13.72
No	58	81.52
Don't Know	2	4.76
Refused	-	-
Total	73	100

F.6. Did the [insert PP1] follow up with you to find out how useful the information was or how the referral turned out?

	Frequency	Percentage
Yes	16	26.96
No	49	61.62
Don't Know	8	11.42
Refused	-	-
Total	73	100

F.7. On the following scale, as a result of your contact with [insert PP1], how satisfied or dissatisfied are you with... * [RANDOMIZE ORDER FOR ITEMS 1-7, ALWAYS ASK ITEM 8 LAST]

	Very Satisfied		Somewhat Satisfied		Somewhat Dissatisfied		Very Dissatisfied		N/A		Don't Know		Refused		Total	
	Freq.	%	Freq.	%	Freq.	%	Freq.	%	Freq.	%	Freq.	%	Freq.	%	Freq.	%
The services that you/your [insert PP2] received directly from [insert PP1] **	44	79.94	1	1.91	2	3.93	1	0.64	5	8.39	1	1.91	1	3.29	55	100
Completeness of the information that you received?	55	74.78	10	12.53	3	5.39	2	2.93	3	4.36	-	-	-	-	73	100
The degree to which their services met your specific needs?	55	71.69	6	7.77	3	6.34	5	8.33	4	5.87	-	-	-	-	73	100
The accuracy of the information provided?	57	79.54	8	8.72	3	5.39	3	5.39	2	0.95	-	-	-	-	73	100
The support you received related to decision-making?	54	71.45	6	8.64	3	3.41	5	6.34	5	10.15	-	-	-	-	73	100
The professionalism of the staff?	62	81.92	4	6.82	2	2.93	-	-	4	5.87	1	2.46	-	-	73	100
The ease of working with [insert PP1] to resolve the issue related to [insert PES A.2 if answered or PP6]	57	74.78	7	11.02	2	4.92	5	6.34	2	2.93	-	-	-	-	73	100

F.7. On the following scale, as a result of your contact with [insert PP1], how satisfied or dissatisfied are you with... * [RANDOMIZE ORDER FOR ITEMS 1 7, ALWAYS ASK ITEM 8 LAST]

	Very Satisfied		Somewhat Satisfied		Somewhat Dissatisfied		Very Dissatisfied		N/A		Don't Know		Refused		Total	
	Freq.	%	Freq.	%	Freq.	%	Freq.	%	Freq.	%	Freq.	%	Freq.	%	Freq.	%
The quality of the services that you/your [insert PP2] received from agencies you were referred to by [insert PP1]? ***	14	59.07	2	8.60	-	-	-	-	3	9.53	-	-	6	22.79	25	100

*Free text responses accompanying this question are available in the appendix with supplemental questions.

** This question was only asked of those who responded “Directly ([insert PP1] provided the service)” or “Both/some services provided by [insert PP1] staff and some through referrals” to question E.1.

*** This question was only asked of those who responded “Indirectly (you were referred elsewhere)” or “Both/some services provided by [insert PP1] staff and some through referrals” to question E.1.

F.8. As a result of your contact with the [insert PP1], would you say that you are... [READ CHOICES]

	Frequency	Percentage
Much more certain about your/your [insert PP2]'s long term care options	35	47.26
A little more certain	16	20.94
About the same	14	20.22
A little more confused about your/your [insert PP2]'s long term care options	-	-
Much more confused	1	0.48
Don't Know	7	11.10
Refused	-	-
Total	73	100

F.9. To what degree has the information you received from [insert PP1] been useful to you as you select the long term care options that are best for you/your [insert PP2]? [READ CHOICES]

	Frequency	Percentage
Very useful	45	54.88
Somewhat useful	10	14.43
Not too useful	3	3.41
Not useful at all	9	14.99
Don't Know	6	12.29
Refused	-	-
Total	73	100

F.10. Would you tell a friend or relative who needed help to contact the [insert PP1]?

	Frequency	Percentage
Yes	68	93.66
No	4	5.87
Don't Know	1	0.48
Refused	-	-
Total	73	100

F.11. How likely is it that you would contact the [insert PP1] if you needed services in the future? [READ CHOICES]

	Frequency	Percentage
Very likely	56	76.21
Somewhat likely	4	5.87
Somewhat unlikely	3	3.25
Very unlikely	6	8.80
Don't Know	4	5.87
Refused	-	-
Total	73	100

Section G. Heath and Demographic Information

G.1. Do/Does you/your [insert PP2] have any of the following types of health insurance? Record all that apply. [READ CHOICES]

	Yes		No		Don't Know		Refused		TOTAL	
	Freq.	%	Freq.	%	Freq.	%	Freq.	%	Freq.	%
Medicare	66	91.83	5	4.28	2	3.89	-	-	73	100
Private Health Insurance	34	39.02	37	57.03	2	3.89	-	-	73	100
Some other kind of health insurance (specify)_____*	10	11.58	61	84.53	2	3.89	-	-	73	100
No Insurance	2	1.90	69	94.21	2	3.89	-	-	73	100

*Free text responses accompanying this question are available in the appendix with supplemental questions.

G.2. At the present time, would you say you/your [insert PP2] s health is excellent, good, fair or poor?

	Frequency	Percentage
Excellent	10	11.50
Good	23	27.99
Fair	23	36.72
Poor	13	19.90
(VOL) [insert PP2] has passed away	-	-
Don't Know	2	2.93
Refused	2	0.95
Total	73	100

G.3. Have/has you/your [insert PP2] been admitted to a hospital in the past 6 months?

	Frequency	Percentage
Yes	18	29.90
No	55	70.10
Don't Know	-	-
Refused	-	-
Total	73	100

G.4. What is your date of birth? [month/day/year]

*Data not included in dataset provided to IMPAQ

G.5. What is the date of birth of the person for whom you contacted the agency? [month/day/year]

*Data not included in dataset provided to IMPAQ

G.6. What is your/your [insert PP2] s gender? [BY OBSERVATION UNLESS NEEDED]

	Frequency	Percentage
Male	26	28.79
Female	47	71.21
Don't Know	-	-

Refused	-	-
Total	73	100

G.7. What is the highest grade or year of school you/your [insert PP2] have/has completed? [READ AS NEEDED TO PROBE]

	Frequency	Percentage
No formal schooling	-	-
First through 7th grade	7	12.21
8th grade	1	2.46
Some high school	10	16.18
High school graduate or high school equivalency (GED)	24	31.64
Some college	13	13.88
Associates degree	7	7.06
Four-year college graduate	2	2.93
Some graduate school	-	-
Graduate and professional degrees	5	7.93
(VOL) Don't Know	3	5.23
(VOL) Refused	1	0.48
Total	73	100

G.8. Are you/ Is your [insert PP2] Hispanic, Latino, or of Spanish origin? [INTERVIEWER NOTE: IF RESPONDENT SAYS THEY ARE MEXICAN, MEXICAN AMERICAN, CHICANO, PUERTO RICAN OR CUBAN, COUNT THEM AS A YES'.]

	Frequency	Percentage
Yes	12	22.44
No, not of Hispanic, Latino, or Spanish origin	60	76.13
Don't Know	-	-
Refused	1	1.43
Total	73	100

G.9. What is your/your [insert PP2] s race? One or more categories may be selected? [READ LIST AND MULTIPLE RECORD]

	Frequency	Percentage *
White	51	69.15
Black or African American	10	10.47
American Indian or Alaska Native	2	2.78
Asian or Asian American	-	-
Native Hawaiian or other Pacific Islander	-	-
(VOL) Other (Specify) **	5	12.29
(VOL) Don't Know	1	2.46
(VOL) Refused	4	2.86

*Percentages do not add up to 100% as respondents could select more than one option.

**Free text responses accompanying this question are available in the appendix with supplemental questions.

G.10a. And now, what was your/your [insert PP2] s total household income last year from all sources before taxes? Include your/your [insert PP2] s income and income from anyone else living in your/your [insert PP2] s household. Do not tell me the amount. Please just tell me the answer that best represents your/your [insert PP2] s household income.

[CHECK APPROPRIATE RESPONSE] [READ CHOICES] [PROBE: Your best estimate is fine.]

	Frequency	Percentage
Less than or equal to \$40,000	62	82.08
More than \$40,000 to \$80,000	3	5.23
More than \$80,000	-	-
(VOL) [insert PP2] has passed away	-	-
(VOL) Don't Know	7	12.21
(VOL) Refused	1	0.48
Total	73	100

G.10b. Was that...?

	Frequency	Percentage
Less than or equal to \$20,000	44	71.79
More than \$20,000	15	19.42
(VOL) Don't Know	2	5.80
(VOL) Refused	1	3.00
Total	62	100

G.10c. Was that...?

	Frequency	Percentage
Less than or equal to \$60,000	3	100
More than \$60,000	-	-
(VOL) Don't Know	-	-
(VOL) Refused	-	-
Total	3	100

G.10d. Was that...?

	Frequency	Percentage
Less than or equal to \$100,000	-	-
More than \$100,000 to \$150,000	-	-
More than \$150,000	-	-
(VOL) Don't Know	-	-
(VOL) Refused	-	-
Total	-	-

G.11. What is your/your [insert PP2] s marital status? Are you/Is your [insert PP2]....?

	Frequency	Percentage
Married	25	25.30
Living Together	-	-
Widowed	31	47.5
Divorced	12	20.06

Separated	-	-
Single, never married	4	6.66
(VOL) Don't Know	-	-
(VOL) Refused	1	0.48
Total *	73	100

*This question was asked to all those **not** responding “(VOL) [insert PP2] has passed” to question G2.

G.12. With whom, if anyone, do you/does your [insert PP2] live? [READ LIST; SELECT ONE]

	Frequency	Percentage
Alone	37	60.75
With a spouse or a partner	21	18.56
With one or more family members	12	17.37
With one or more friends/people who are not related to me	1	0.48
Other residents (e.g., roommate) in a residential setting	2	2.85
(VOL) Don't Know	-	-
(VOL) Refused	-	-
Total *	73	100

*This question was asked to all those **not** responding “(VOL) [insert PP2] has passed” to question G2.

G.13. Of the following choices, which one most closely describes your/your [insert PP2] s living situation? Do you/Does your [insert PP2] live in...[READ CHOICES] [INTERVIEWER NOTE: SEE FAQ FOR DEFINITIONS OR THESE ITEMS IF NEEDED]

	Frequency	Percentage
My/His or her own house or apartment	64	84.30
Non-medical custodial housing	1	1.43
In an assisted living setting	1	1.43
In a nursing home	3	5.31
In a continuing care retirement setting	-	-
In some other setting, specify _____ *	3	7.06
Refused	1	.48
Total **	73	100

*Free text responses accompanying this question are available in the appendix with supplemental questions.

This question was asked to all those **not responding “(VOL) [insert PP2] has passed” to question G2.

G.14. Have you/ has your [insert PP2] ever lived in an assisted living setting?

	Frequency	Percentage
Yes	1	1.45
No	68	93.24
(VOL) Don't Know	2	4.83
(VOL) Refused	1	0.48
Total *	72	100

* This question was asked to all those who **did not** respond “In an Assisted Living Setting” to question G.13.

G.15. Have you/ has your [insert PP2] ever lived in nursing home?

	Frequency	Percentage
Yes	5	6.62
No	63	90.45
Don't Know	1	2.43
Refused	1	0.50
Total *	70	100

* This question was asked to all those who **did not** respond “In a Nursing Home” to question G.13.

	Mean	Median	Mode	Range	
				Min	Max
G.14a. How long did you/your [insert PP2] live in the assisted living setting? _ / _ (months/years) *	19.5	19.5	-	18	21
G.15a. How long did you/your [insert PP2] live in the nursing home? _ / _ (months/years) **	16.91	4	1	1	48

*Only two responses were given for question G.14.a, both of which were equally likely to occur.

**Responses to both questions are available in the appendix with supplemental questions.

APPENDIX W. OUTCOME EVALUATION AAA SURVEY FREE TEXT RESPONSES

Section PPS. Pre-Populated Information

PP2. Respondent Type : Responses for Those Answering "Other"

Spouse

Spouse

PP6. Other Reason for Contacting the Agency (Client's Need at Time of the Time of Contact) DC 8

Medical equipment

Home improvement

Window repair

Incontinence supplies

Cashed check she didn't do

Walk-in shower

Emergency response

Emergency response button

Emergency response & raised commode

Transportation

Reverse mortgage counseling

Reverse mortgage counseling

Reverse mortgage counseling

Reverse mortgage counseling

Reverse mortgage counseling

Home delivered meals information

Reverse mortgage counseling

Reverse mortgage counseling

Reverse mortgage counseling

Reverse mortgage counseling

Reverse mortgage counseling

Reverse mortgage counseling

Reverse mortgage counseling

Reverse mortgage counseling

Reverse mortgage counseling

Reverse mortgage counseling

Reverse mortgage counseling

Reverse mortgage counseling

Reverse mortgage counseling

Reverse mortgage counseling

Reverse mortgage counseling

PP6. Other Reason for Contacting the Agency (Client s Need at Time of the Time of Contact) DC 8

Reverse mortgage counseling
Reverse mortgage counseling
Reverse mortgage counseling
Reverse mortgage counseling
Restart meals on wheels

PP5. Date of Contact DC1

14-Jun-13
21-Jun-13
14-Jun-13
12-Jul-13
24-Jul-13
19-Jul-13
12-Jul-13
1-Aug-13
19-Jul-13
1-Aug-13
10-Jun-13
2-Jul-13
9-Sep-13
2-Oct-13
9-Sep-13
1-Jul-13
28-Jun-13
28-Jun-13
1-Jul-13
1-Jul-13
1-Jul-13
1-Jul-13
8-Jul-13
9-Jul-13
8-Jul-13
8-Jul-13
19-Aug-13
13-Aug-13
15-Aug-13
5-Aug-13
6-Aug-13
4-Sep-13
12-Feb-14
11-Feb-14

PP5. Date of Contact DC1
20-Jun-13
16-Jul-13
9-Aug-13
20-Nov-13
22-Jul-13
30-Jul-13
13-Aug-13
17-Jun-13
12-Jun-13
21-Jun-13
18-Jul-13
30-Aug-13
9-Sep-13
16-Sep-13
25-Sep-13
24-Sep-13
29-Oct-13
14-Nov-13
12-Nov-13
31-Oct-13
18-Nov-13
12-Dec-13
18-Dec-13
9-Jan-14
22-Jan-14
17-Jan-14
17-Feb-14
20-Feb-14
4-Feb-14
21-Nov-13
31-Oct-13
31-Dec-13
27-Jan-14
3-Feb-14
24-Jan-14
24-Jan-14
25-Feb-14
17-Jan-14

Section A. Initial Contact

A.3. From where did you first find out about [insert PP1]? Other

Mailings from aaa

Know them from my community

Home care|(nurse)

Elderly fair for seniors at the coliseum: there were several booths and i found out there.

Lady from meals-on-wheels told me

Texas opportunity

Local meeting in my community

On tv, someone named fred thompson

At a financial institution, was given a list of agencies

Liberty mutual

From credit union

I sell avon at the senior center

Section E. Assistance with Services

E.7. As a result of your contact with [insert PP1], to what supports and services were you transferred or referred? Other *

	Frequency**	Percentage
Home healthcare	1	13.48
Non-medical in home assistance (i.e., cooking, cleaning, paying bills)	1	7.83
Medicaid	1	7.83
Health insurance other than Medicaid/Medicare	1	2.61
Total	4	31.74

*Responses to the option “Other” are coded and presented in this table. Verbatim responses to this question are available in the next table.

E7. As a result of your contact with [insert PP1], to what supports and services were you transferred or referred? Other

I believe they called it "chores"
Community services such as home healthcare.
Humana
Medicaid

E.9. You said that you/your [insert PP2] did not receive the services through the referral; why do you think that is? Other

Applied for SNAP...they want more Documentation.

Section E1. Assistance with Medicaid Eligibility Determination

E1.2a Why not?

	Frequency	Percentage
Gave response	13	86.86
DK	1	3.43
REF	1	9.71
Total	15	100.00

E1.2a. Why not?

Because i have not yetk given all the information they need
Because she didn't move here
I never spoke to an actual rep..just someone that answered the phone
Problems with the hospital bills
I did not want it at th.is point.
I have money saved. Once is has run out, i will qualify.
I have veterans benefits, i am a veteran, so i do not need medicaid.

E1.2a. Why not?

That's not why i contacted them

I just had so much going on, it has to be one thing at a time

We had too much income

We don't qualify for it.

Just haven't got to it yet.

We were looking for information an ddecied to make a decision later

E1.6a. What was the name of the program?

	Frequency	Percentage
Gave Response	1	36.73
DK	1	63.27
Total	2	100.00

E1.6a What was the name of the program?

Elderly waiver

E1.7a. Which other insurance resources were you given information on?

	Frequency	Percentage
Gave Response	4	30.00
DK	6	70.00
Total	10	100.00

E1.7a Which other insurance resources were you given information on?

Medicaid (else) the snap program (else) that's all we were eligible for

I don't remember/any/no, i've already got veterans benefits thru the va, so i don't need anything else

Fha

Other agencies like ssi

Section F. Services Received from the [insert PP1]

F.2. Why do you think you/your [insert PP2] have/has not received the services for [insert PES A.2 if answered; else insert PP6]?

Some other reason [SPECIFY] *

	Frequency	Percentage
Some other reason, Unclassified	2	11.83

Not eligible	3	15.27
Still in the planning/beginning stages	1	3.44
Service provider did not follow-up with me/have not heard back from service provider	4	13.74
Have not applied for services	-	-
Too expensive/not affordable	1	3.44
Waiting for evaluation/meeting	1	5.92
Total	12	53.63

*Responses to the option "Some other reason, specify" are coded and presented in this table. Verbatim responses to this question are available in the next table.

F.2. Why do you think you/your [insert PP2] have/has not received the services for [insert PES A.2 if answered; else insert PP6]?

Some other reason [SPECIFY]

Everybody was sick - first the representatives got sick, then I did got discouraged with medicare
Have filled paper work. Not enough volunteers.
I got 3 signatures out of the four that I needed - so I couldn't get the deed put back in my name
I never received the list of different service that i was told I would get, on which there are services for housekeeping, someone statying in the house w/my mother, just to find out what was available
It came down to finances. Your parent did not realiz there was fee that was required. it was 10% total cost. She is on a fixed income and couldn't afford it.
My telephone number was recored wrong, now the representative from "Life alert" will call me to set appointment.
never spoke to an actual rep...the neverh returned my call
NOT QUALIFIED BECAUSE OF THE INSURANCE HE'S ON
Paper Work!!!
PARENT still has money to support herslef,when she runs out of money,then we will contact Aging Partners again.
she is over qualified for the services
The agency sd it will be 3 more months.
They weren't interested, when I presented them with the information I found out
Told to call in OOctober for the Walk-in shower.
because we are still completing the steps of selecting the facility
moved from a residence ot community living

F.3.a What other agencies or organizations were contacted?

	Frequency	Percentage
Gave Response	9	95.49
DK	1	4.51
Total	10	100

F.3.a. What other agencies or organizations were contacted?

no others
PEOPLE CITY MISSION AND THE HOPE PROGRAM
v.A.
Easter Day
Columbus County Senior Center, Housing for Seniors
U.S.D. rural development. Columbus county agency.
WEST TEXAS OPPORTUNITY ONC
Senor security advisors
AAG

F.4.a What needs was this other agency or organization able to meet?

	Frequency	Percentage
Gave Response	3	100
DK	-	-
Total	3	100

F.4.a. What needs was this other agency or organization able to meet?

to take care of the medication he was taking
Columbus county will put in the ramps.
they told us what we were eligible for as far as \$87K - we were eligible for the first six months, \$47k.

F.7.a.1 Please tell me why you were [somewhat or very] dissatisfied with the services that you/your [insert PP2] received directly from [insert PP1]? [ONLY ASK IF E.1 = 1 OR 3]

Because i didnt receive any srevices
Never received anything
Electric company is contacting me about payment.

F.7.a.2 Please tell me why you were [somewhat or very] dissatisfied with the completeness of the information that you received?

Because i have not got her needs met yet
They didn't follow up with the information they told me; i never got a phone call.
They didn't tell me about support and no follow-up,
Never received any information
No info received

F.7.a.3 Please tell me why you were [somewhat or very] dissatisfied with the degree to which their services met your specific needs ?

Never received it
They never got back in contact with me
All the bases were not covered

F.7.a.3 Please tell me why you were [somewhat or very] dissatisfied with the degree to which their services met your specific needs ?

Have not recieved the services yet.
They were unable to find something affordable to us.
Never spoke to a professional
Because there was no mention of a fee up front.
They did not meet my needs at all

F.7.a.4 Please tell me why you were [somewhat or very] dissatisfied with the accuracy of the information provided?

Because it did not meet her needs
With all the information they gave, they didn't do anything, they didn't follow up on it
Have not had anything done as yet.
Because nothing was resolved
A professional never called me back
They did not give any information

F.7.a.5 Please tell me why you were [somewhat or very] dissatisfied with the support you received related to decision making?

Because i was passed from one person to another and it hasn't happened yet
I thought someone would come out,look at the leak. It's just a little spot,not the whole roof. They cut me short about that information.
Some of the places they offered were in the Project, and she just came out of the Project and didn't want to go back to it
Same answer - never received anything, had nothign to choose from
I never got an answer ; i never heard from them, the didn't do nothing.
It seems like there has not been any decision making on what they are going to ddo.
Got no support
They did not help at all...they never re-contacted me

F.7a.6 Please tell me why you were [somewhat or very] dissatisfied with the professionalism of the staff?

Never received what I was told I would receive
The lady who answered the phone said it wasn't her department

F.7a.7 Please tell me why you were [somewhat or very] dissatisfied with the ease of working with [insert PP1] to resolve the issue related to [insert PES A.2 if answered or PP6]?

I have not had anyone come by to look and give an "yes OR no".
Never received anything
Taking a longer time than expected.
I fjelt that my questions were not answered
They have not contacted me, I have given them my phone number, and no follow-up phone call. I do all the phone calls,they never call me.
Should have more concern about the family
Did nothing

Section G. Heath and Demographic Information

G.1. Do you/Does your [insert PP2] have any of the following types of health insurance? Some other kind of health insurance [specify] *		
	Frequency	Percentage
Some other kind of health insurance, Uncategorized	3	1.43
Medicaid	4	6.74
State/County medical assistance program	-	-
TriCare/Champ/Veterans/Military coverage	3	3.41
Supplemental Coverage	-	-
Total	10	11.58

*Responses to the option “Some other kind of health insurance, specify” are coded and presented in this table. Verbatim responses to this question are available in the next table.

G.1. Do you/Does your [insert PP2] have any of the following types of health insurance? Some other kind of health insurance [specify]
MEDICAID
Medicaid
Medicaid
long term health care program
Champ. V.A.
MEDICAIDE
Tri-care
Military coverage
VETERANS ADMINISTRATION
Prescription
conventry insurance
mediciad

G.13. Of the following choices, which one most closely describes your/your [insert PP2] s living situation? Do you/Does your [insert PP2] live in..... Some other setting, specify *		
Responses	Frequency	Percentage
Some other setting, Uncategorized	2	4.60
With Family/Friend/Partner	1	2.46
Total	3	7.06

*Responses to the option “Some other setting, specify” are coded and presented in this table. Verbatim responses to this question are available in the next table.

**G.13. Of the following choices, which one most closely describes your/your [insert PP2] s living situation? Do you/Does your [insert PP2] live in.....
Some other setting, specify**

Mobile home
Daughter's house
Senior citizen apartment, called a "Secure Building"
Renting

G.14.a How long did you/your [PP2] live in the assisted living setting? *

	Frequency	Percentage
Gave Response	2	100
DK	-	-
Total	2	100

G.14.a. How long did you/your [insert PP2] live in the assisted living setting?

18 Months
21 Months

G.15.a How long did you/your [PP2] live in the nursing home? *

	Frequency	Percentage
Gave Response	5	54.11
DK	2	24.66
REF	1	21.23
Total	8	100

G.15.a. How long did you/your [insert PP2] live in the nursing home?

18 Months
4 Years
2 Months
3 Years
4 Months
1 Months
3 Months

APPENDIX X. OUTCOME EVALUATION SUBGROUP ANALYSIS BY CLIENT GENDER

Exhibit 1: Information Assistance as Result of Contact

Information Assistance	Female	Male	Total
No	18.31	5.65	14.52
Yes	81.69	94.35	85.48
Total	100	100	100

*Reported results are weighted percentages
 $p \leq .001$

Exhibit 2: Benefits Counseling as Result of Contact

Benefits Counseling	Female	Male	Total
No	54.32	34.99	48.53
Yes	45.68	65.01	51.47
Total	100	100	100

*Reported results are weighted percentages
 $p \leq .05$

Exhibit 3: Transition Assistance as Result of Contact

Transition Assistance	Female	Male	Total
No	97.27	99.92	98.06
Yes	2.73	0.08	1.94
Total	100	100	100

*Reported results are weighted percentages
 $p \leq .001$

APPENDIX Y. OUTCOME EVALUATION SUBGROUP ANALYSIS BY CLIENT AGE

Exhibit 1: Counseling or Peer Support Options as Result of Contact

Counseling or Peer Support	≤60	>60	Total
No	80.38	69.10	72.21
Yes	19.62	30.90	27.79
Total	100	100	100

*Reported results are weighted percentages
 $p \leq .10$

Exhibit 2: Satisfaction with Ease of Resolving the Issue

Level of Satisfaction	≤60	>60	Total
Very Dissatisfied	13.37	2.50	5.55
Somewhat Dissatisfied	3.77	2.94	3.17
Somewhat Satisfied	9.52	23.50	19.58
Very Satisfied	73.35	71.07	71.71
Total	100	100	100

*Reported results are weighted percentages
 $p \leq .001$

APPENDIX Z. OUTCOME EVALUATION SUBGROUP ANALYSIS BY CLIENT EDUCATION

Exhibit 1: Top Five Reasons for Contact

Reason	Less than High School Education	High School Education	Greater than High School Education	Total
Medicare Questions	21.75	26.39	40.66	30.40
Medicaid Questions	24.37	47.60	23.49	32.54
Housing	12.07	4.40	14.79	10.27
Personal Care	14.27	14.52	15.13	14.68
Nutrition	27.55	7.09	5.924	12.11
Total	100	100	100	100

*Reported results are weighted percentages
 $p \leq .10$

Exhibit 2: Satisfaction with Degree to which Services Met Needs

Level of Satisfaction	Less than High School Education	High School Education	Greater than High School Education	Total
Very Dissatisfied	28.47	4.53	6.80	11.53
Somewhat Dissatisfied	1.04	5.53	9.80	5.74
Somewhat Satisfied	9.69	26.14	19.79	19.77
Very Satisfied	60.80	63.80	63.61	62.95
Total	100	100	100	100

*Reported results are weighted percentages
 $p \leq .01$

Exhibit 3: Satisfaction with Support Received for Decision-Making

Level of Satisfaction	Less than High School Education	High School Education	Greater than High School Education	Total
Very Dissatisfied	19.45	3.35	4.32	7.73
Somewhat Dissatisfied	1.16	5.43	2.60	3.40
Somewhat Satisfied	17.26	22.75	21.54	20.96
Very Satisfied	62.14	68.48	71.54	67.92
Total	100	100	100	100

*Reported results are weighted percentages
 $p \leq .10$

Exhibit 4: Satisfaction with Quality of Services

Level of Satisfaction	Less than High School Education	High School Education	Greater than High School Education	Total
Very Dissatisfied	27.01	3.68	1.84	10.62
Somewhat Dissatisfied	0.24	17.05	1.31	6.97
Somewhat Satisfied	19.63	20.26	22.03	20.58
Very Satisfied	53.12	59.00	74.83	61.83
Total	100	100	100	100

*Reported results are weighted percentages
 $p \leq .05$

Exhibit 5: Client Recommendation to Others in Need

Client Would Tell Friends or Relatives to Contact Agency	Less than High School Education	High School Education	Greater than High School Education	Total
No	3.74	3.25	9.65	5.54
Yes	96.26	96.75	90.35	94.46
Total	100	100	100	100

*Reported results are weighted percentages
 $p \leq .05$

APPENDIX AA. OUTCOME EVALUATION SUBGROUP ANALYSIS BY CLIENT INCOME

Exhibit 1: Information Assistance as Result of Contact

Information Assistance	Income Less than or Equal to \$40,000	Income Greater than \$40,000	Total
No	15.77	3.094	14.51
Yes	84.23	96.91	85.49
Total	100	100	100

*Reported results are weighted percentages
 $p \leq .001$

Exhibit 2: Transition Assistance as Result of Contact

Transition Assistance	Less than or Equal to \$40,000	Greater than \$40,000	Total
No	97.70	99.75	97.9
Yes	2.30	0.25	2.10
Total	100	100	100

*Reported results are weighted percentages
 $p \leq .05$

Exhibit 3: Satisfaction with Services

Level of Satisfaction	Income Less than or Equal to \$40,000	Income More than \$40,000	Total
Very Dissatisfied	2.11	4.09	2.35
Somewhat Dissatisfied	4.82	24.80	7.27
Somewhat Satisfied	13.51	1.40	12.02
Very Satisfied	79.56	69.71	78.35
Total	100	100	100

*Reported results are weighted percentages
 $p \leq .10$

APPENDIX BB. OUTCOME EVALUATION SUBGROUP ANALYSIS BY CLIENT HEALTH

Exhibit 1: Top Five Reasons for Contact

Reason	Good Health	Poor Health	Total
Medicare Questions	45.86	13.82	33.73
Medicaid Questions	24.81	37.82	29.73
Housing	10.08	9.93	10.02
Personal Care	12.13	18.89	14.69
Nutrition	7.12	19.54	11.82
Total	100	100	100

*Reported results are weighted percentages
 $p \leq .05$

Exhibit 2: Crisis Intervention as Result of Contact

Life Skills Training or Support	Good Health	Poor Health	Total
No	99.50	99.94	99.67
Yes	0.50	0.06	0.33
Total	100	100	100

*Reported results are weighted percentages
 $p \leq .10$

Exhibit 3: Services Were Not Available

Services Not Available	Good Health	Poor Health	Total
No	91.34	76.61	84.71
Yes	8.66	23.39	15.29
Total	100	100	100

*Reported results are weighted percentages
 $p \leq .10$

Exhibit 4: Did not Receive Service Because They Were on a Waitlist

Did Not Receive Services Because of Waitlist	Good Health	Poor Health	Total
No	78.32	92.27	84.60
Yes	21.68	7.73	15.4
Total	100	100	100

*Reported results are weighted percentages
 $p \leq .10$

Exhibit 5: Could Not Get to Services

Could Not Get To Services	Good Health	Poor Health	Total
---------------------------	-------------	-------------	-------

No	91.15	98.73	94.56
Yes	8.85	1.27	5.44
Total	100	100	100

*Reported results are weighted percentages
 $p \leq .01$

Exhibit 6: Information Was Not Useful

Information Was Not Useful	Good Health	Poor Health	Total
No	85.37	95.28	89.83
Yes	14.63	4.72	10.17
Total	100	100	100

*Reported results are weighted percentages
 $p \leq .10$

Exhibit 7: Client Did Not Follow Up

Client Did Not Follow Up	Good Health	Poor Health	Total
No	83.78	94.11	88.43
Yes	16.22	5.89	11.57
Total	100	100	100

*Reported results are weighted percentages
 $p \leq .05$

Exhibit 8: No Longer in Need of Services

No Longer in Need of Services	Good Health	Poor Health	Total
No	95.48	84.94	90.73
Yes	4.52	15.06	9.27
Total	100	100	100

*Reported results are weighted percentages
 $p \leq .05$

Exhibit 9: Satisfaction with Completeness of Information

Level of Satisfaction	Good Health	Poor Health	Total
Very Dissatisfied	1.54	10.02	4.79
Somewhat Dissatisfied	6.37	7.95	6.98
Somewhat Satisfied	13.84	20.20	16.27

Very Satisfied	78.25	61.82	71.96
Total	100	100	100

*Reported results are weighted percentages
 $p \leq .05$

Exhibit 10: Satisfaction with Degree to which Services Met Needs

Level of Satisfaction	Good Health	Poor Health	Total
Very Dissatisfied	2.63	24.80	11.20
Somewhat Dissatisfied	7.79	2.17	5.62
Somewhat Satisfied	16.28	19.80	17.64
Very Satisfied	73.29	53.23	65.54
Total	100	100	100

*Reported results are weighted percentages
 $p \leq .001$

Exhibit 11: Satisfaction with Support Received for Decision-Making

Level of Satisfaction	Good Health	Poor Health	Total
Very Dissatisfied	1.36	17.37	7.68
Somewhat Dissatisfied	4.07	2.51	3.45
Somewhat Satisfied	21.56	19.86	20.89
Very Satisfied	73.02	60.26	67.98
Total	100	100	100

*Reported results are weighted percentages
 $p \leq .01$

Exhibit 12: Satisfaction with Professionalism of the Staff

Level of Satisfaction	Good Health	Poor Health	Total
Very Dissatisfied	1.62	3.17	2.19
Somewhat Dissatisfied	0.62	5.88	2.57
Somewhat Satisfied	12.15	7.31	10.35
Very Satisfied	85.62	83.64	84.88
Total	100	100	100

*Reported results are weighted percentages
 $p \leq .05$

Exhibit 13: Satisfaction with Ease of Resolving the Issue

Level of Satisfaction	Good Health	Poor Health	Total
Very Dissatisfied	1.26	12.64	5.65
Somewhat Dissatisfied	3.32	3.06	3.22
Somewhat Satisfied	18.87	20.89	19.68
Very Satisfied	76.55	63.32	71.45
Total	100	100	100

*Reported results are weighted percentages
 $p \leq .05$

Exhibit 14: Satisfaction with Quality of Services

Level of Satisfaction	Good Health	Poor Health	Total
Very Dissatisfied	0.67	29.76	10.62
Somewhat Dissatisfied	10.12	0.91	6.97
Somewhat Satisfied	26.02	11.19	20.95
Very Satisfied	63.19	58.14	61.46
Total	100	100	100

*Reported results are weighted percentages
 $p \leq .001$

APPENDIX CC. OUTCOME EVALUATION SUBGROUP ANALYSIS BY CLIENT DISABILITY STATUS

Exhibit 1: Top Five Reasons for Contact

Reason	Adult without Disability	Adult with Disability	Total
Medicare Questions	58.41	24.69	32.83
Medicaid Questions	30.06	31.88	31.44
Housing	5.15	11.22	9.75
Personal Care	0.69	18.86	14.47
Nutrition	5.69	13.35	11.50
Total	100	100	100

*Reported results are weighted percentages
p ≤ .01

Exhibit 2: Transition Assistance as Result of Contact

Transition Assistance	Adult without Disability	Adult with Disability	Total
No	99.91	97.45	98.07
Yes	0.09	2.55	1.93
Total	100	100	100

*Reported results are weighted percentages
p ≤ .001

Exhibit 3: Crisis Intervention as Result of Contact

Crisis Intervention	Adult without Disability	Adult with Disability	Total
No	93.57	99.63	98.1
Yes	6.43	0.37	1.90
Total	100	100	100

*Reported results are weighted percentages
p ≤ .01

Exhibit 4: Could Not Get to Services

Could Not Get To Services	Adult without Disability	Adult with Disability	Total
No	98.96	93.72	94.75
Yes	1.04	6.28	5.25
Total	100	100	100

*Reported results are weighted percentages
p ≤ .01

Exhibit 5: Information Was Not Useful

Information Was Not Useful	Adult without Disability	Adult with Disability	Total
----------------------------	--------------------------	-----------------------	-------

No	97.47	88.30	90.09
Yes	2.53	11.70	9.91
Total	100	100	100

*Reported results are weighted percentages
 $p \leq .01$

Exhibit 6: Did Not Receive Services Because of Difficulty Filling Out Paperwork

Difficulty Filling Out Paperwork	Adult without Disability	Adult with Disability	Total
No	99.55	86.58	89.12
Yes	0.45	13.42	10.88
Total	100	100	100

*Reported results are weighted percentages
 $p \leq .001$

Exhibit 7: No Longer in Need of Services

No Longer in Need of Services	Adult without Disability	Adult with Disability	Total
No	98.14	89.16	90.92
Yes	1.86	10.84	9.08
Total	100	100	100

*Reported results are weighted percentages
 $p \leq .01$

Exhibit 8: Did Not Receive Services Because of Age

Not the Right Age for Services	Adult without Disability	Adult with Disability	Total
No	99.70	93.52	94.73
Yes	0.30	6.48	5.27
Total	100	100	100

*Reported results are weighted percentages
 $p \leq .001$

Exhibit 9: Satisfaction with Support Received for Decision-Making

Level of Satisfaction	Adult without Disability	Adult with Disability	Total
Very Dissatisfied	0.22	10.06	7.52
Somewhat Dissatisfied	4.89	2.82	3.35
Somewhat Satisfied	12.32	23.09	20.31
Very Satisfied	82.56	64.04	68.82

Total	100	100	100
-------	-----	-----	-----

*Reported results are weighted percentages
p ≤ .05

APPENDIX DD. OUTCOME EVALUATION SUBGROUP ANALYSIS BY AGENCY LOCATION

Exhibit 1: Top Five Reasons for Contact

Reason	Rural	Urban	Total
Medicare Questions	34.50	33.04	33.51
Medicaid Questions	26.98	35.51	32.76
Housing	0.00	13.87	9.41
Personal Care	19.96	8.45	12.15
Nutrition	18.56	9.13	12.17
Total	100	100	100

*Reported results are weighted percentages

$p \leq .10$

Exhibit 2: Information Assistance as Result of Contact

Information Assistance	Rural	Urban	Total
No	21.43	8.72	12.19
Yes	78.57	91.28	87.81
Total	100	100	100

*Reported results are weighted percentages

$p \leq .10$

Exhibit 3: Counseling or Peer Support Options as Result of Contact

Counseling or Peer Support	Rural	Urban	Total
No	49.49	84.11	74.62
Yes	50.51	15.89	25.38
Total	100	100	100

*Reported results are weighted percentages

$p \leq .001$

Exhibit 4: Benefits Counseling as Result of Contact

Benefits Counseling	Rural	Urban	Total
No	66.13	38.96	46.38
Yes	33.87	61.04	53.62
Total	100	100	100

*Reported results are weighted percentages

$p \leq .01$

Exhibit 5: Respondent Requested Options Counseling

Requested Options Counseling	Rural	Urban	Total
------------------------------	-------	-------	-------

No	68.78	83.78	79.72
Yes	31.22	16.22	20.28
Total	100	100	100

*Reported results are weighted percentages
 $p \leq .05$

Exhibit 6: Agency Follow-up about Usefulness of Information

Agency Followed Up	Rural	Urban	Total
No	48.46	66.13	61.18
Yes	51.54	33.87	38.82
Total	100	100	100

*Reported results are weighted percentages
 $p \leq .10$

Exhibit 7: Information Was Not Useful

Information Was Not Useful	Rural	Urban	Total
No	99.60	87.27	90.18
Yes	0.40	12.73	9.82
Total	100	100	100

*Reported results are weighted percentages
 $p \leq .001$

APPENDIX EE. OUTCOME EVALUATION SUBGROUP ANALYSIS BY REASON FOR CONTACT

Exhibit 1: Services Were Not Available

Services Not Available	Medicare	Medicaid	Housing	Personal	Nutrition	Total
No	89.84	92.32	41.61	85.29	100	85.40
Yes	10.16	7.68	58.39	14.71	0	14.60
Total	100	100	100	100	100	100

*Reported results are weighted percentages
 $p \leq .05$

Exhibit 2: Could Not Get to Services

Could Not Get to Services	Medicare	Medicaid	Housing	Personal	Nutrition	Total
No	100	82.22	99.33	97.35	100	92.24
Yes	0.00	17.78	0.67	2.66	0.00	7.76
Total	100	100	100	100	100	100

*Reported results are weighted percentages
 $p \leq .10$

Exhibit 3: Other Reason for Not Receiving Services

Had Other Reason	Medicare	Medicaid	Housing	Personal	Nutrition	Total
No	98.78	35.37	78.97	70.35	77.46	63.45
Yes	1.22	64.63	21.03	29.65	22.54	36.55
Total	100	100	100	100	100	100

*Reported results are weighted percentages
 $p \leq .001$

APPENDIX FF. OUTCOME EVALUATION SUBGROUP ANALYSIS BY AGENCY COVERAGE

Exhibit 1: Representative Developed Plan for Next Steps for Services

Representative Developed a Plan for Next Steps	Local	Statewide	Total
No	73.57	58.71	72.52
Yes	16.12	22.18	16.55
Not Applicable	10.31	19.11	10.93
Total	100	100	100

*Reported results are weighted percentages
 $p \leq .05$

Exhibit 2: Top Five Reasons for Contact

Reason	Local	Statewide	Total
Medicare Questions	33.51	21.60	32.83
Medicaid Questions	32.76	9.88	31.44
Housing	9.41	15.43	9.75
Personal Care	12.15	52.47	14.47
Nutrition	12.17	0.62	11.50
Total	100	100	100

*Reported results are weighted percentages
 $p \leq .001$

Exhibit 3: Method Services Were Received (Directly or Indirectly)

Method Services Were Received	Local	Statewide	Total
Directly	66.18	51.30	65.17
Indirectly	29.54	43.12	30.47
Both	4.28	5.58	4.36
Total	100	100	100

*Reported results are weighted percentages
 $p \leq .05$

Exhibit 4: Information Assistance as Result of Contact

Information Assistance	Local	Statewide	Total
------------------------	-------	-----------	-------

No	12.19	45.48	14.48
Yes	87.81	54.52	85.52
Total	100	100	100

*Reported results are weighted percentages
 $p \leq .001$

Exhibit 5: Counseling or Peer Support Options as Result of Contact

Counseling or Peer Support	Local	Statewide	Total
No	74.62	39.60	72.21
Yes	25.38	60.40	27.79
Total	100	100	100

*Reported results are weighted percentages
 $p \leq .001$

Exhibit 6: Benefits Counseling as Result of Contact

Benefits Counseling	Local	Statewide	Total
No	46.38	75.84	48.40
Yes	53.62	24.16	51.60
Total	100	100	100

*Reported results are weighted percentages
 $p \leq .001$

Exhibit 7: Where Client First Heard About Agency

How Client First Heard About Agency	Local	Statewide	Total
Family, Friend or other Acquaintance	38.9	28.42	38.16
Hospital/Clinic/Doctor	6.30	5.61	6.25
Nursing Home/Assisted Living	2.09	5.61	2.34
Phone Book	4.44	.35	4.15
Brochure/Flyer	.44	5.61	2.34
Referral from Senior Center	1.61	2.46	1.67
Referral from another Agency/Organization	28.63	29.82	28.72
Work	2.78	4.21	2.88
Internet/Website	4.66	10.18	5.04
Media/Newspaper/TV/Radio	8.78	4.56	8.49
Other	1.38	3.16	1.51
Total	100	100	100

*Reported results are weighted percentages
 $p \leq .001$

Exhibit 8: Services That Were Sought After Were Received

Services Received	Local	Statewide	Total
Yes, within one week of contact	34.21	22.68	33.40
Yes, after more than a week	11.37	14.09	11.56

No, have not received the service	54.43	63.23	55.04
Total	100	100	100

*Reported results are weighted percentages
 $p \leq .10$

Exhibit 9: Did not Receive Service Due to Waitlist

Did not Receive Service due to Waitlist	Local	Statewide	Total
No	84.54	91.85	85.13
Yes	15.46	8.15	14.87
Total	100	100	100

*Reported results are weighted percentages
 $p \leq .10$

Exhibit 10: Reduction in Ability to Resolve Issue as Result of Difficulty Reaching Staff

Reduction in Ability to Resolve Issue	Local	Statewide	Total
No	82.72	89.30	83.18
Yes	17.28	10.70	16.82
Total	100	100	100

*Reported results are weighted percentages
 $p \leq .10$

Exhibit 11: Satisfaction with Services

Level of Satisfaction	Local	Statewide	Total
Very Dissatisfied	1.75	10.79	2.26
Somewhat Dissatisfied	8.55	7.19	8.47
Somewhat Satisfied	10.97	17.27	11.32
Very Satisfied	78.74	64.75	77.95
Total	100	100	100

*Reported results are weighted percentages
 $p \leq .01$

Exhibit 12: Satisfaction with Completeness of Information

Level of Satisfaction	Local	Statewide	Total
Very Dissatisfied	4.28	10.10	4.68
Somewhat Dissatisfied	9.09	4.88	8.80
Somewhat Satisfied	15.30	23.69	15.88
Very Satisfied	71.33	61.32	70.64
Total	100	100	100

*Reported results are weighted percentages

p ≤ .01

Exhibit 13: Satisfaction with Support Received for Decision-Making

Level of Satisfaction	Local	Statewide	Total
Very Dissatisfied	7.30	10.15	7.52
Somewhat Dissatisfied	2.91	8.65	3.35
Somewhat Satisfied	19.81	26.32	20.31
Very Satisfied	69.98	54.89	68.82
Total	100	100	100

*Reported results are weighted percentages

p ≤ .05

Exhibit 14: Satisfaction with Professionalism of the Staff

Level of Satisfaction	Local	Statewide	Total
Very Dissatisfied	1.99	4.44	2.16
Somewhat Dissatisfied	2.36	4.44	2.50
Somewhat Satisfied	10.48	16.38	10.89
Very Satisfied	85.17	74.74	84.45
Total	100	100	100

*Reported results are weighted percentages

p ≤ .05

Exhibit 15: Satisfaction with Ease of Resolving the Issue

Level of Satisfaction	Local	Statewide	Total
Very Dissatisfied	5.56	5.46	5.55
Somewhat Dissatisfied	2.83	8.00	3.17
Somewhat Satisfied	19.34	22.91	19.58
Very Satisfied	72.28	63.64	71.71
Total	100	100	100

*Reported results are weighted percentages

p ≤ .05

Exhibit 16: Client Recommendation to Others in Need

Client Would Tell Friends or Relatives to Contact Agency	Local	Statewide	Total
No	4.82	11.49	5.28
Yes	95.18	88.51	94.72
Total	100	100	100

*Reported results are weighted percentages

p ≤ .01

APPENDIX GG. OUTCOME EVALUATION SUBGROUP ANALYSIS BY NUMBER OF CONSUMERS SERVED

Exhibit 1: Counseling or Peer Support as Result of Contact

Counseling or Peer Support	0 500 Consumers	500 2500 Consumers	Greater than 2500 Consumers	Total
No	26.42	68.73	83.91	72.21
Yes	73.58	31.27	16.09	27.79
Total	100	100	100	100

*Reported results are weighted percentages
 $p \leq .001$

Exhibit 2: Benefits Counseling as Result of Contact

Benefits Counseling	0 500 Consumers	500 2500 Consumers	Greater than 2500 Consumers	Total
No	94.81	41.06	47.55	48.40
Yes	5.19	58.94	52.45	51.6
Total	100	100	100	100

*Reported results are weighted percentages
 $p \leq .001$

APPENDIX HH. OUTCOME EVALUATION SUBGROUP ANALYSIS BY NUMBER OF FTES IN ADRC

Exhibit 1: Counseling or Peer Support as Result of Contact

Counseling or Peer Support	0 5 FTEs	5 15 FTEs	Greater than 15 FTEs	Total
No	72.76	52.06	79.28	72.21
Yes	27.24	47.94	20.72	27.79
Total	100	100	100	100

*Reported results are weighted percentages
 $p \leq .05$

Exhibit 2: Benefits Counseling as Result of Contact

Benefits Counseling	0 5 FTEs	5 15 FTEs	Greater than 15 FTEs	Total
No	21.34	96.38	48.21	48.4
Yes	78.66	3.62	51.79	51.6
Total	100	100	100	100

*Reported results are weighted percentages
 $p \leq .001$

Exhibit 3: Reduction in Ability to Resolve Issue as Result of Hours of Operation

Reduction in Ability to Resolve Issue	0 5 FTEs	5 15 FTEs	Greater than 15 FTEs	Total
No	88.44	85.22	97.46	92.35
Yes	11.56	14.78	2.54	7.65
Total	100	100	100	100

*Reported results are weighted percentages
 $p \leq .05$

Exhibit 4: Client Recommendation to Others in Need

Client Would Tell Friends or Relatives to Contact Agency	0 5 FTEs	5 15 FTEs	Greater than 15 FTEs	Total
No	0.00	10.52	6.79	5.28
Yes	100	89.48	93.21	94.72
Total	100	100	100	100

*Reported results are weighted percentages
 $p \leq .01$

APPENDIX II. OUTCOME EVALUATION REGRESSION COVARIATES

The following is the list of variables used as covariates in the outcome evaluation regression models. A sub-set of these variables were used for sub-group analysis.

Type*	#	Variable	Source
Individual Characteristics	1	Older Adult (60 years or above)	Participant Experience Survey
	2	Individual with disability	
	3	Gender (Male=1)	
	4	Race (White, non-Hispanic compared to all others)	
	5	Less than High School Education	
	6	High School Education	
	7	More than High School Education	
	8	Income Less than or equal to \$40,000	
	9	Marital Status	
	10	Age	
	11	Poor health	
	12	Living alone	
	13	Reason for contact: Medicare, Medicaid, Personal care	
ADRC Characteristics	14	Rural or urban ADRC	Process Evaluation Survey
	15	Number of consumers	
	16	Number of FTEs	
	17	Number of partners	
	18	Statewide vs Local ADRCs	ACL
Community - Population, Race	18	# Population 60+ years	American Community Survey (ACS) 5-year 2012
	19	# White	
	20	# Hispanics	
Community – Education, Resources	21	# 25+ yrs with Less than High School Education	ACS 5-year 2012
	22	# 25+ yrs with High School Education	
	23	# 25+ yrs with More than High School Education	
	24	# in poverty	ACS 5-year 2012
	25	# Individuals with any Disability	
	26	# of Home Health Agency per 1000 60+years population	
	27	# of Nursing home beds per 1000 60+ years population	

*All the community-level variables are at the ADRC service area level

The following is a summary of variables from the regression analysis.

Independent Variables	Obs.	Mean	Standard Deviation	Min	Max
Client Characteristics					
Age	541	68.73	15.73	7	99
Married (1=Yes)	541	0.26	0.44	0	1
Education (1=High School)	541	0.43	0.50	0	1
Education (1=More than High School)	541	0.37	0.48	0	1
Income less than or equal to \$40,000 (1=Yes)	541	0.91	0.29	0	1
Poor health (1=Yes)	541	0.35	0.48	0	1
Older (1=Yes)	541	0.74	0.44	0	1
Disabled (1=Yes)	541	0.82	0.39	0	1
Gender (1=Male)	541	0.29	0.46	0	1
White, Non-Hispanic (1=Yes)	541	0.77	0.42	0	1
Living Alone (1=Yes)	541	0.42	0.49	0	1
ADRC Controls					
Rural ADRC (1=Yes)	541	0.14	0.35	0	1
Statewide ADRC (1=Yes)	541	0.55	0.50	0	1
Community Characteristics					
# Home health agencies (per 10,000 60 years and above)	541	21.27	9.33	0	72.12
# Nursing home beds (per 1000 60 years and above)	541	1.23	1.33	0	6.53
# 60 years and older population (in 1000s)	541	445.0	369.1	0.15	962.9
# Whites in ADRC service area (in 1000s)	541	1920.9	1701.6	0.65	4524.1
# Hispanics in ADRC service area (in 1000s)	541	139.0	92.9	0.08	250.3
# Poverty in ADRC service area (in 1000s)	541	342.9	263.3	0.12	617.2
# Disability in ADRC service area (in 1000s)	541	294.6	227.0	0.08	524.1
# Less than High school Degree (>25 years, in 1000s)	541	180.8	138.3	50	320.6
# High school Degree (>25 years, in 1000s)	541	469.5	379.4	116	955.8
# More than High school Degree (>25 years, in 1000s)	541	1318.8	1289.6	589	3420.7

APPENDIX JJ. OUTCOME EVALUATION REGRESSION FINDINGS

Exhibit 1: Efficiency and Effectiveness of ADRCs

	Representative Paid Close Attention	Representative Explained Choices
	b/se	b/se
Age	0.000 (0.001)	0.004 (0.003)
Married (1 = Yes)	-0.079** (0.029)	0.014 (0.066)
60+ or Disabled 60+ (1=Yes)	0.054 (0.030)	0.062 (0.107)
Disabled or Disabled 60+ (1=Yes)	-0.049*** (0.013)	0.195*** (0.055)
Male (1=Yes)	0.005 (0.020)	0.021 (0.056)
White, Non-Hispanic (1 = Yes)	0.02 (0.018)	0.103* (0.052)
High School Degree (1=Yes)	0.070** (0.025)	0.096 (0.131)
More than High School (1=Yes)	0.014 (0.022)	0.083 (0.106)
Income Less than or equal 40K (1=Yes)	0.083 (0.047)	-0.023 (0.065)
Poor Health (1=Yes)	-0.034* (0.017)	0.196*** (0.052)
Living Alone (1 = Yes)	-0.016 (0.020)	-0.113* (0.050)
Rural (1 = Yes)	0.119*** (0.002)	0.212* (0.101)
Statewide ADRC (1=Yes)	0.112*** (0.001)	-0.318*** (0.010)
# HHA per 10,000 60+ population	0.177*** (0.021)	0.01 (0.006)
# of Nursing Home Beds per 1000 60+ population	-0.541*** (0.063)	0.002 (0.012)
# Less than HS (in 1000s)	-0.001*** (0.000)	0.000* (0.000)
# of HS Graduates (in 1000s)	0.000*** (0.000)	-0.000*** (0.000)
# More than HS (in 1000s)	0.000*** (0.000)	-0.000** (0.000)

	Representative Paid Close Attention	Representative Explained Choices
# of Whites (in 1000s)	-0.070*** (0.010)	0.067*** (0.020)
# of Hispanics (in 1000s)	-0.040*** (0.005)	-0.002 (0.001)
# of Individuals in Poverty (in 1000s)	0.086*** (0.010)	-0.015*** (0.004)
# of Individuals with Disability (in 1000s)	0.014*** (0.002)	0.026* (0.012)
# of Individuals over 60+ years (in 1000s)	0.288*** (0.037)	-0.052** (0.016)
N	532	527
* p<0.10, ** p<0.05, *** p<0.01		

**Average Marginal Effect calculated from probit regressions are provided above with standard errors in parenthesis.

Exhibit 2: Reasons for Contact

	Medicare	Medicaid	Personal Care
Age	0.001	0.001	0.000
	-0.002	-0.002	-0.001
Married (1 = Yes)	0.128**	-0.148**	0.048*
	(0.040)	(0.046)	(0.021)
60+ or Disabled 60+ (1=Yes)	-0.056	0.059	0.007
	(0.052)	(0.083)	(0.027)
Disabled or Disabled 60+ (1=Yes)	-0.008	0.093	0.103***
	(0.114)	(0.051)	(0.014)
Male (1=Yes)	-0.044	0.085	-0.019
	(0.096)	(0.067)	(0.019)
White, Non-Hispanic (1 = Yes)	0.06	0.176***	-0.079*
	(0.092)	(0.017)	(0.034)
High School Degree (1=Yes)	-0.002	0.019	-0.011
	(0.049)	(0.065)	(0.034)
More than High School (1=Yes)	-0.031	-0.009	0.008
	(0.111)	(0.086)	(0.042)
Income Less than or equal 40K (1=Yes)	-0.247	-0.08	0.028
	(0.127)	(0.158)	(0.024)
Poor Health (1=Yes)	-0.155	0.06	-0.003
	(0.087)	(0.080)	(0.015)
Living Alone (1 = Yes)	0.105***	-0.033	-0.026
	(0.019)	(0.058)	(0.016)
Rural (1 = Yes)	0.09	0.07	0.420***
	(0.293)	(0.098)	(0.084)
Statewide ADRC (1=Yes)	0.725***	0.749***	-0.039
	(0.022)	(0.030)	(0.607)
# HHA per 10,000 60+ population	-0.004	0.001	-0.012***
	(0.007)	(0.004)	(0.003)
# of Nursing Home Beds per 1000 60+ population	-0.072	-0.048*	0.031**
	(0.038)	(0.022)	(0.012)
# Less than HS (in 1000s)	-0.000*	0.000	0.000
	(0.000)	(0.000)	(0.000)
# of HS Graduates (in 1000s)	0.000	0.000	0.000
	(0.000)	(0.000)	(0.000)
# More than HS (in 1000s)	-0.000*	0.000	0.000
	(0.000)	(0.000)	(0.000)
# of Whites (in 1000s)	0.003	0.007	-0.004
	(0.024)	(0.015)	(0.012)
# of Hispanics (in 1000s)	0.009	-0.003**	0.003***
	(0.006)	(0.001)	(0.001)
# of Individuals in Poverty (in 1000s)	0.013	0.001	0.003
	(0.009)	(0.004)	(0.003)
# of Individuals with Disability (in 1000s)	0.091	-0.016	0.030***
	(0.054)	(0.008)	(0.009)
# of Individuals over 60+ years (in 1000s)	-0.026	0.014*	-0.021**
	(0.020)	(0.007)	(0.008)
N	541	541	541

	Medicare	Medicaid	Personal Care
* p<0.10, ** p<0.05, *** p<0.01			

**Average Marginal Effect calculated from probit regressions are provided above with standard errors in parenthesis.

Exhibit 3: Challenges Faced in Resolving Issues

	Difficulty Reaching Staff	Lack of Staff Follow Through
Age	0.004 (0.003)	-0.002* (0.001)
Married (1 = Yes)	-0.022 (0.058)	0.007 (0.040)
60+ or Disabled 60+ (1=Yes)	-0.212 (0.115)	0.041 (0.048)
Disabled or Disabled 60+ (1=Yes)	-0.09 (0.115)	0.095* (0.037)
Male (1=Yes)	-0.013 (0.038)	-0.001 (0.042)
White, Non-Hispanic (1 = Yes)	-0.114 (0.125)	0.017 (0.060)
High School Degree (1=Yes)	0.016 (0.054)	0.012 (0.037)
More than High School (1=Yes)	0.137* (0.054)	0.047 (0.052)
Income Less than or equal 40K (1=Yes)	0.102 (0.071)	-0.03 (0.059)
Poor Health (1=Yes)	0.035 (0.058)	-0.002 (0.039)
Living Alone (1 = Yes)	0.008 (0.070)	0.011 (0.026)
Rural (1 = Yes)	-0.142** (0.054)	-0.178 (0.110)
Statewide ADRC (1=Yes)	-0.231*** (0.010)	-0.057 (0.583)
# HHA per 10,000 60+ population	0.011* (0.005)	0.009 (0.006)
# of Nursing Home Beds per 1000 60+ population	-0.024 (0.019)	-0.018 (0.022)
# Less than HS (in 1000s)	0.000 (0.000)	0.000 (0.000)
# of HS Graduates (in 1000s)	-0.000* (0.000)	0.000 (0.000)
# More than HS (in 1000s)	0.000 (0.000)	-0.000* (0.000)
# of Whites (in 1000s)	0.003* (0.001)	0.003 (0.001)
# of Hispanics (in 1000s)	-0.003	-0.001

	Difficulty Reaching Staff	Lack of Staff Follow Through
	(0.004)	(0.005)
# of Individuals in Poverty (in 1000s)	-0.002	-0.008
	(0.011)	(0.011)
# of Individuals with Disability (in 1000s)	-0.021	-0.013
	(0.015)	(0.030)
# of Individuals over 60+ years (in 1000s)	0.022	0.028
	(0.016)	(0.017)
N	536	518
* p<0.10, ** p<0.05, *** p<0.01		

**Average Marginal Effect calculated from probit regressions are provided above with standard errors in parenthesis.

Exhibit 4: Satisfaction with Services Received

	Comprehensiveness of Information	Personalization of Services	Accuracy of Information	Support in Decision Making
Age	0.002 (0.002)	0.000 (0.002)	0.000 (0.001)	0.000 (0.002)
Respondent Type (1=Self)	(0.007)	-0.124*** (0.033)	-0.053 (0.028)	-0.057* (0.023)
Married (1 = Yes)	0.007 (0.036)	0.036 (0.062)	-0.05 (0.037)	-0.100** (0.036)
60+ or Disabled 60+ (1=Yes)	0.02 (0.050)	-0.08 (0.084)	0.053 (0.049)	0.088 (0.072)
Disabled or Disabled 60+ (1=Yes)	0.025 (0.081)	-0.056 (0.082)	-0.043 (0.027)	0.07 (0.052)
Male (1=Yes)	-0.015 (0.037)	0.008 (0.055)	-0.01 (0.023)	0.059** (0.022)
White, Non-Hispanic (1 = Yes)	0.08 (0.102)	0.059 (0.055)	0.049 (0.045)	-0.027 (0.037)
High School Degree (1=Yes)	0.086 (0.075)	0.150*** (0.032)	0.093** (0.032)	0.111 (0.066)
More than High School (1=Yes)	0.057 (0.058)	0.054 (0.057)	0.064* (0.028)	0.131* (0.053)
Income Less than or equal 40K (1=Yes)	0.306* (0.126)	0.052 (0.112)	0.081 (0.044)	0.036 (0.034)
Poor Health (1=Yes)	-0.066* (0.034)	-0.101 (0.068)	-0.034 (0.019)	-0.107*** (0.024)
Living Alone (1 = Yes)	-0.141** (0.045)	0.059 (0.068)	-0.037 (0.027)	-0.121** (0.041)
Rural (1 = Yes)	0.122** (0.041)	0.171** (0.059)	0.065 (0.035)	-0.008 (0.129)

	Comprehensiveness of Information	Personalization of Services	Accuracy of Information	Support in Decision Making
Statewide ADRC (1=Yes)	-0.653 (0.756)	-0.506 (0.894)	0.122*** (0.002)	0.164*** (0.003)
Reason for contact: Medicare	-0.105** (0.035)	0.070** (0.024)	-0.033 (0.033)	-0.039 (0.035)
Reason for contact: Medicaid	0.003 (0.080)	0.107 (0.060)	0.058* (0.023)	0.093*** (0.022)
Reason for contact: Personal Care	-0.142 (0.114)	0.085 (0.069)	-0.002 (0.020)	0.050*** (0.008)
# HHA per 10,000 60+ population	0.008** (0.003)	0.018*** (0.005)	0.015*** (0.004)	0.035*** (0.007)
# of Nursing Home Beds per 1000 60+ population	-0.004 (0.019)	-0.020 (0.023)	-0.058*** (0.014)	-0.159*** (0.026)
# Less than HS (in 1000s)	-0.000*** (0.000)	-0.000* (0.000)	-0.000** (0.000)	-0.000*** (0.000)
# of HS Graduates (in 1000s)	0.000** (0.000)	0.000 (0.000)	0.000** (0.000)	0.000*** (0.000)
# More than HS (in 1000s)	-0.000* (0.000)	0.000* (0.000)	0.000 (0.000)	-0.000* (0.000)
# of Whites (in 1000s)	-0.003*** (0.001)	-0.006* (0.003)	-0.003* (0.001)	-0.011*** (0.002)
# of Hispanics (in 1000s)	0.004* (0.002)	0.007 (0.005)	0.011*** (0.003)	0.033*** (0.004)
# of Individuals in Poverty (in 1000s)	0.009 (0.006)	0.005 (0.007)	0.001 (0.003)	0.002 (0.009)
# of Individuals with Disability (in 1000s)	0.002 (0.008)	0.038* (0.015)	0.014 (0.009)	0.014 (0.021)
# of Individuals over 60+ years (in 1000s)	0.014 (0.009)	0.003 (0.010)	-0.002 (0.005)	0.029 (0.024)

	Comprehensiveness of Information	Personalization of Services	Accuracy of Information	Support in Decision Making
N	511	510	522	463
* p<0.10, ** p<0.05, *** p<0.01				

**Average Marginal Effect calculated from probit regressions are provided above with standard errors in parenthesis.

Exhibit 5: Usefulness of Information Provided by ADRC

	Degree of Usefulness of Information
Age	-0.007**
	(0.002)
Married (1 = Yes)	0.062
	(0.082)
60+ or Disabled 60+ (1=Yes)	0.123
	(0.108)
Disabled or Disabled 60+ (1=Yes)	0.017
	(0.095)
Male (1=Yes)	-0.009
	(0.037)
White, Non-Hispanic (1 = Yes)	0.068
	(0.058)
High School Degree (1=Yes)	0.05
	(0.113)
More than High School (1=Yes)	-0.117
	(0.081)
Income Less than or equal 40K (1=Yes)	0.146
	(0.179)
Poor Health (1=Yes)	-0.084
	(0.048)
Living Alone (1 = Yes)	-0.011
	(0.085)
Rural (1 = Yes)	-0.017
	(0.063)
Statewide ADRC (1=Yes)	-0.697***
	(0.186)
Reason for contact: Medicare	-0.079
	(0.045)
Reason for contact: Medicaid	0.033
	(0.084)
Reason for contact: Personal Care	0.047
	(0.025)
# HHA per 10,000 60+ population	0.014***
	(0.004)
# of Nursing Home Beds per 1000 60+ population	0.007
	(0.014)
# Less than HS (in 1000s)	-0.000**
	(0.000)
# of HS Graduates (in 1000s)	0.000

	Degree of Usefulness of Information
	(0.000)
# More than HS (in 1000s)	0.000
	(0.000)
# of Whites (in 1000s)	-0.002*
	(0.001)
# of Hispanics (in 1000s)	0.001
	(0.003)
# of Individuals in Poverty (in 1000s)	0.005
	(0.006)
# of Individuals with Disability (in 1000s)	0.005
	(0.009)
# of Individuals over 60+ years (in 1000s)	0.023
	(0.012)
N	490
* p<0.10, ** p<0.05, *** p<0.01	

**Average Marginal Effect calculated from probit regressions are provided above with standard errors in parenthesis.

APPENDIX KK. OUTCOME EVALUATION SURVEY DISTRIBUTION OF ADRC CHARACTERISTICS

Exhibit 1: Distribution of Characteristics of ADRCs Participating in the Outcome Evaluation Survey

Agency	Number of Consumers	Number of FTEs	Number of Partners	Percentage in Poverty	Percentage 60+	Percentage Disabled	Percentage White
Ability Resources	684	18	8	14.57%	18.06%	14.11%	70.99%
Adult Resources for Care and Help (ARCH): Larimer County	1339	2	5	13.74%	17.43%	8.88%	90.53%
Aging Partners Area Agency on Aging	12000	137	33	12.88%	17.35%	9.46%	88.82%
Albemarle Commission Area Agency on Aging	1000	4	17	16.73%	22.04%	15.12%	71.32%
Appalachian Agency for Senior Citizens	1513	7	13	20.27%	23.83%	27.24%	96.62%
Area Agency on Aging of the Permian Basin	3211	10	11	15.61%	15.71%	13.55%	77.03%
Area IV Agency on aging and Community Action Programs (Area 4)	6468	31	19	16.69%	17.39%	11.68%	89.02%
Area IX Area Agency on Aging	6743	31.15	78	12.24%	21.13%	11.23%	95.46%
Area V - Southeast Idaho	1180	19	8	16.38%	16.95%	12.91%	87.58%
Area VI Agency on Aging	685	4	11	21.24%	27.27%	16.87%	83.17%
Cape Fear Council of Governments	391	23	23	18.43%	23.29%	14.50%	77.30%
Choices in Living Resource Center	726	7	11	18.86%	20.13%	16.45%	77.00%
Community Choices: North Central Region	993	53.1	31	11.36%	19.85%	10.78%	74.94%
Concho Valley ADRC	141	10.8	23	17.69%	25.44%	13.07%	85.11%
Coos County ServiceLink	2354	5	20	13.78%	26.82%	18.49%	96.94%
Essex County ADRC	1032	4	2	16.84%	16.49%	10.64%	42.59%
Generations	465	9	21	13.50%	21.13%	13.27%	96.07%
Kiamichi Economic Development District of Oklahoma (KEDDO) Area	85	9	9	21.88%	23.10%	21.94%	72.06%

Agency	Number of Consumers	Number of FTEs	Number of Partners	Percentage in Poverty	Percentage 60+	Percentage Disabled	Percentage White
Agency on Aging							
LifeLong Links ADRC Heritage AAA	3076	6	10	12.00%	17.69%	9.83%	90.78%
Mesa County ADRC	1331	38	3	11.21%	18.11%	10.75%	88.38%
Nevada County ADRC	1023	8.67	8	12.00%	28.35%	12.61%	91.36%
North West Senior and People with Disabilities	5414	61	12	17.76%	19.65%	13.90%	82.03%
Northwest Missouri Area Agency on Aging (NWAAA)	386	5	5	14.01%	21.25%	13.77%	94.55%
San Juan Basin ARCH	1105	6	9	17.74%	21.75%	10.87%	92.56%
Senior Linkage Line	39606	95	20	11.64%	18.15%	9.88%	85.30%
Southwest 8 Senior Services Inc.	636	7.5	16	12.92%	22.52%	14.35%	94.94%
WPCOG Area Agency on Aging	2324	9.5	13	17.40%	21.48%	15.29%	85.12%
West Virginia Aging and Disability Resource Center - Fairmont Site	687	4	9	17.48%	19.97%	15.31%	93.32%
Summary Statistics Based on PES Participant Sites							
Minimum	85	2	2	11.21%	15.71%	8.88%	42.59%
25th Percentile	684.5	5.5	8.5	12.90%	17.88%	10.83%	77.17%
Mean	3449.93	22.31	16	15.60%	20.80%	13.81%	84.68%
Median	1068.5	9	11.5	16.00%	20.63%	13.41%	87.98%
75th Percentile	2715	27	20	17.72%	22.81%	15.20%	92.94%
Maximum	39606	137	78	21.88%	28.35%	27.24%	96.94%
Summary Statistics Based on Process Evaluation Participant Sites							
Minimum	7	0.75	1				
25th Percentile	717	6.12	7				
Mean	4365.31	22.23	13.65				
Median	1729	13.25	12				
75th Percentile	4448	26.5	19				
Maximum	59366	283.25	41				

Exhibit 2: Comparison of Characteristics of ADRCs Participating in the Process and Outcome Evaluation Surveys

Measures	ADRCs from Process Evaluation Survey	ADRCs from Participant Experience Survey
----------	--------------------------------------	------------------------------------------

Number of FTEs	Frequency	Percentage	Frequency	Percentage
0-5	86	18.22	6	28.57
6-15	138	29.24	8	38.10
>15	172	36.44	7	33.33
Missing data	76	16.10	-	-
Number of Consumers	Frequency	Percentage	Frequency	Percentage
0-500	84	17.80	4	19.05
501-2500	171	36.23	13	61.90
>2500	147	31.14	4	19.05
Missing data	70	14.83	-	-
Number of Partners	Frequency	Percentage	Frequency	Percentage
0-8	125	26.48	7	33.33
9-15	131	27.75	8	38.10
>15	143	30.29	6	28.57
Missing data	73	15.48	-	-
Type of ADRC*	Frequency	Percentage	Frequency	Percentage
Urban	332	70.49	11	52.38
Rural	129	27.39	8	38.10
Statewide	10	2.12	2	9.52

* Excludes *West Virginia Aging and Disability Resource Center - State ADRC Office* which participated in the Local ADRC survey; this ADRC was not coded as a rural, urban or statewide ADRC.